



US00D518163S

(12) **United States Design Patent**
Ball et al.

(10) **Patent No.:** **US D518,163 S**
(45) **Date of Patent:** **** Mar. 28, 2006**

(54) **HEART-SHAPED CASTING FOR BRICK OR STONE FIREPLACE**

(76) Inventors: **Kim M. Ball**, 742 Beaver St., Orrville, OH (US) 44667; **Christina D. Williams**, 742 Beaver St., Orrville, OH (US) 44667

(**) Term: **14 Years**

(21) Appl. No.: **29/207,788**

(22) Filed: **Jun. 21, 2004**

(51) **LOC (8) Cl.** **23-03**

(52) **U.S. Cl.** **D23/404**

(58) **Field of Classification Search** D23/403-406, D23/409-410, 415-419, 499, 396-402, 343-347, D23/350; D25/55, 59, 60; D7/332-335, 339-340, D7/347-349, 653; D8/DIG. 4; 126/500, 540, 126/543-544, 547; 52/36.3; 16/DIG. 11; 294/14

See application file for complete search history.

(56) **References Cited**

U.S. PATENT DOCUMENTS

- 1,010,101 A 11/1911 Weaver
- 1,577,727 A * 3/1926 Karge 455/344
- 2,103,171 A * 12/1937 Nilson 126/518
- 3,469,570 A 9/1969 Wright

- 4,182,305 A 1/1980 Johnson
- 4,616,628 A 10/1986 Ratelband
- D347,888 S 6/1994 Jackson
- D432,682 S * 10/2000 Ullrich et al. D25/135
- D432,683 S * 10/2000 Ullrich et al. D25/135

* cited by examiner

Primary Examiner—Sandra S. Snapp
(74) *Attorney, Agent, or Firm*—Donald R. Schoonover


(57) **CLAIM**

We claim the ornamental design for a heart-shaped casting for brick or stone fireplace, as shown and described.

DESCRIPTION

FIG. 1 is a perspective view of a heart-shaped casting for brick or stone fireplace showing our new design; FIG. 2 is a front elevational view thereof, the rear elevational view being identical thereto; FIG. 3 is a top plan view thereof; FIG. 4 is a side elevational view thereof, the elevational view of the opposing side being identical thereto; FIG. 5 is a bottom plan view thereof; and, FIG. 6 is a perspective view showing the heart-shaped casting for brick or stone fireplace in use; the broken lines depict environmental structure for illustrative purposes only and form no part of the claimed design.

1 Claim, 3 Drawing Sheets






FIG. 1




FIG. 2




FIG. 3

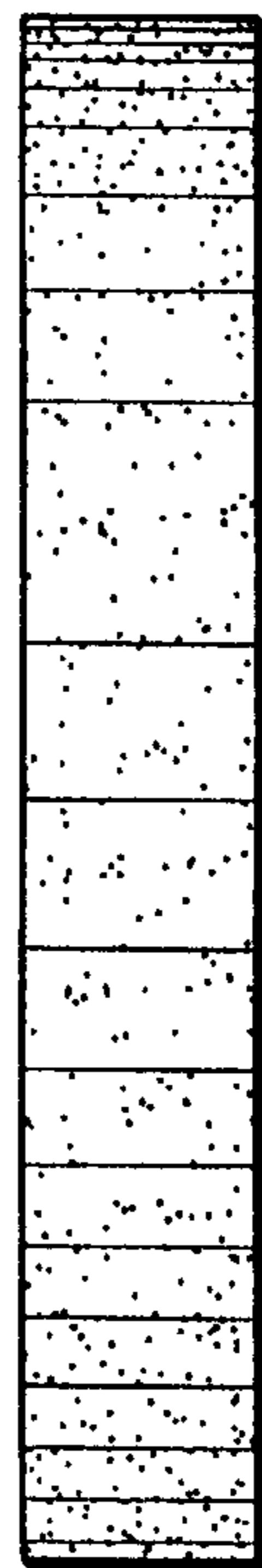


FIG. 4




FIG. 5

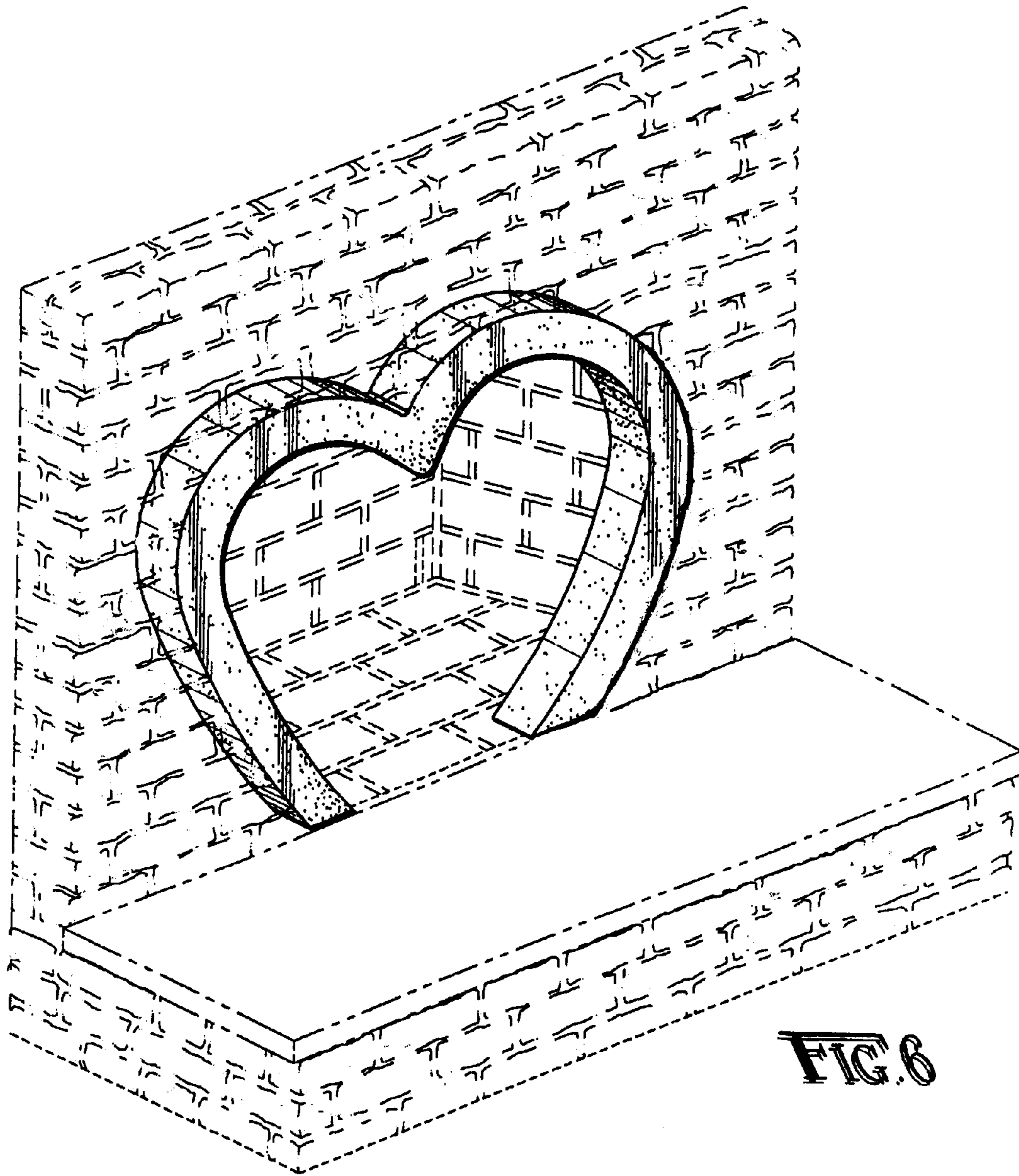


FIG. 6