



US00D518144S

(12) **United States Design Patent**
Py et al.

(10) **Patent No.:** **US D518,144 S**
(45) **Date of Patent:** **** Mar. 28, 2006**

(54) **DISPENSER NOZZLE**

(75) Inventors: **Daniel Py**, Stamford, CT (US);
Norbert M. Assion, Shelton, CT (US);
Stephanie Ferreira, Bridgeport, CT (US)

(73) Assignee: **Medical Instill Technologies, Inc.**,
New Milford, CT (US)

(**) Term: **14 Years**

(21) Appl. No.: **29/225,228**

(22) Filed: **Mar. 14, 2005**

Related U.S. Application Data

(60) Division of application No. 29/200,756, filed on Mar. 3, 2004, which is a division of application No. 29/174,936, filed on Jan. 27, 2003, now Pat. No. Des. 504,713, which is a continuation-in-part of application No. 10/272,577, filed on Oct. 16, 2002.

(51) **LOC (8) Cl.** **23-01**

(52) **U.S. Cl.** **D23/213; D24/112**

(58) **Field of Classification Search** **D23/213;**
D24/112, 114; 222/386

See application file for complete search history.

(56) **References Cited**

U.S. PATENT DOCUMENTS

2,128,035 A	8/1938	Boetel
2,695,735 A	11/1954	Van Doornik
3,412,910 A	11/1968	Hahn
3,648,903 A	3/1972	Marchant
3,669,323 A	6/1972	Harker et al.
3,963,814 A	6/1976	Cospen et al.
4,002,516 A	1/1977	Gaborieau et al.
4,102,476 A	7/1978	Loeffler
4,141,474 A	2/1979	Nilson
4,513,891 A	4/1985	Hain et al.
D288,954 S	3/1987	McDermott et al.
4,699,300 A	10/1987	Blake
4,737,148 A	4/1988	Blake
4,739,906 A	4/1988	LoTurco

4,842,165 A	6/1989	Van Coney
4,895,279 A	1/1990	Schultz
4,923,480 A	5/1990	Monestere
4,949,877 A	8/1990	Hanna et al.
4,978,036 A	12/1990	Burd
5,033,647 A	7/1991	Smith et al.
5,083,416 A	1/1992	Schneider et al.
5,108,007 A	4/1992	Smith et al.
5,178,300 A	1/1993	Haviv et al.
5,197,638 A	3/1993	Wood
5,226,568 A	7/1993	Newton et al.
5,257,726 A	11/1993	Graf et al.
5,318,204 A	6/1994	Davis et al.
5,320,256 A	6/1994	Wood
5,320,845 A	6/1994	Py
5,332,121 A	7/1994	Schmidt et al.
5,339,972 A	8/1994	Crosnier et al.
5,416,303 A	5/1995	Grooms et al.
5,489,026 A	2/1996	D'Aloia
5,489,027 A	2/1996	Goerigk
5,497,910 A	3/1996	Meadows et al.

(Continued)

FOREIGN PATENT DOCUMENTS

EP	0649795 B1	6/1999
EP	0673852 B1	2/2000

Primary Examiner—Robin V. Webster

(74) *Attorney, Agent, or Firm*—McCarter & English, LLP

(57) **CLAIM**

We claim, the ornamental design for a dispenser nozzle, as shown and described.

DESCRIPTION

FIG. 1 is a side perspective view of a dispenser showing our new design.

FIG. 2 is a top plan view of the dispenser of FIG. 1.

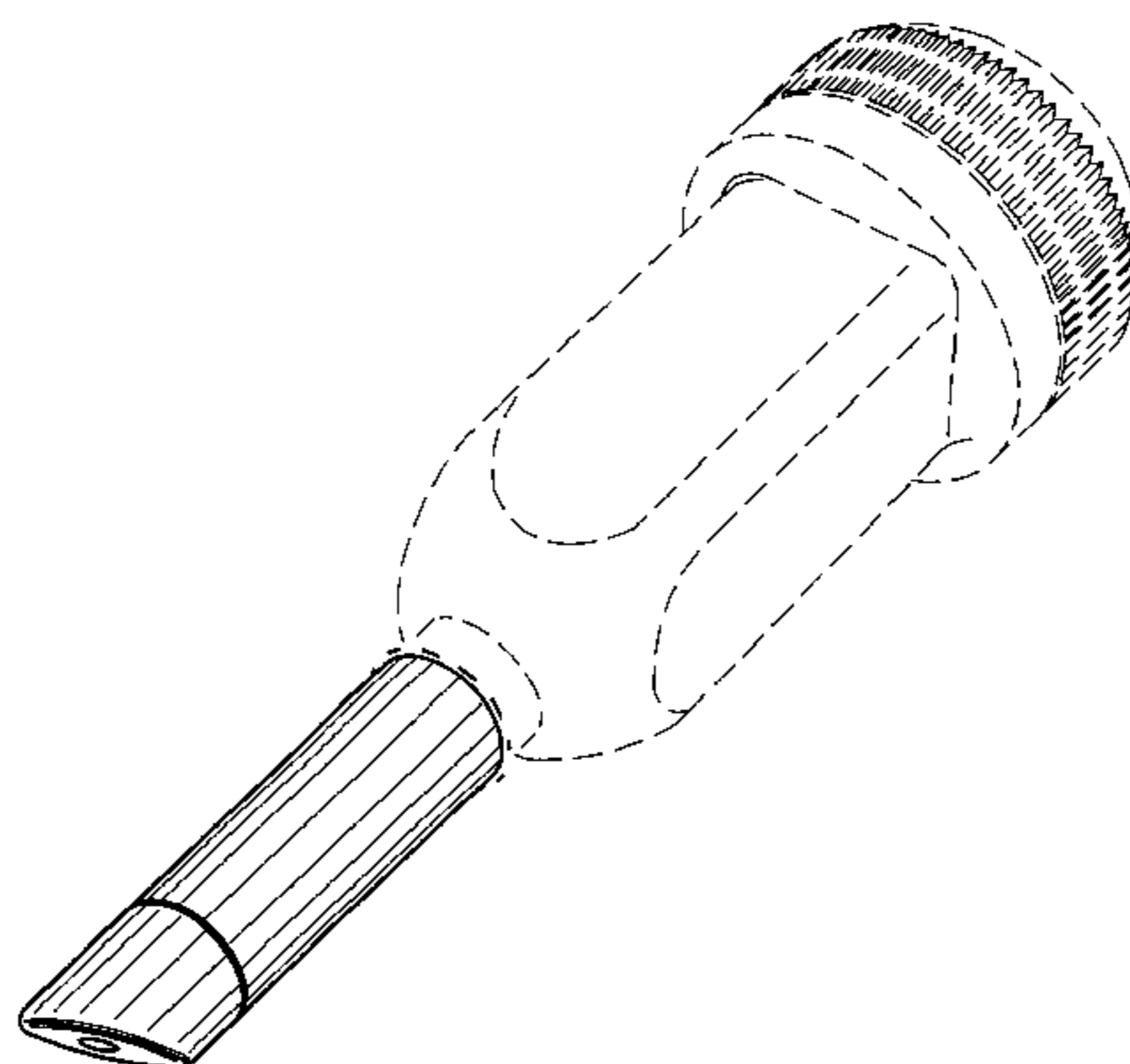
FIG. 3 is a right side view of the dispenser of FIG. 1.

FIG. 4 is a side view of the dispenser if FIG. 1; and,

FIG. 5 is a bottom plan view of the dispenser of FIG. 1.

The broken line showing is for illustrative purposes only and forms no part of the claimed design.

1 Claim, 2 Drawing Sheets



US D518,144 S

Page 2

U.S. PATENT DOCUMENTS					
D372,070 S	7/1996	Zak et al.	6,062,437 A	5/2000	Mascitelli
5,556,678 A	9/1996	Jupin et al.	6,083,450 A	7/2000	Safian
5,564,596 A	10/1996	Meadows et al.	6,145,707 A	11/2000	Baudin
5,582,330 A	12/1996	Iba	6,170,705 B1	1/2001	Schneider et al.
5,609,273 A	3/1997	Firestone et al.	6,202,901 B1	3/2001	Gerber et al.
5,664,704 A	9/1997	Meadows et al.	6,254,579 B1	7/2001	Cogger et al.
5,692,651 A	12/1997	Fuchs	6,267,768 B1	7/2001	Deacon et al.
5,718,334 A	2/1998	Demel	6,283,976 B1	9/2001	Portney
5,727,892 A	3/1998	Baudin	6,301,767 B1	10/2001	Granger et al.
5,730,322 A	3/1998	Iba et al.	6,306,423 B1	10/2001	Donovan et al.
5,743,441 A	4/1998	Baudin et al.	6,312,708 B1	11/2001	Donovan
5,759,218 A	6/1998	Martin et al.	6,325,253 B1	12/2001	Robinson
5,799,837 A	9/1998	Firestone et al.	6,351,924 B1	3/2002	Gustafsson et al.
5,823,397 A	10/1998	Gil	6,383,509 B1	5/2002	Donovan et al.
5,855,302 A	1/1999	Fisscher	6,386,395 B1	5/2002	Lunghetti
5,899,624 A	5/1999	Thompson	6,428,545 B1	8/2002	Portney
5,921,989 A	7/1999	Deacon et al.	6,446,844 B1	9/2002	Gross
5,934,500 A	8/1999	Cogger et al.	6,450,994 B1	9/2002	Boyles et al.
6,050,444 A	4/2000	Sugg	D504,713 S *	5/2005	Py et al. D23/213
6,053,370 A	4/2000	Ludbrook et al.			

* cited by examiner

FIG. 1

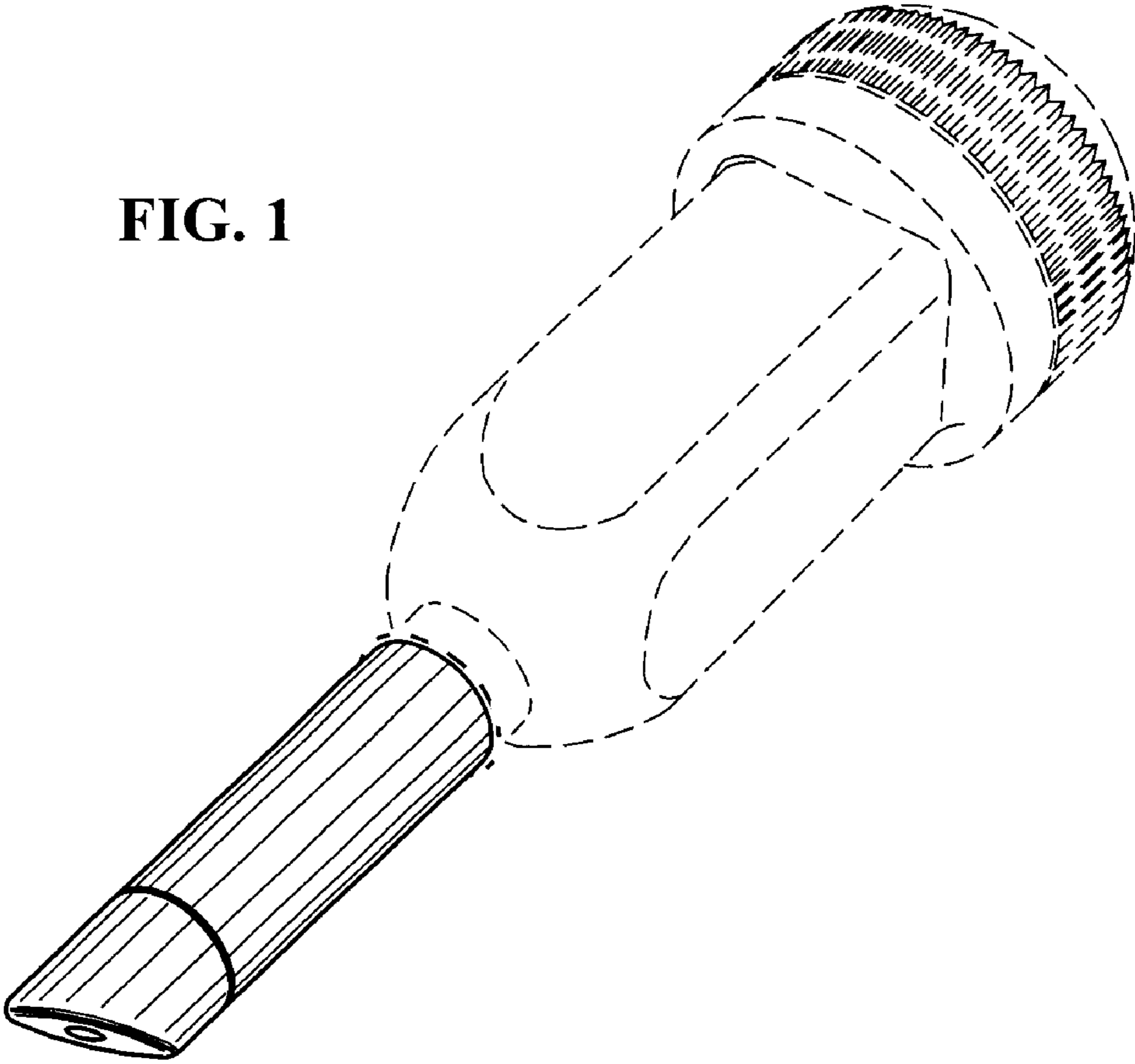


FIG. 2




FIG. 3

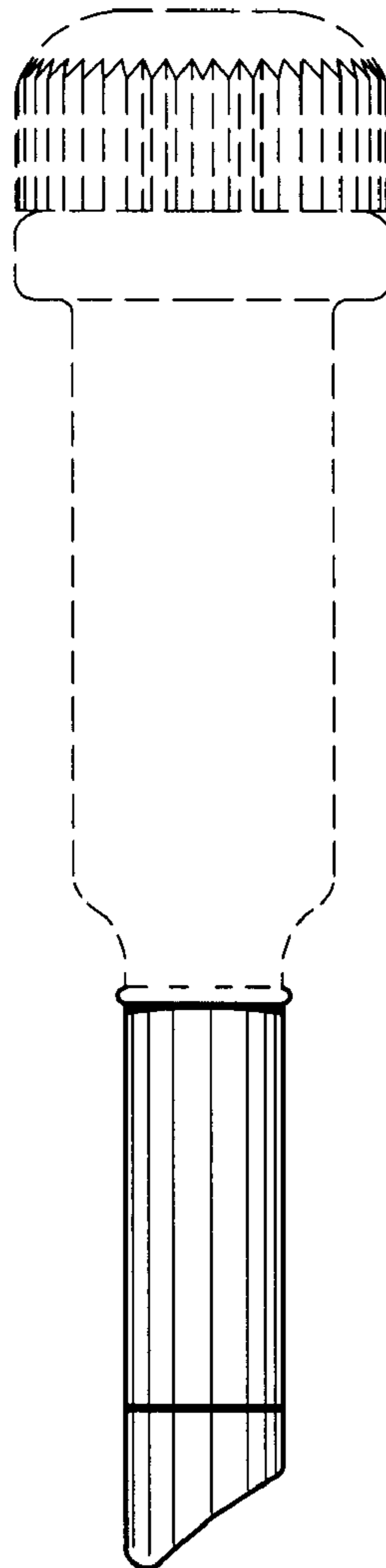


FIG. 4

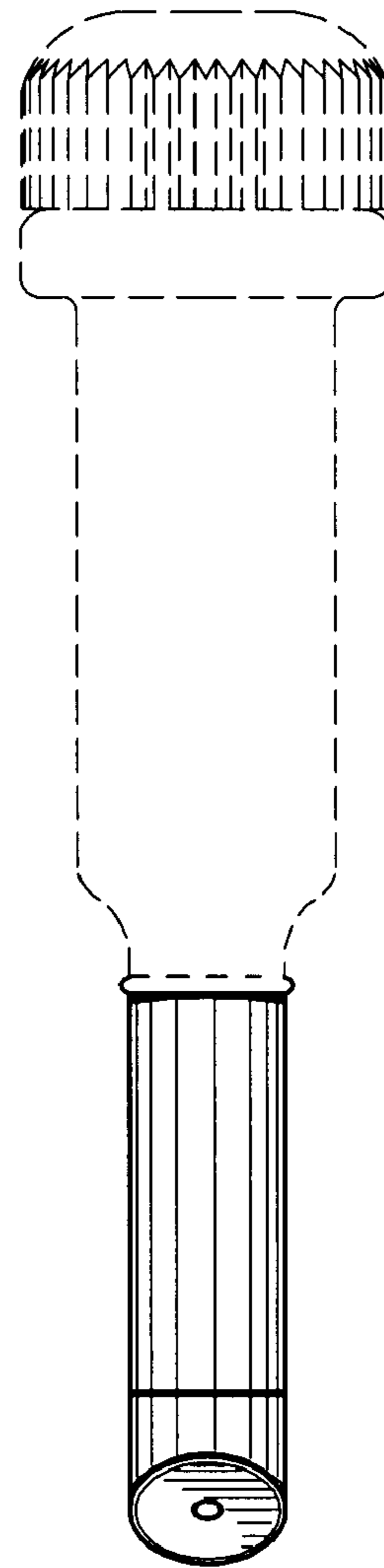


FIG. 5

