



US00D518139S

(12) **United States Design Patent**  
**Lester**

(10) **Patent No.:** **US D518,139 S**  
(45) **Date of Patent:** **\*\* Mar. 28, 2006**

(54) **FISHING LURE**

(76) Inventor: **Larry E. Lester**, 4004 Lee Blvd.,  
Petersburg, VA (US) 23803

(\*\*) Term: **14 Years**

(21) Appl. No.: **29/224,900**

(22) Filed: **Mar. 9, 2005**

(51) **LOC (8) Cl.** ..... **22-05**

(52) **U.S. Cl.** ..... **D22/126**

(58) **Field of Classification Search** ..... D22/125-133;  
43/42.39, 42.45, 42.24, 42.26, 42.28, 42.31,  
43/42.32

See application file for complete search history.

(56) **References Cited**

**U.S. PATENT DOCUMENTS**

D228,552 S 10/1973 Cordell, Jr. .... D22/127  
D413,155 S \* 8/1999 Laney ..... D22/126  
D434,100 S \* 11/2000 Loy ..... D22/127

D461,219 S \* 8/2002 Jones ..... D22/126  
6,662,487 B1 12/2003 Perrone, Jr. .... 43/42.04

\* cited by examiner

*Primary Examiner*—Catherine R. Oliver  
(74) *Attorney, Agent, or Firm*—Richard C. Litman

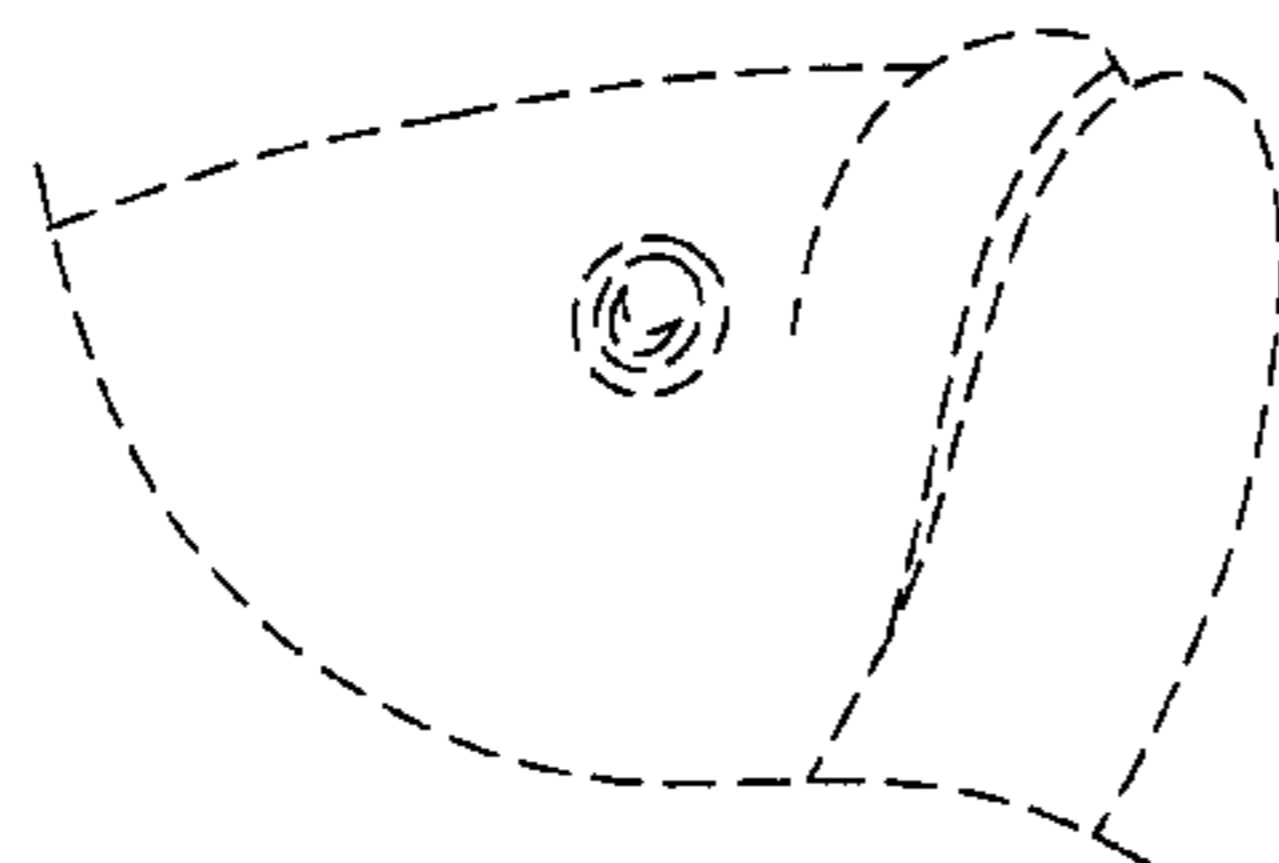
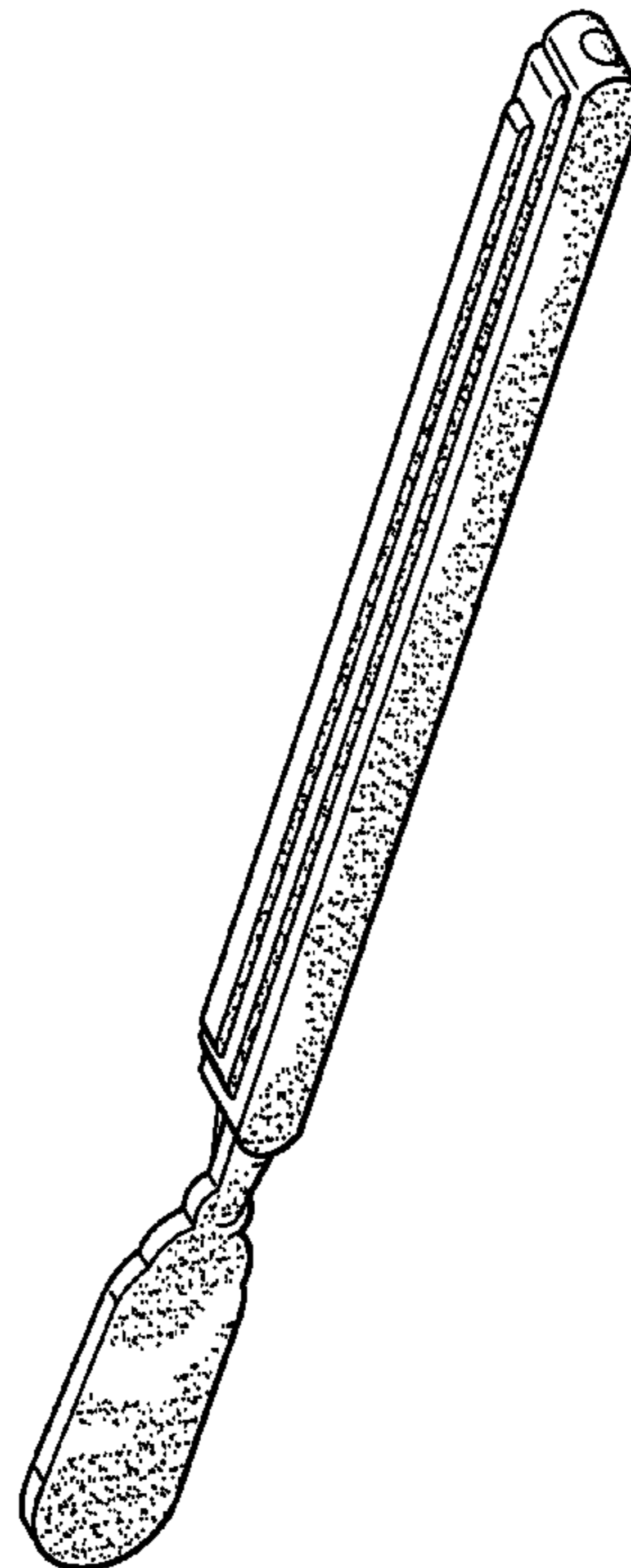
(57) **CLAIM**

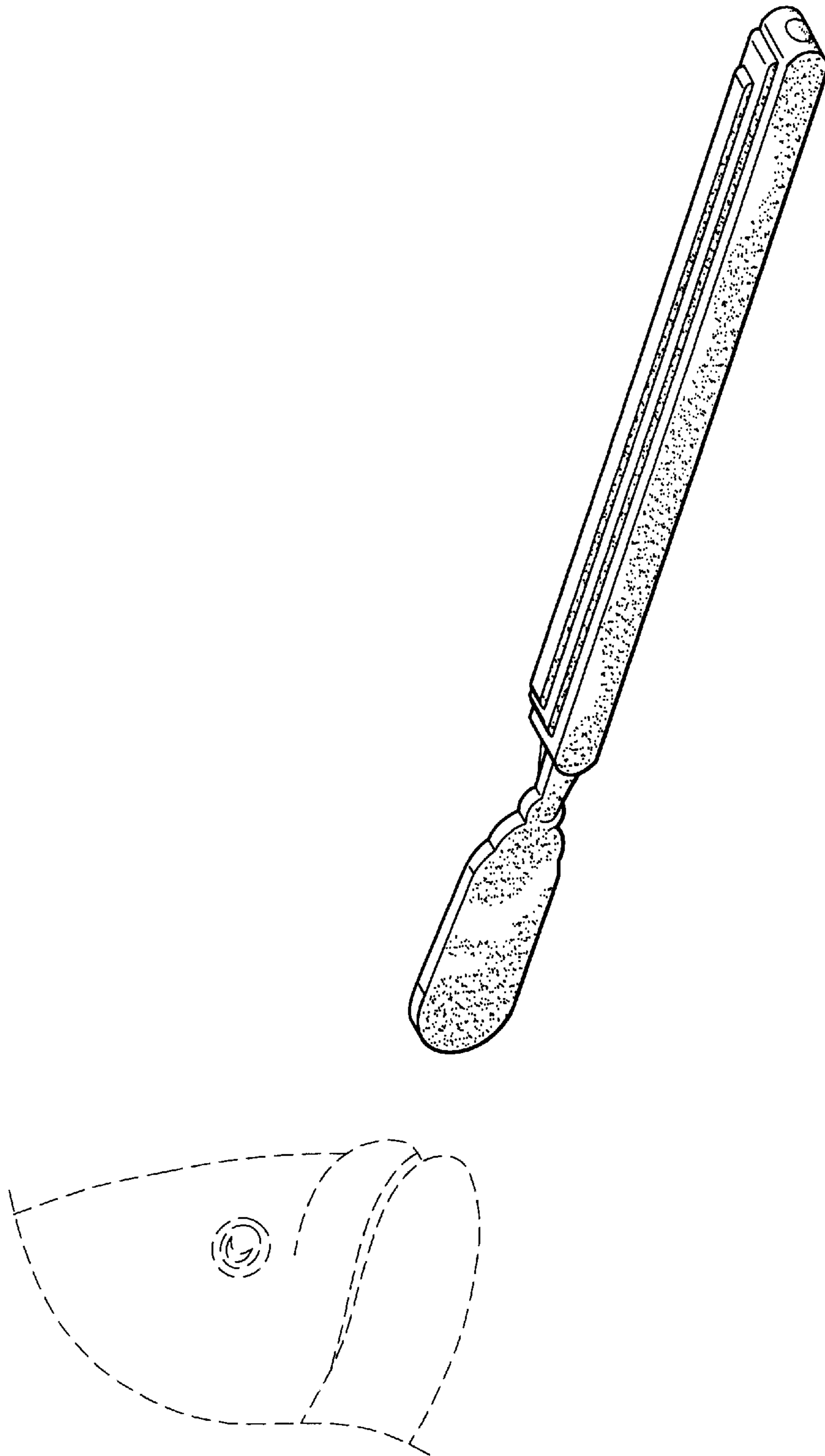
The ornamental design for a fishing lure, as shown and described.

**DESCRIPTION**

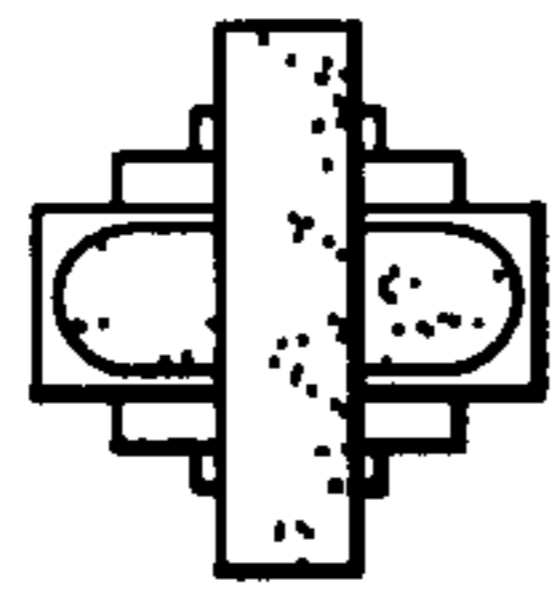
FIG. 1 is an environmental perspective view of a fishing lure showing my new design;  
FIG. 2 is a front elevational view thereof;  
FIG. 3 is a rear elevational view thereof;  
FIG. 4 is a right side elevational view with the left side being a mirror image thereof; and,  
FIG. 5 is a top plan view with the bottom being a mirror image thereof.  
The broken line showing of the fish in FIG. 1 is for illustrative purposes only and forms no part of the claimed design.

**1 Claim, 3 Drawing Sheets**

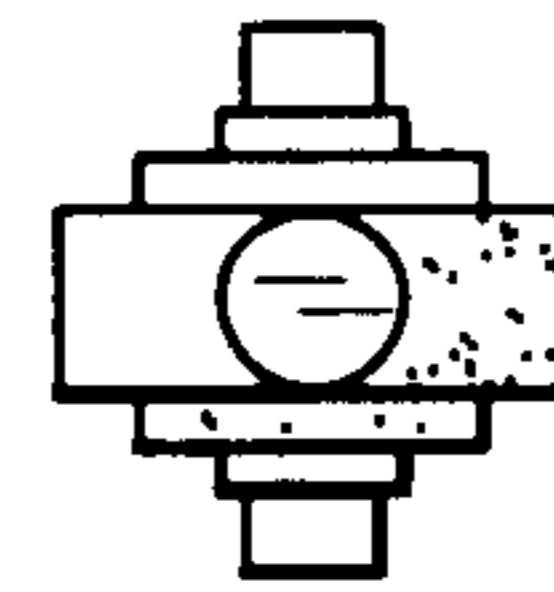





*Fig. 1*



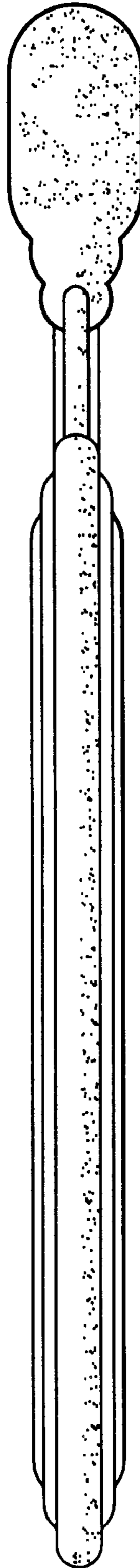
*Fig. 2*



*Fig. 3*



*Fig. 4*



*Fig. 5*