



US00D518131S

(12) **United States Design Patent**
Peterson

(10) **Patent No.:** **US D518,131 S**

(45) **Date of Patent:** **** Mar. 28, 2006**

(54) **INFLATABLE TOWABLE WATER FLOAT**

(75) Inventor: **Leroy L. Peterson**, Omaha, NE (US)

(73) Assignee: **Sportsstuff, Inc.**, Omaha, NE (US)

(**) Term: **14 Years**

(21) Appl. No.: **29/229,284**

(22) Filed: **May 5, 2005**

(51) **LOC (8) Cl.** **21-02**

(52) **U.S. Cl.** **D21/770; D21/803**

(58) **Field of Classification Search** D21/769,
D21/770, 801, 803, 808, 809, 810; D12/6,
D12/316, 10, 11; 441/35, 65, 40-44, 66,
441/67, 129-132; 114/345, 346, 253; 472/128,
472/129

See application file for complete search history.

(56) **References Cited**

U.S. PATENT DOCUMENTS

- 3,581,328 A * 6/1971 Smith 441/67
- 5,888,110 A * 3/1999 Haller et al. 441/66
- D407,783 S * 4/1999 Peterson D21/803
- D421,085 S * 2/2000 Fife et al. D21/803
- D432,199 S * 10/2000 Peterson D21/803
- D435,506 S * 12/2000 Peterson D12/316

- D435,508 S * 12/2000 Peterson D12/316
- 6,217,401 B1 * 4/2001 Peterson 441/65
- D466,176 S * 11/2002 Peterson D21/803
- 6,648,707 B1 * 11/2003 Peterson 441/66

OTHER PUBLICATIONS

Overton's 2004 Spring Master Catalog, 2004, pp. 266-279, towable water floats.*

* cited by examiner

Primary Examiner—Lucy Lieberman

(74) *Attorney, Agent, or Firm*—Sturm & Fix LLP

(57) **CLAIM**

The ornamental design for an inflatable towable water float, as shown and described.

DESCRIPTION

FIG. 1 is a perspective view of the inflatable towable water float showing my new design;

FIG. 2 is a top plan view thereof;

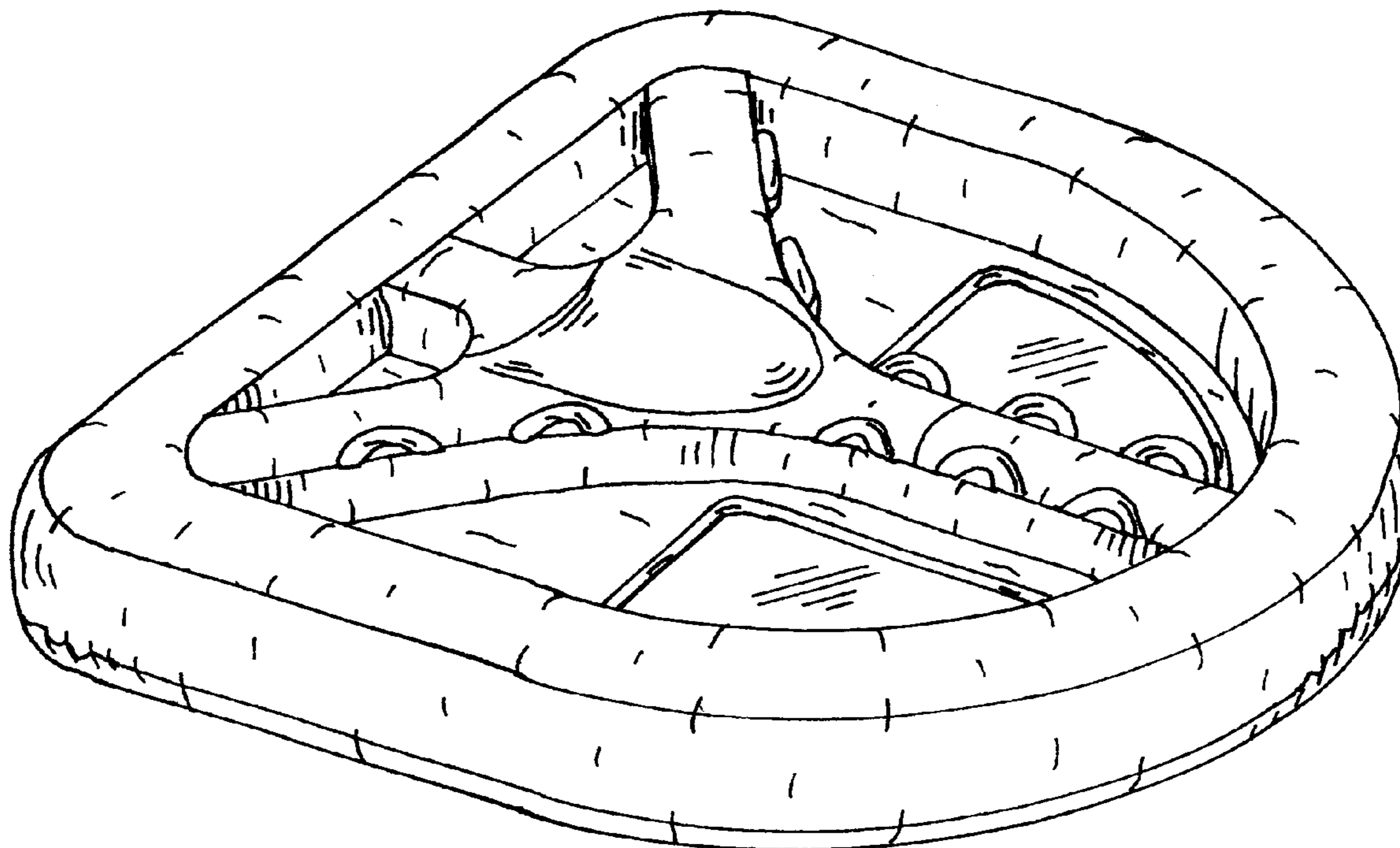
FIG. 3 is a left side elevation of the inflatable towable water float, the right side elevation is a mirror image thereto;

FIG. 4 is a bottom plan view thereof;

FIG. 5 is a front elevational view thereof; and,

FIG. 6 is a rear elevational view thereof.

1 Claim, 2 Drawing Sheets



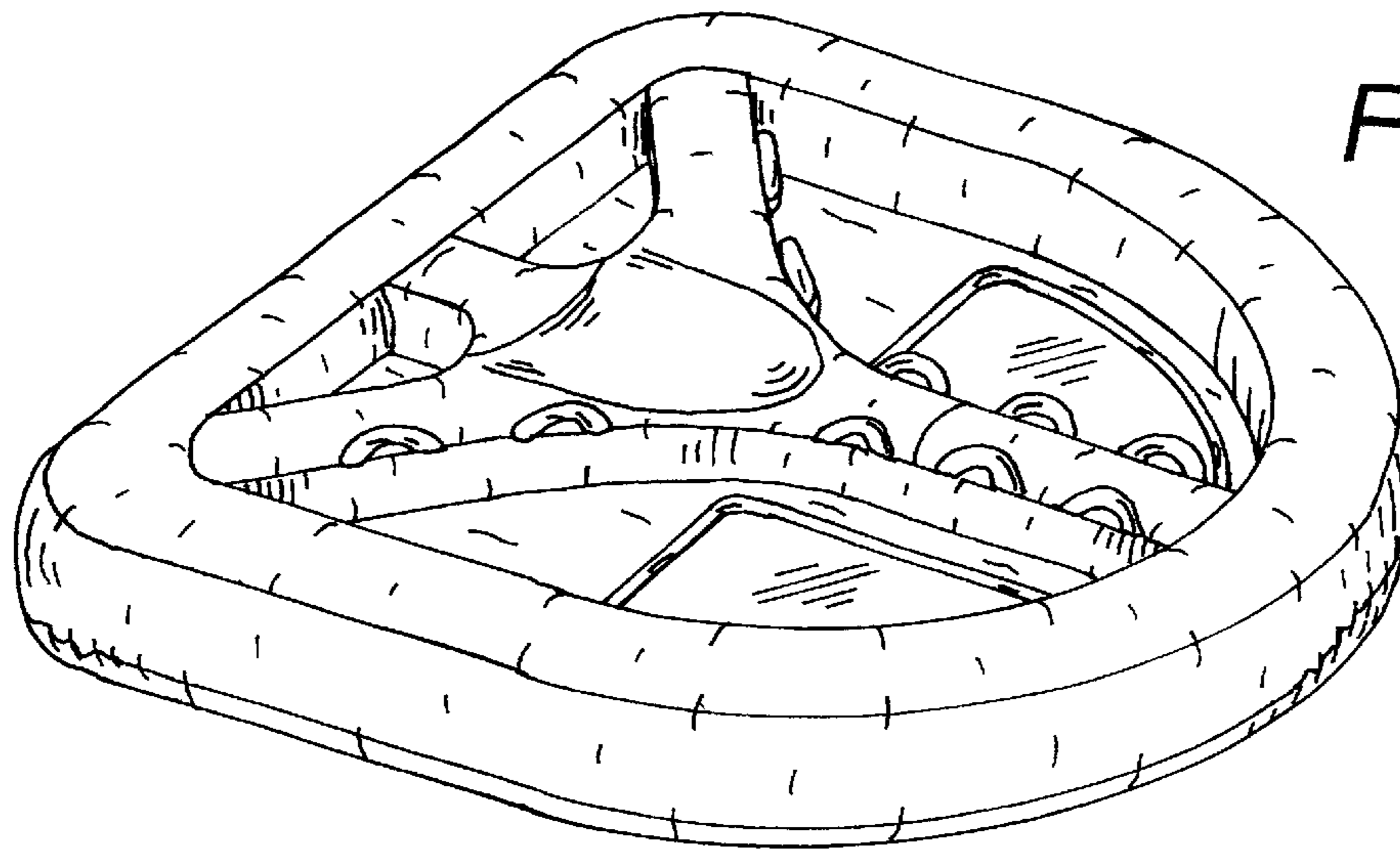


Fig. 1

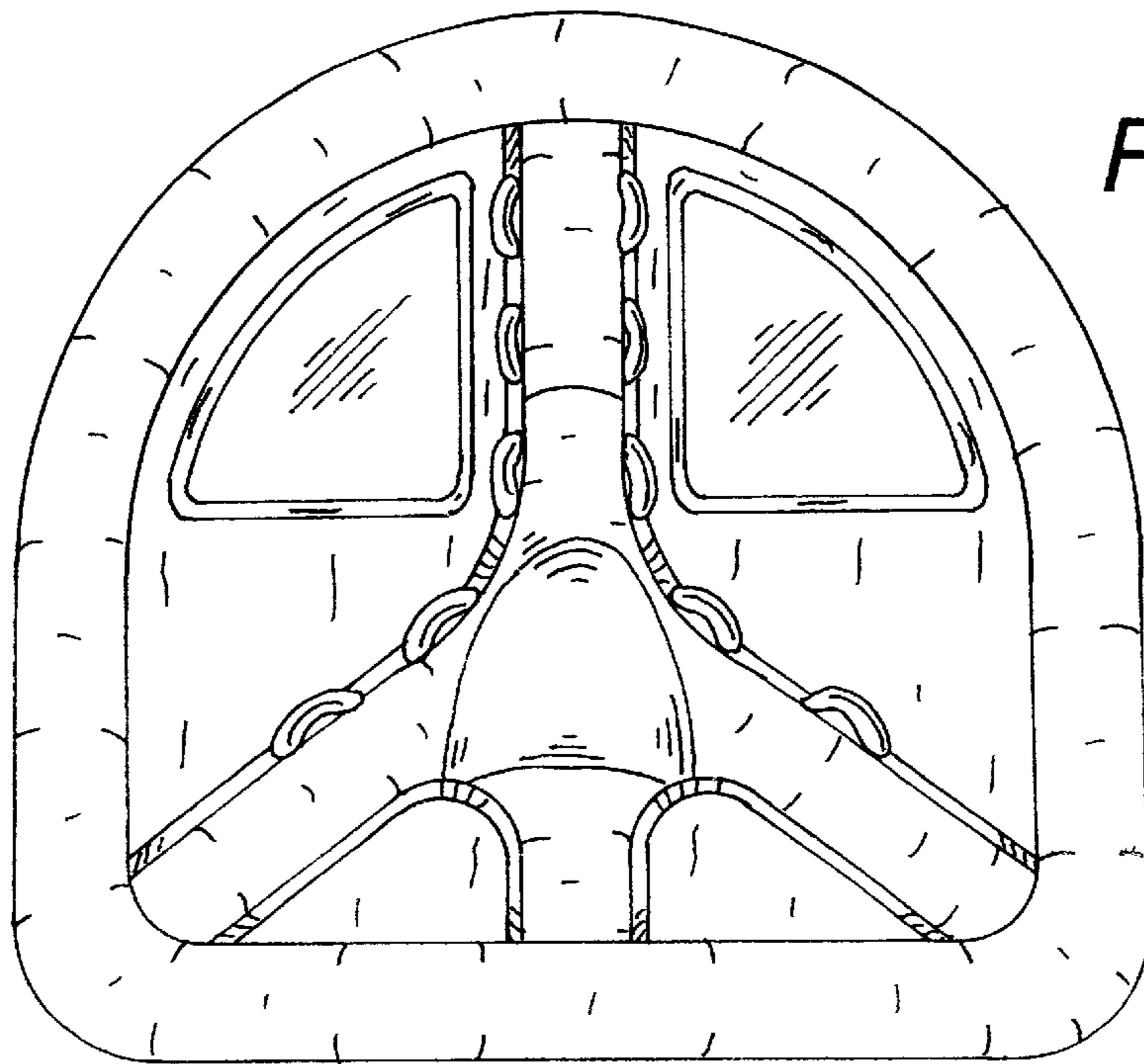


Fig. 2




Fig. 3

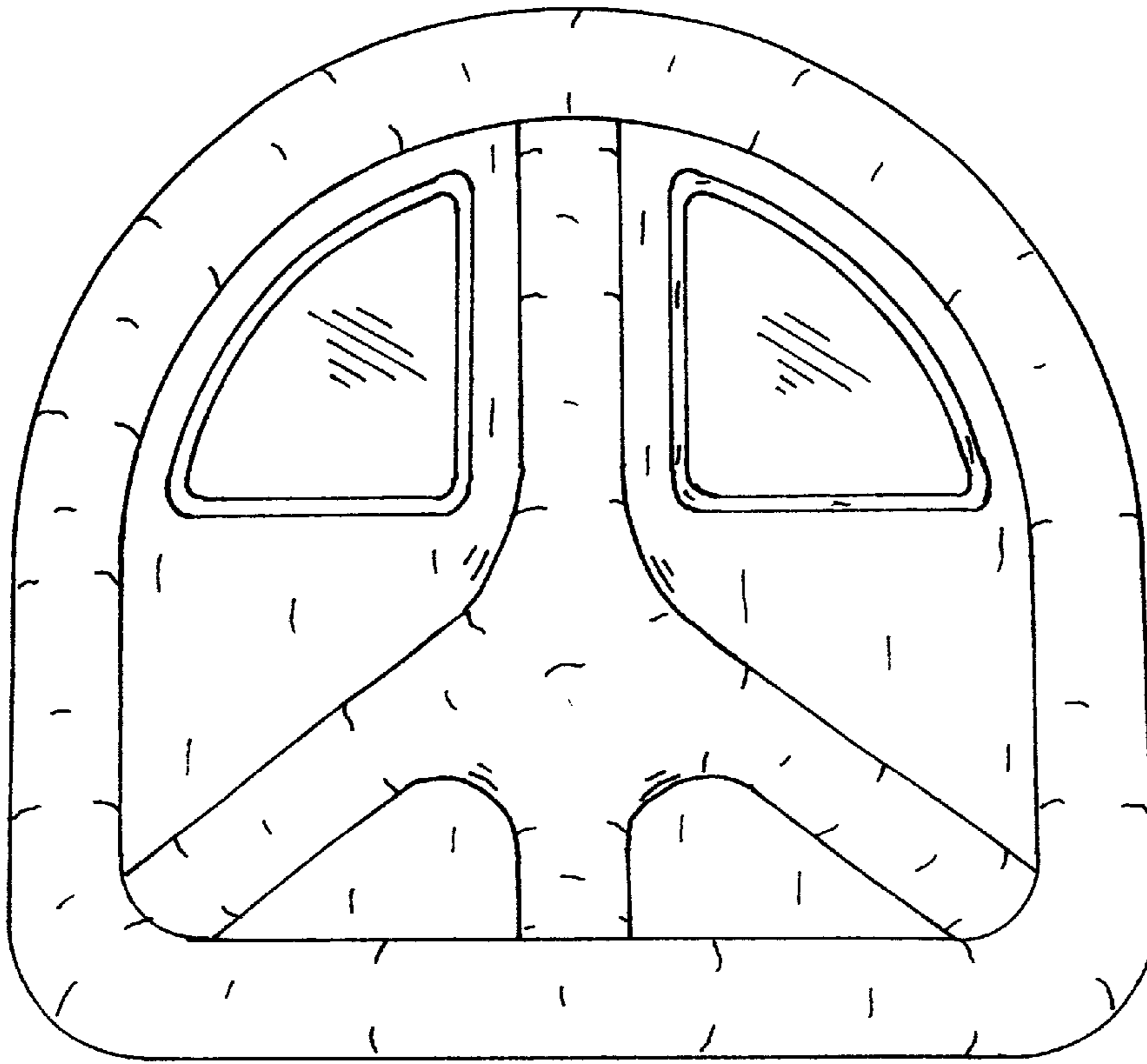


Fig. 4

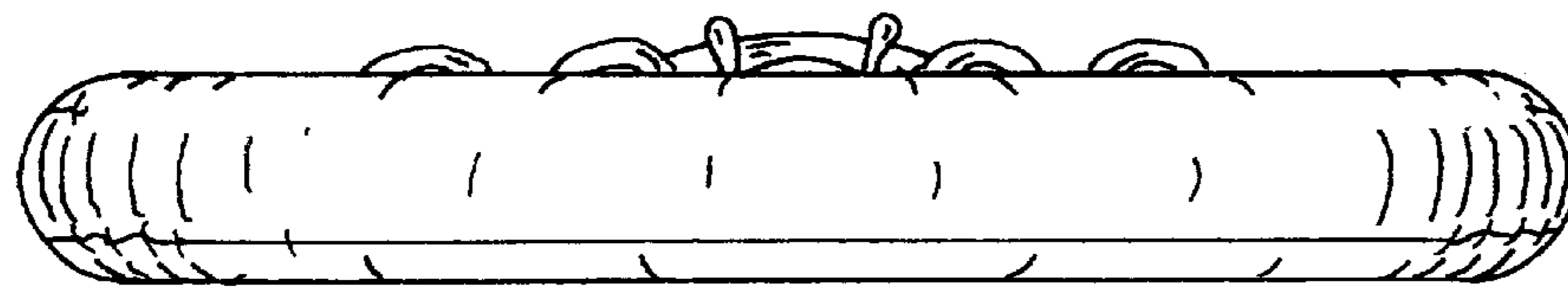


Fig. 5




Fig. 6