



US00D518130S

(12) **United States Design Patent**  
**Grace**

(10) **Patent No.:** **US D518,130 S**

(45) **Date of Patent:** **\*\* Mar. 28, 2006**

(54) **PORTION OF A PUTTER HEAD**

(75) Inventor: **Robert M. Grace**, St. Pete Beach, FL  
(US)

(73) Assignee: **MacGregor Golf Company**, Albany,  
GA (US)

(\*\*) Term: **14 Years**

(21) Appl. No.: **29/223,919**

(22) Filed: **Feb. 23, 2005**

(51) **LOC (8) Cl.** ..... **21-02**

(52) **U.S. Cl.** ..... **D21/759**

(58) **Field of Classification Search** ..... D21/736-746,  
D21/759; 473/324-331, 340, 341, 251-256  
See application file for complete search history.

(56) **References Cited**

**U.S. PATENT DOCUMENTS**

D234,962 S	*	4/1975	Swash	.....	D21/739
4,934,702 A	*	6/1990	Serizawa	.....	473/251
D389,539 S	*	1/1998	Moore	.....	D21/739
D460,990 S	*	7/2002	Jung	.....	D21/736

D502,233 S	*	2/2005	Grace	.....	D21/736
D502,234 S	*	2/2005	Grace	.....	D21/736
D502,236 S	*	2/2005	Grace	.....	D21/743

\* cited by examiner

*Primary Examiner*—Mitchell Siegel

(74) *Attorney, Agent, or Firm*—Buchanan Ingersoll PC

(57) **CLAIM**

The ornamental design for a portion of a putter head, as shown and described.

**DESCRIPTION**

FIG. 1 is a top, side perspective view of a portion of a putter showing my new design.

FIG. 2 is a top plan view thereof.

FIG. 3 is a front elevational view thereof.

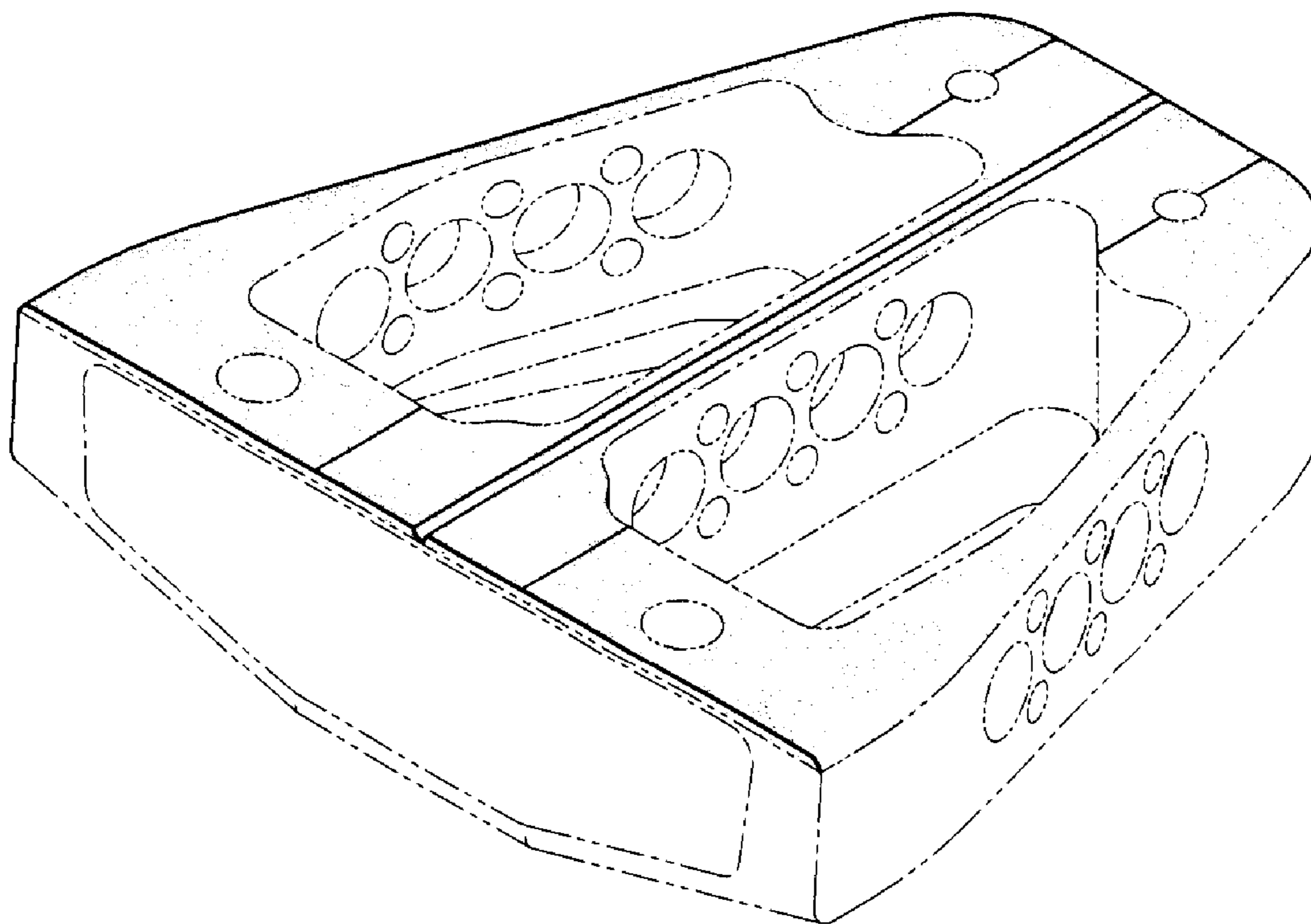
FIG. 4 is a rear elevational view thereof.

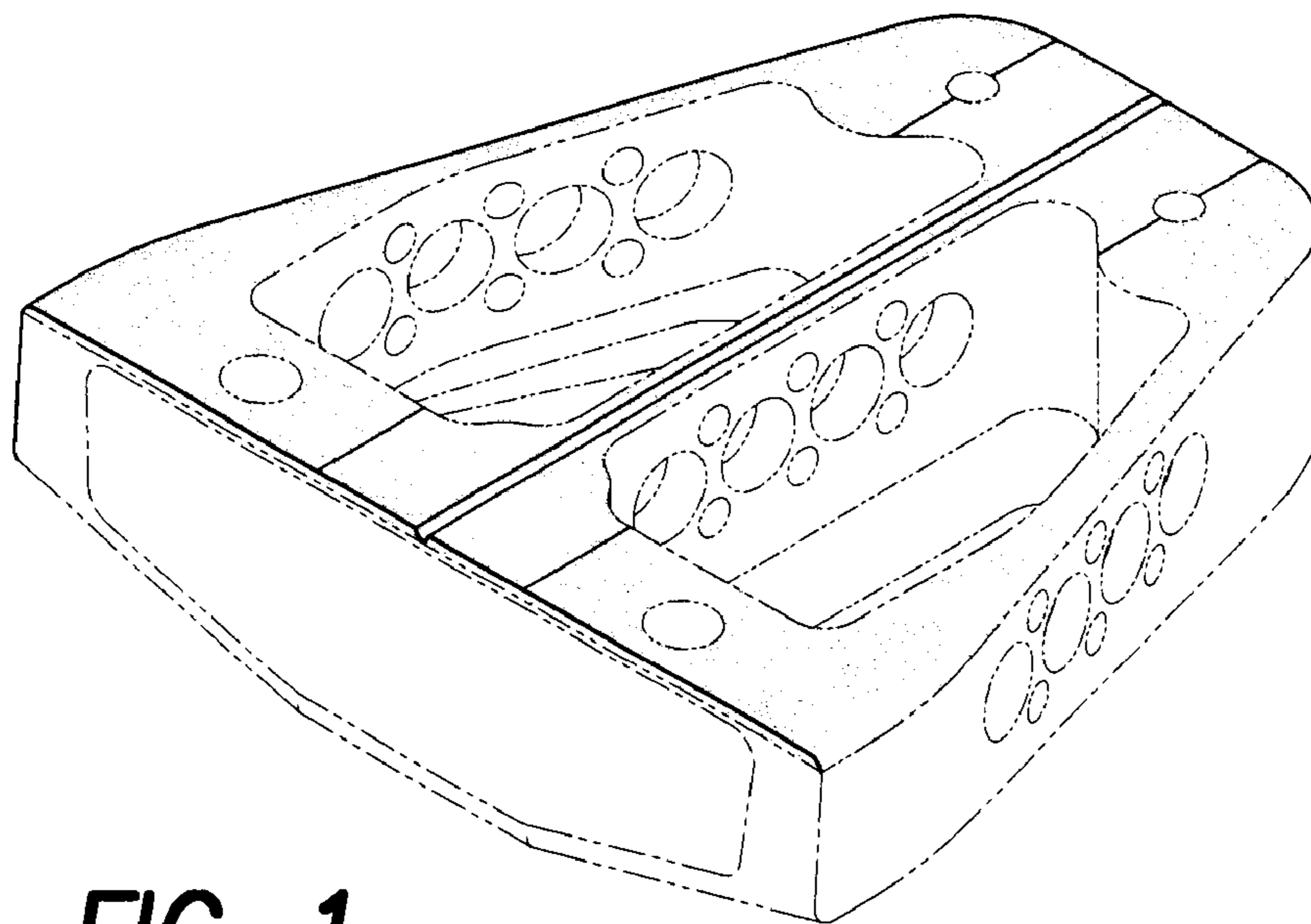
FIG. 5 is a side elevational view; the other side being a mirror image thereof; and,

FIG. 6 is a further top perspective view thereof.

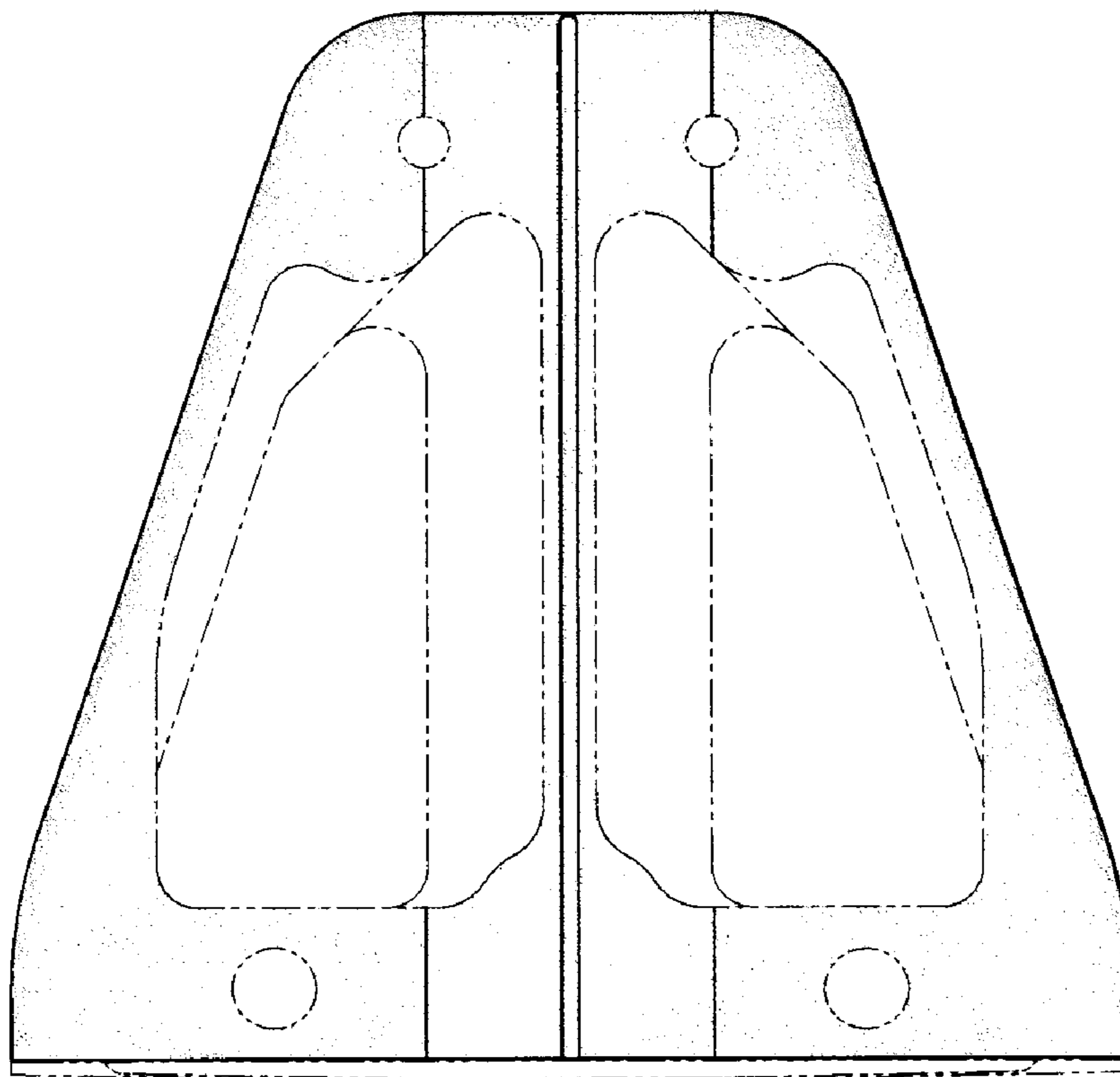
The broken line showing of various portions of the putter head in all views and the golf club in FIG. 6 is for illustrative purposes only and forms no part of the claimed design.

**1 Claim, 4 Drawing Sheets**

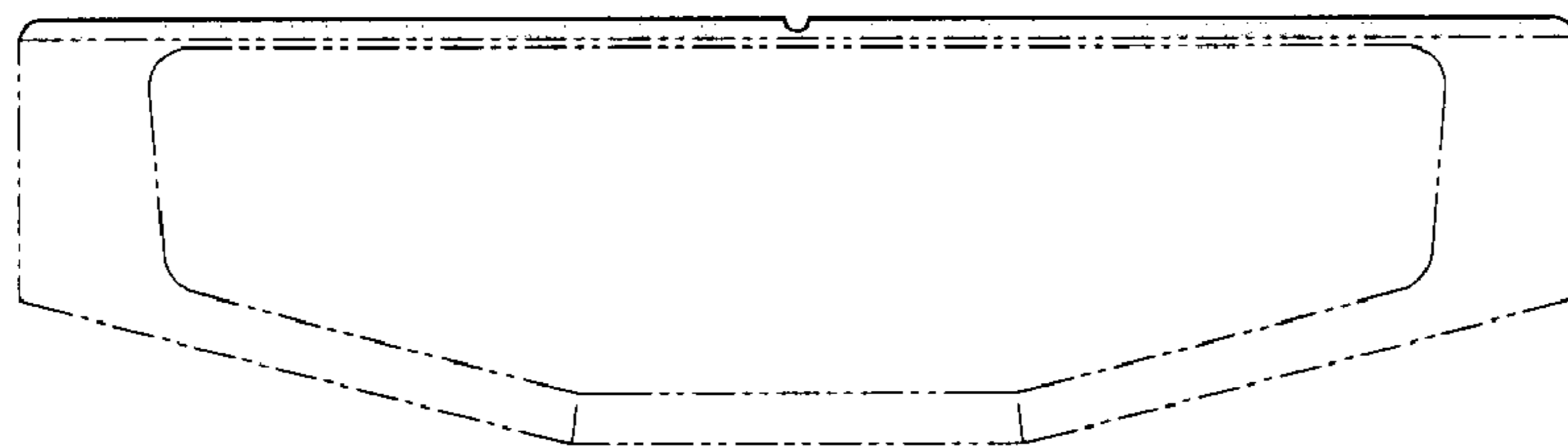




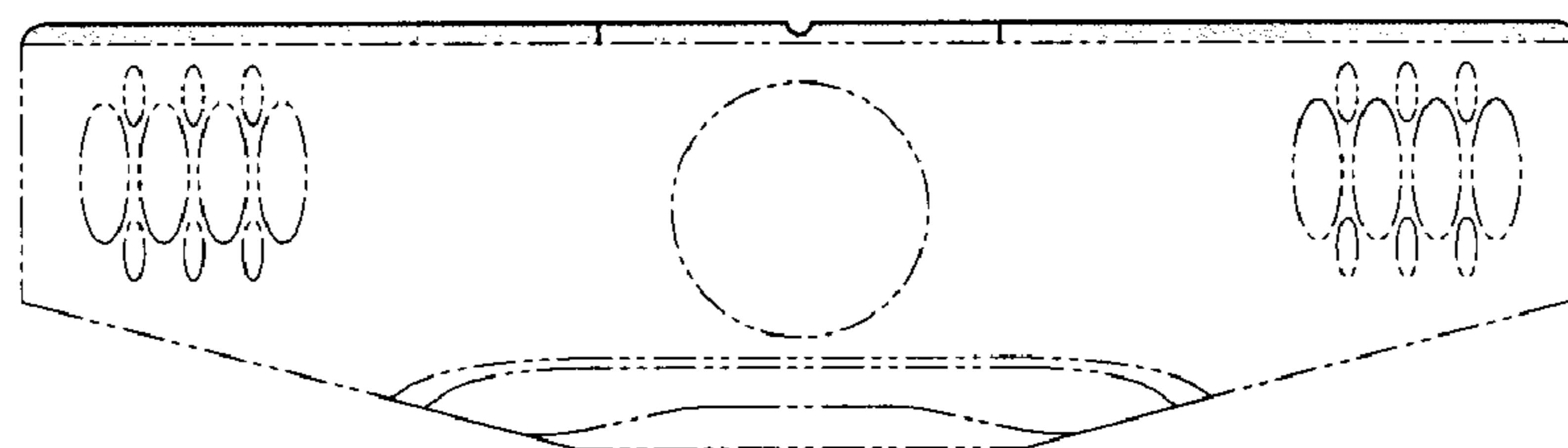
**FIG. 1**



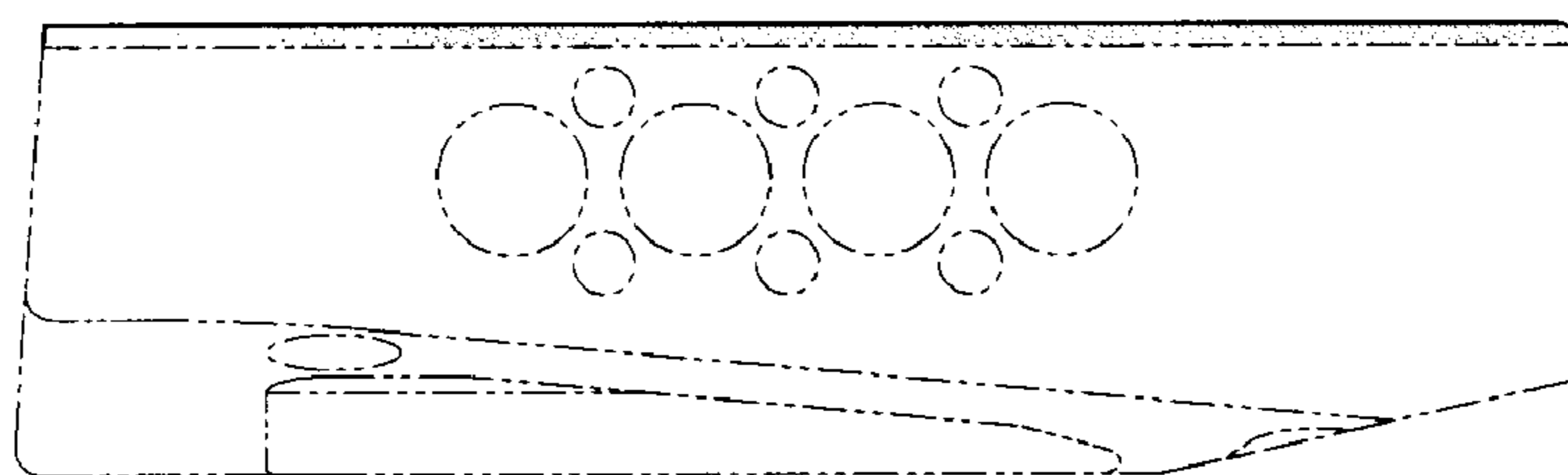
**FIG. 2**



**FIG. 3**



**FIG. 4**



**FIG. 5**

**FIG. 6**

