



US00D518128S

(12) **United States Design Patent**
Ramos

(10) **Patent No.:** **US D518,128 S**
(45) **Date of Patent:** **** Mar. 28, 2006**

(54) **PIVOTING GOLF CLUB**

(76) Inventor: **Edward Ramos**, 1002 Parkview Rd.,
Sterling, IL (US) 61081

(**) Term: **14 Years**

(21) Appl. No.: **29/213,827**

(22) Filed: **Sep. 24, 2004**

(51) **LOC (8) Cl.** **21-02**

(52) **U.S. Cl.** **D21/748; D21/757**

(58) **Field of Classification Search** D21/747-751,
D21/757; 473/324-331, 350, 316-323

See application file for complete search history.

(56) **References Cited**

U.S. PATENT DOCUMENTS

5,188,361	A	2/1993	Coombe	
5,672,117	A	9/1997	Dar	
5,730,661	A	3/1998	Kozub	
D401,981	S	* 12/1998	Yoo D21/747
D424,643	S	* 5/2000	Stone et al. D21/748
D425,951	S	5/2000	Davis et al.	

D429,300	S	* 8/2000	Cleveland et al. D21/748
D432,609	S	* 10/2000	Bennett et al. D21/748
6,213,890	B1	4/2001	Prince	
D443,665	S	* 6/2001	Mahaffey D21/748
D446,269	S	* 8/2001	Ryu D21/747
6,394,911	B1	5/2002	Vaughn	
D500,111	S	* 12/2004	Nathanson D21/748

* cited by examiner

Primary Examiner—Mitchell Siegel


(57) **CLAIM**

The ornamental design for a pivoting golf club, as shown and described.

DESCRIPTION

FIG. 1 is a front elevational view of a pivoting golf club showing my new design;
FIG. 2 is a rear elevational view thereof;
FIG. 3 is a left side elevational view thereof;
FIG. 4 is a right side elevational view thereof;
FIG. 5 is a top plan view thereof; and,
FIG. 6 is a bottom plan view thereof.

1 Claim, 4 Drawing Sheets






FIG. 1

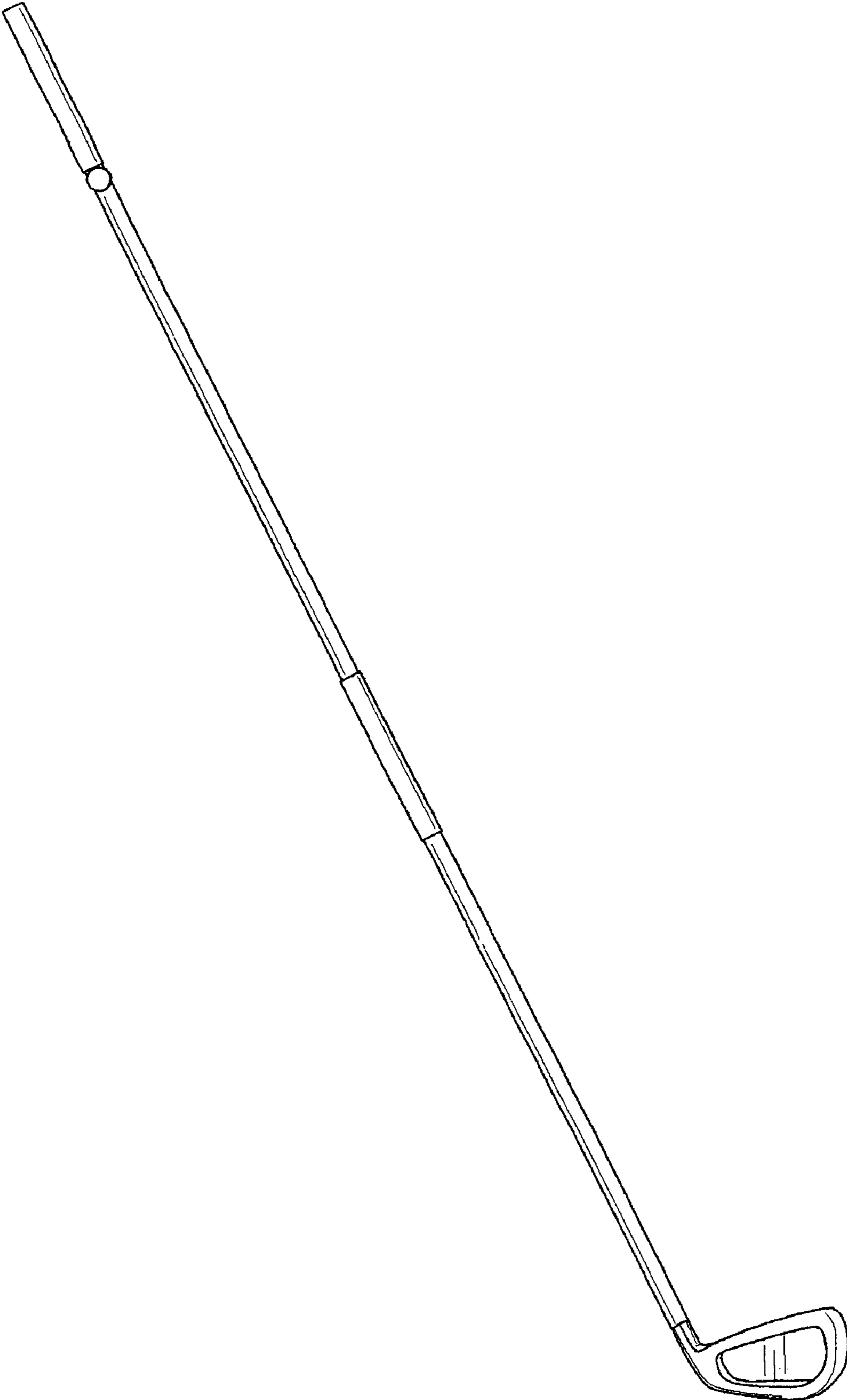


FIG. 2



FIG. 3

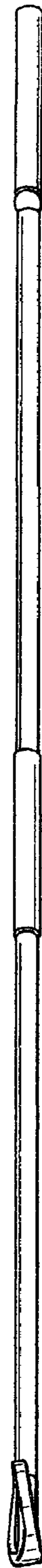


FIG. 4



FIG. 5

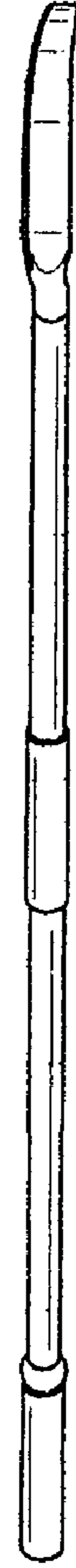


FIG. 6