



US00D518107S

(12) **United States Design Patent**
Nuzzo et al.

(10) **Patent No.:** **US D518,107 S**
(45) **Date of Patent:** **** Mar. 28, 2006**

(54) **SPINNING DISPLAY**
(75) Inventors: **Robert Nuzzo**, Inverness, IL (US);
Witold Nowak, Harwood Heights, IL (US)
(73) Assignee: **Rapid Displays, Inc.**, Chicago, IL (US)
(**) Term: **14 Years**

D330,919 S * 11/1992 Von Canal D20/10
D334,215 S * 3/1993 Rowlands D20/21
D334,775 S * 4/1993 Foster D20/10
5,212,898 A * 5/1993 Dinan et al. 40/607.12
D378,301 S * 3/1997 Leksell D20/10
5,787,621 A * 8/1998 Leksell 40/607.03
5,966,857 A * 10/1999 Pettersson et al. 40/606.12
D417,241 S * 11/1999 Frey D20/41
D431,838 S * 10/2000 Ragot D20/10

* cited by examiner

(21) Appl. No.: **29/224,461**
(22) Filed: **Mar. 2, 2005**

Primary Examiner—Robert M. Spear
(74) *Attorney, Agent, or Firm*—DLA Piper Rudnick Gray Cary US LLP

(51) **LOC (8) Cl.** **20-03**
(52) **U.S. Cl.** **D20/21**
(58) **Field of Classification Search** D20/10,
D20/17, 21, 22, 26, 29, 39, 40, 41, 99; D6/314,
D6/403, 455, 470–472; D9/415, 418, 432;
D11/157; 40/409, 412, 422, 430, 440, 477,
40/602, 603, 606.12, 607.05, 607.09, 612,
40/645, 661.05, 661.11; 362/812; D8/1
See application file for complete search history.

(57) **CLAIM**

The ornamental design for a spinning display, as shown.

DESCRIPTION


FIG. 1 is a perspective view of the spinning display;
FIG. 2 is a front elevational view of the spinning display;
FIG. 3 is a back elevational view of the spinning display;
FIG. 4 is a right side elevational view of the spinning display;
FIG. 5 is a left side elevational view of the spinning display;
FIG. 6 is a top plan view of the spinning display; and,
FIG. 7 is a bottom plan view of the spinning display.

(56) **References Cited**

U.S. PATENT DOCUMENTS

898,579 A * 9/1908 Husted 40/606.09
D181,209 S * 10/1957 Levings D20/29
2,810,223 A * 10/1957 Fraesdorf, Jr. 40/479
3,182,414 A * 5/1965 Snediker 40/604

1 Claim, 5 Drawing Sheets






FIG. 1

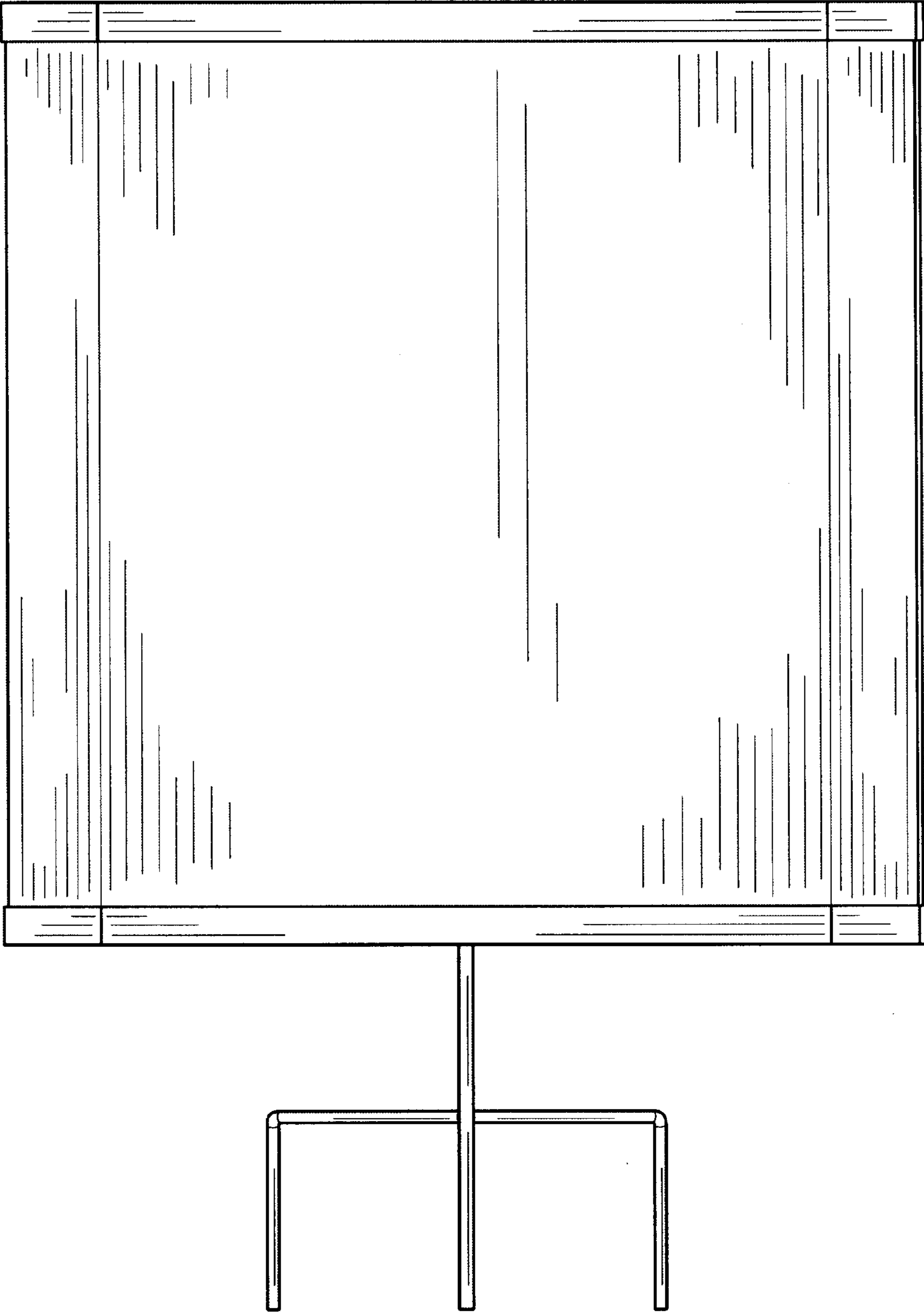


FIG. 2

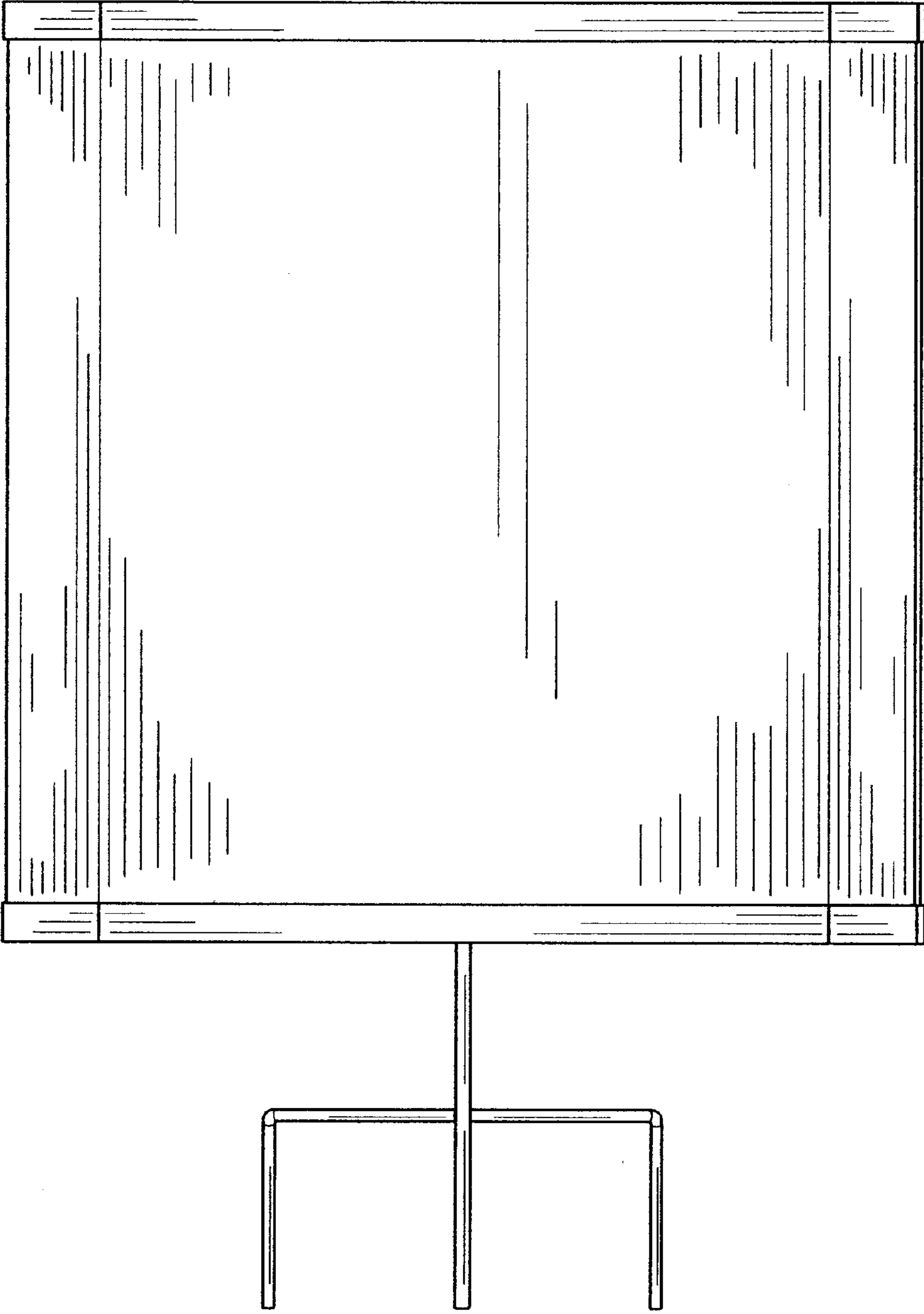


FIG. 3




FIG. 4

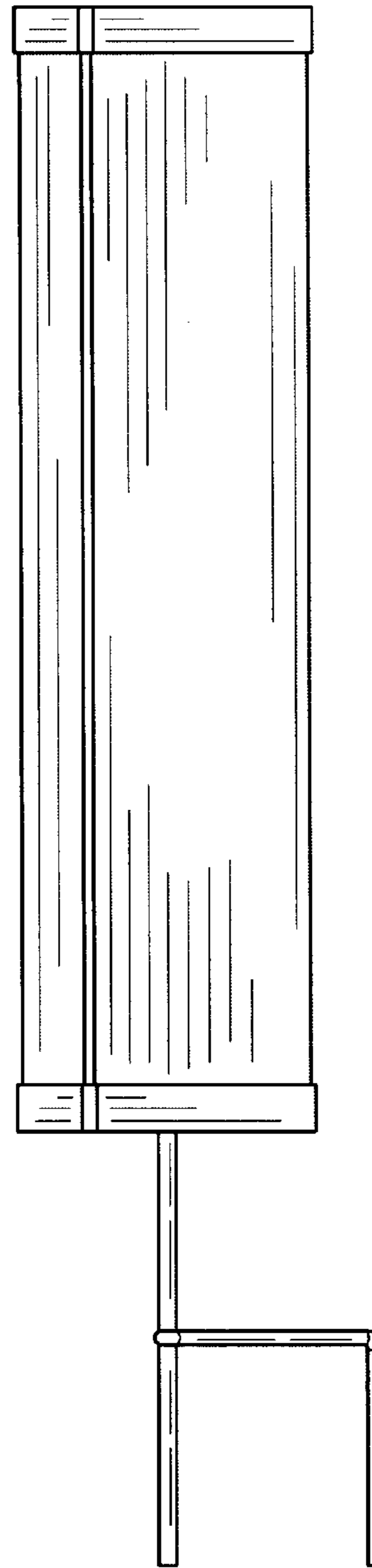


FIG. 5

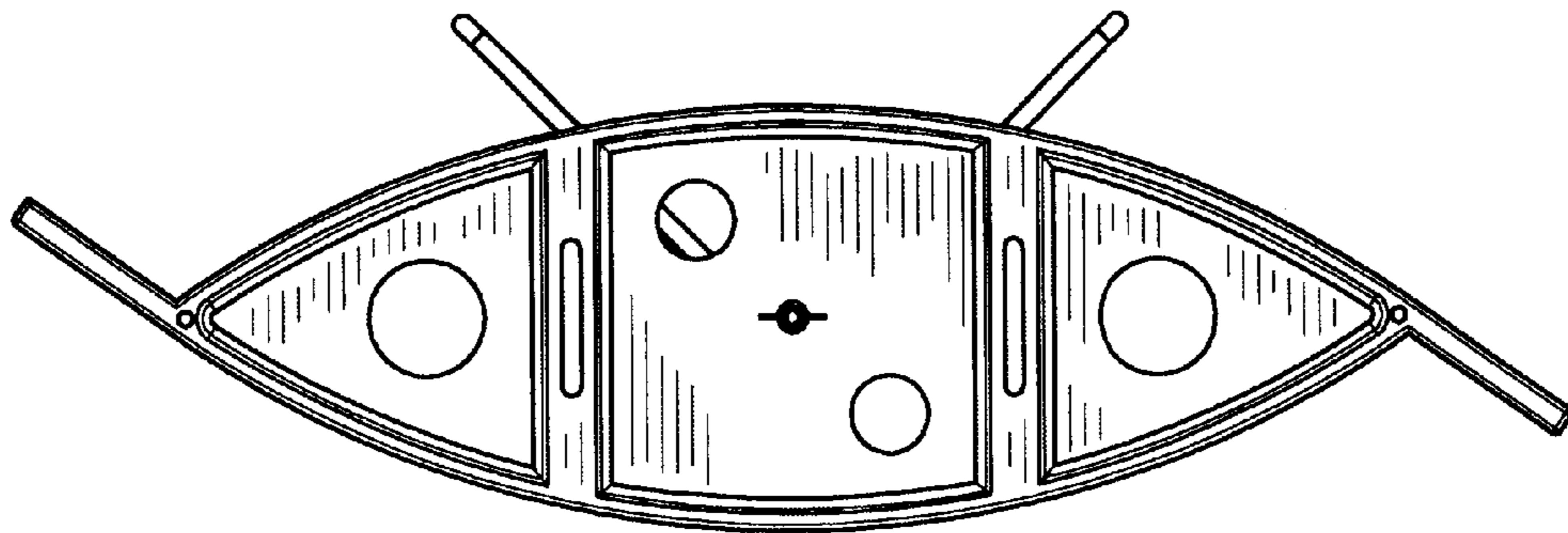


FIG. 6

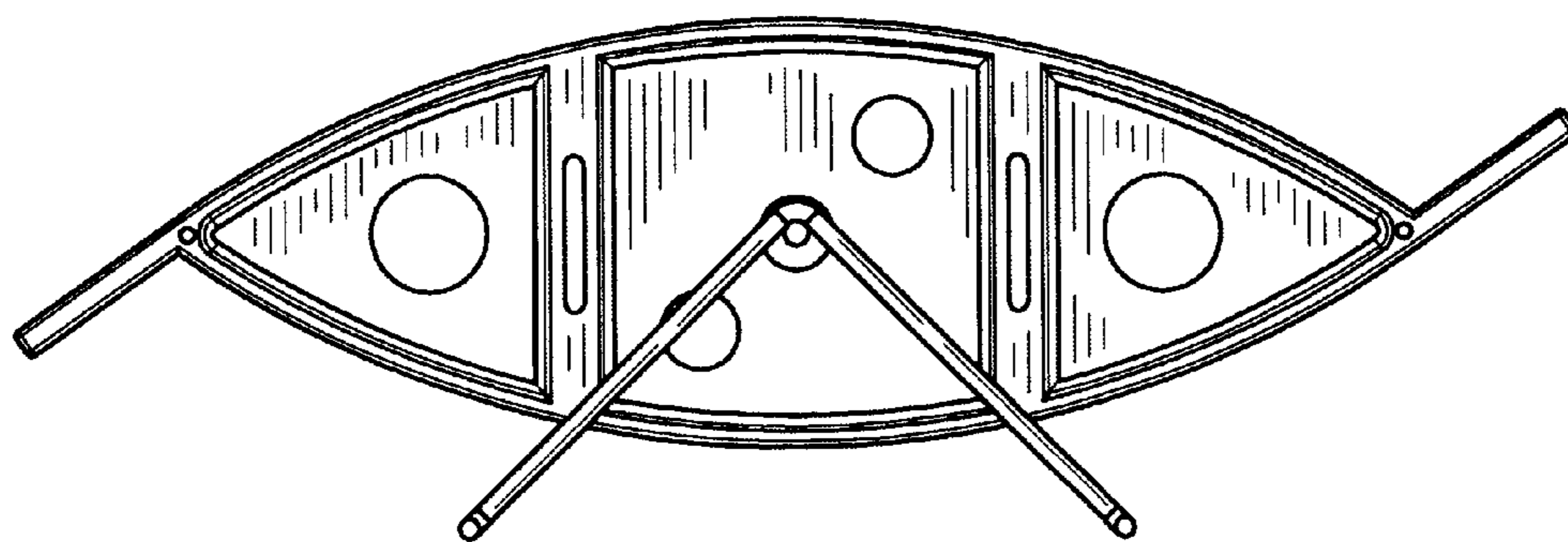


FIG. 7