



US00D518089S

(12) **United States Design Patent**
Massey et al.

(10) **Patent No.:** **US D518,089 S**
(45) **Date of Patent:** **** Mar. 28, 2006**

(54) **PRINTER**

(75) Inventors: **Samuel Albert Massey**, San Diego, CA (US); **Joseph S. Wong**, San Diego, CA (US); **William H. Schwiebert**, Poway, CA (US); **John E. Goode**, San Diego, CA (US); **Allen Zadeh**, New York, NY (US); **Blake McEldowney**, New York, NY (US); **Kevin Lozeau**, Ridge, NY (US)

(73) Assignee: **Hewlett-Packard Development Company, LP.**, Houston, TX (US)

(**) Term: **14 Years**

(21) Appl. No.: **29/215,046**

(22) Filed: **Jul. 20, 2004**

(51) **LOC (8) Cl.** **18-02**

(52) **U.S. Cl.** **D18/50; D16/237; D16/246**

(58) **Field of Classification Search** **D16/200, D16/208, 237, 248; D18/19, 36, 50; 348/207.2, 348/373-375; 396/429; 400/621, 692, 693**

See application file for complete search history.

(56) **References Cited**

U.S. PATENT DOCUMENTS

D389,510 S	*	1/1998	Mimoto	D18/19
D425,547 S	*	5/2000	Ishiura	D18/50
D446,544 S	*	8/2001	Platner et al.	D18/50
6,572,290 B1	*	6/2003	McCleave et al.	400/621
D498,785 S	*	11/2004	Wong et al.	D18/50
D505,447 S	*	5/2005	Wong et al.	D18/50

* cited by examiner

Primary Examiner—Adir Aronovich

(57) **CLAIM**

The ornamental design for a printer, as shown.

DESCRIPTION

FIG. 1 is a left-front perspective view of a printer showing the new design;

FIG. 2 is a front view thereof;

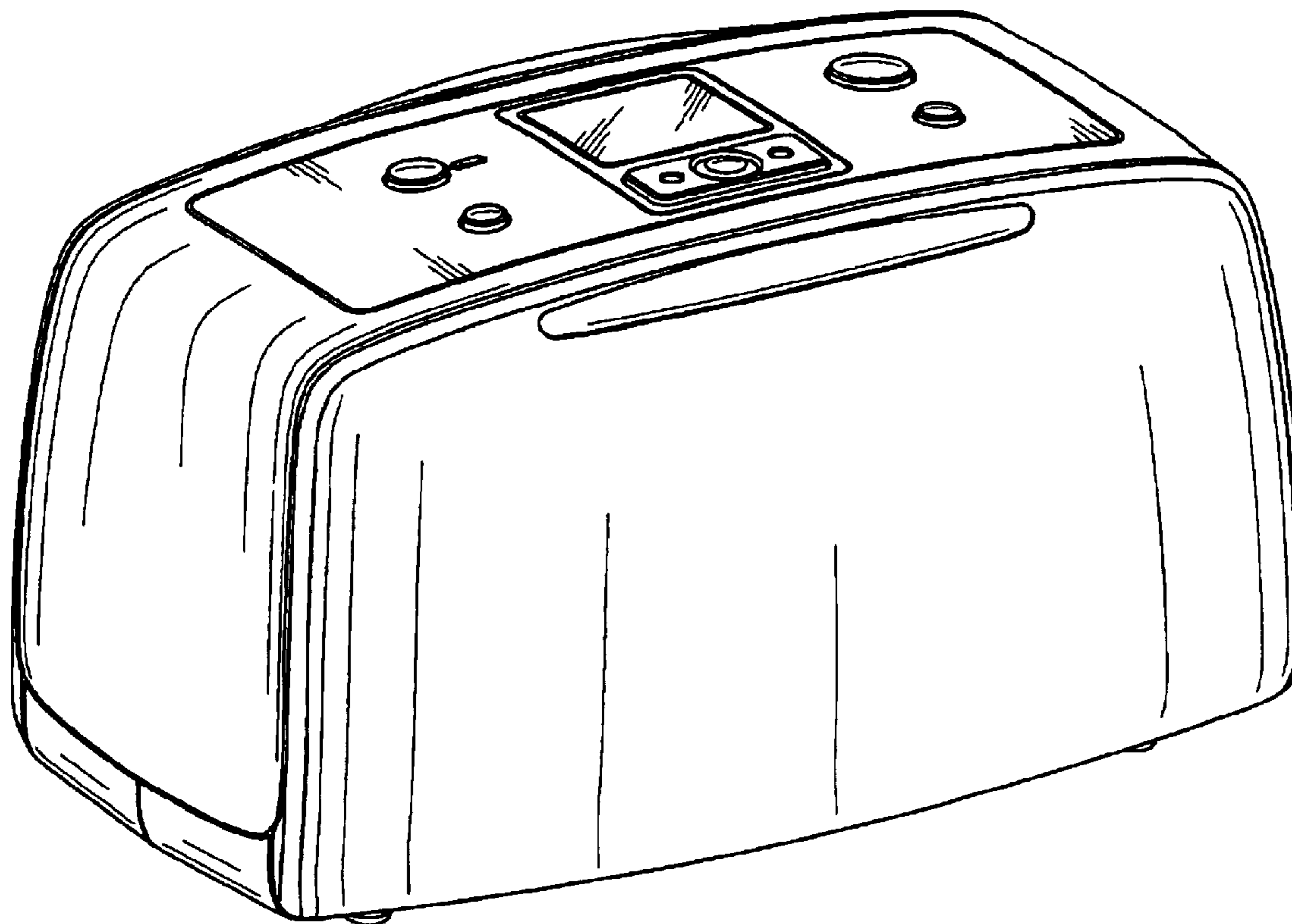
FIG. 3 is a top view thereof;

FIG. 4 is a rear view thereof;

FIG. 5 is a left side view thereof; and,

FIG. 6 is a right side view thereof.

1 Claim, 5 Drawing Sheets



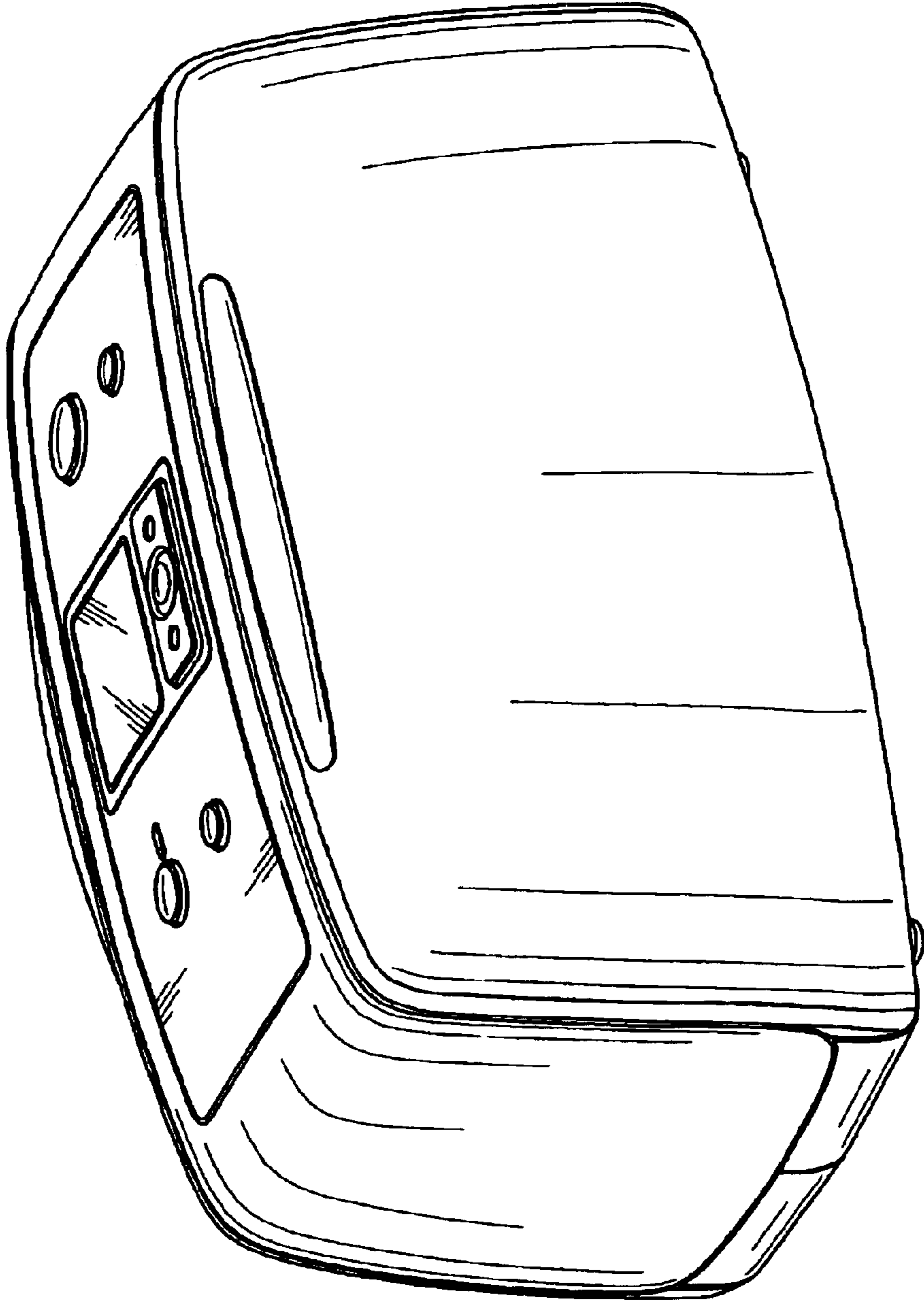


FIG. 1

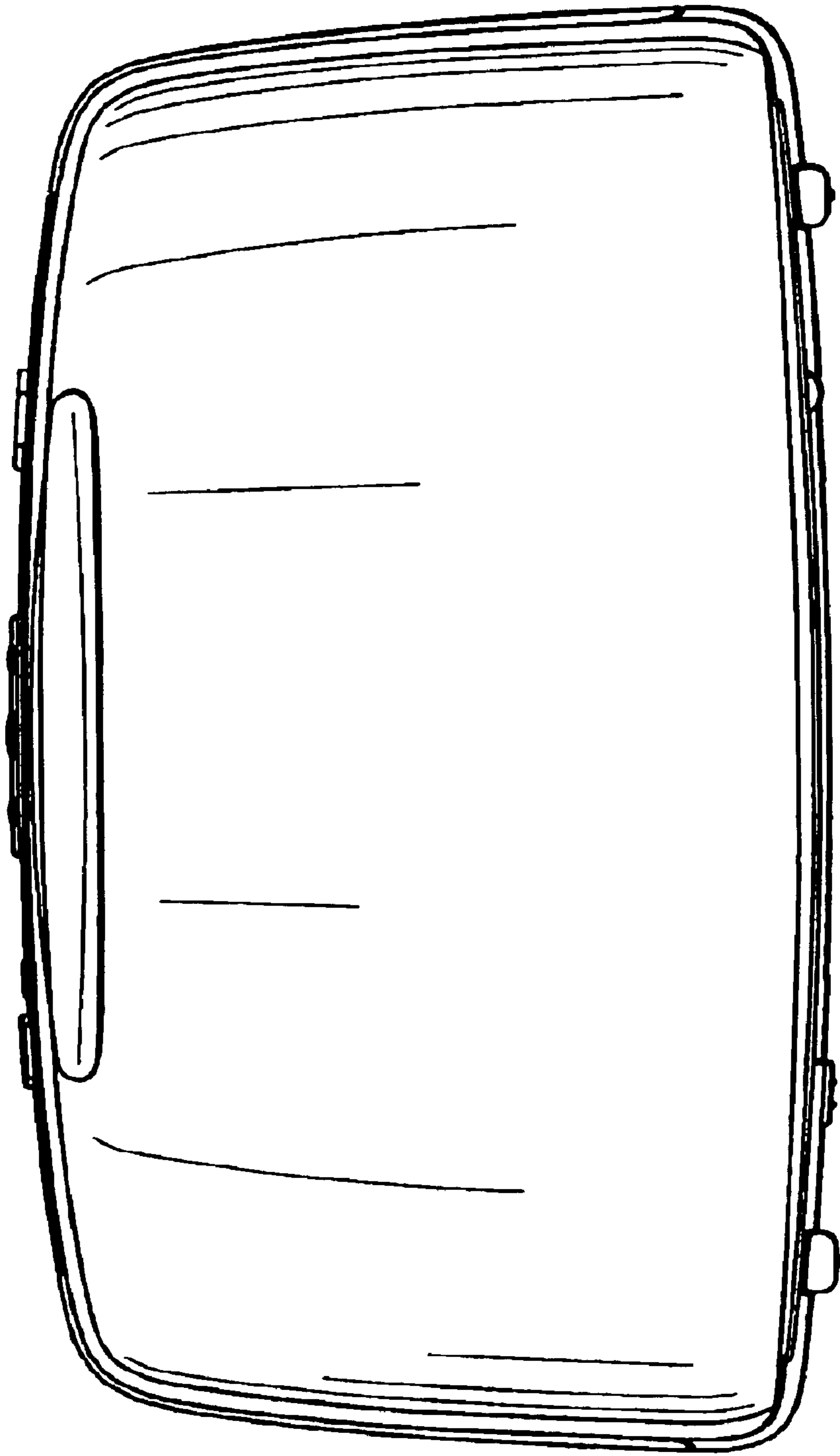


FIG. 2

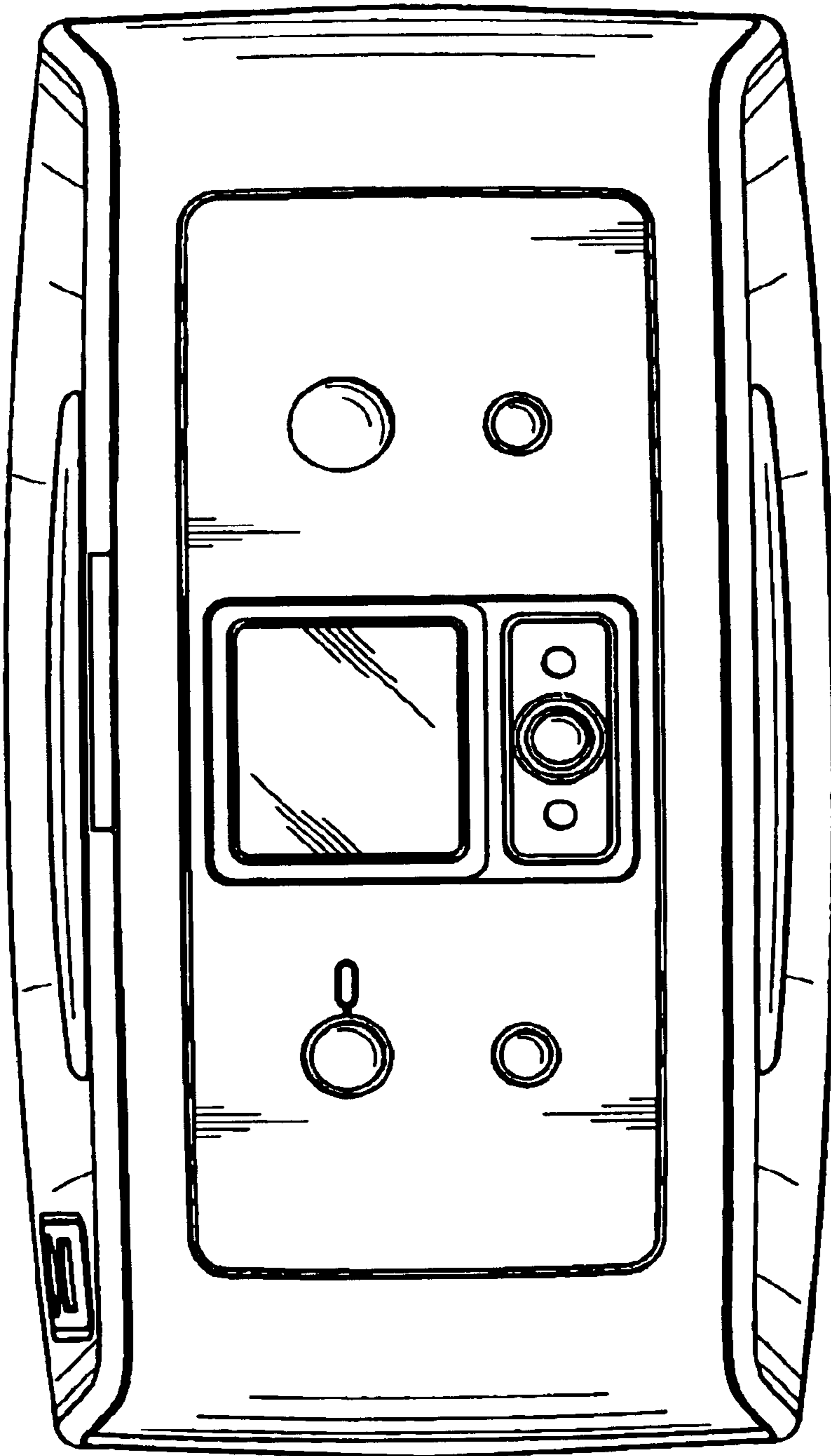


FIG. 3




FIG. 4




FIG. 6




FIG. 5