

US00D518084S

(12) **United States Design Patent**
Teng

(10) **Patent No.:** **US D518,084 S**

(45) **Date of Patent:** **** Mar. 28, 2006**

(54) **EYEGLASSES**

(75) Inventor: **Wei-Che Teng**, Tainan (TW)

(73) Assignee: **Irene Corporation**, Tainan (TW)

(**) Term: **14 Years**

(21) Appl. No.: **29/226,902**

(22) Filed: **Apr. 4, 2005**

(51) **LOC (8) Cl.** **16-06**

(52) **U.S. Cl.** **D16/326**

(58) **Field of Classification Search** D16/300-330,
D16/101, 337, 335; D29/109-110; D24/110.2;
351/41, 44, 51-52, 111, 158, 92; 2/426-432,
2/448, 441, 447, 434-437, 236

See application file for complete search history.

(56) **References Cited**

U.S. PATENT DOCUMENTS

D408,841 S	*	4/1999	Conway	D16/326
6,233,342 B1	*	5/2001	Fernandez	2/236
D456,441 S	*	4/2002	Jannard et al.	D16/326
D463,815 S	*	10/2002	Katz et al.	D16/327
D464,983 S	*	10/2002	Wang-Lee	D16/326
D472,915 S	*	4/2003	Rohrbach et al.	D16/326

D484,526 S	*	12/2003	Teng	D16/326
D488,499 S	*	4/2004	Mage	D16/326
D495,356 S	*	8/2004	Freeman	D16/311
D496,680 S	*	9/2004	Yee	D16/326
D500,781 S	*	1/2005	Mage	D16/335
D501,218 S	*	1/2005	Teng	D16/326

* cited by examiner

Primary Examiner—Raphael Barkai

(74) *Attorney, Agent, or Firm*—Alan D. Kamrath; Nikolai & Mersereau, P.A.

(57) **CLAIM**

The ornamental design for eyeglasses, as shown and described.

DESCRIPTION

FIG. 1 is a perspective view of eyeglasses showing my new design;

FIG. 2 is a front side elevational view thereof;

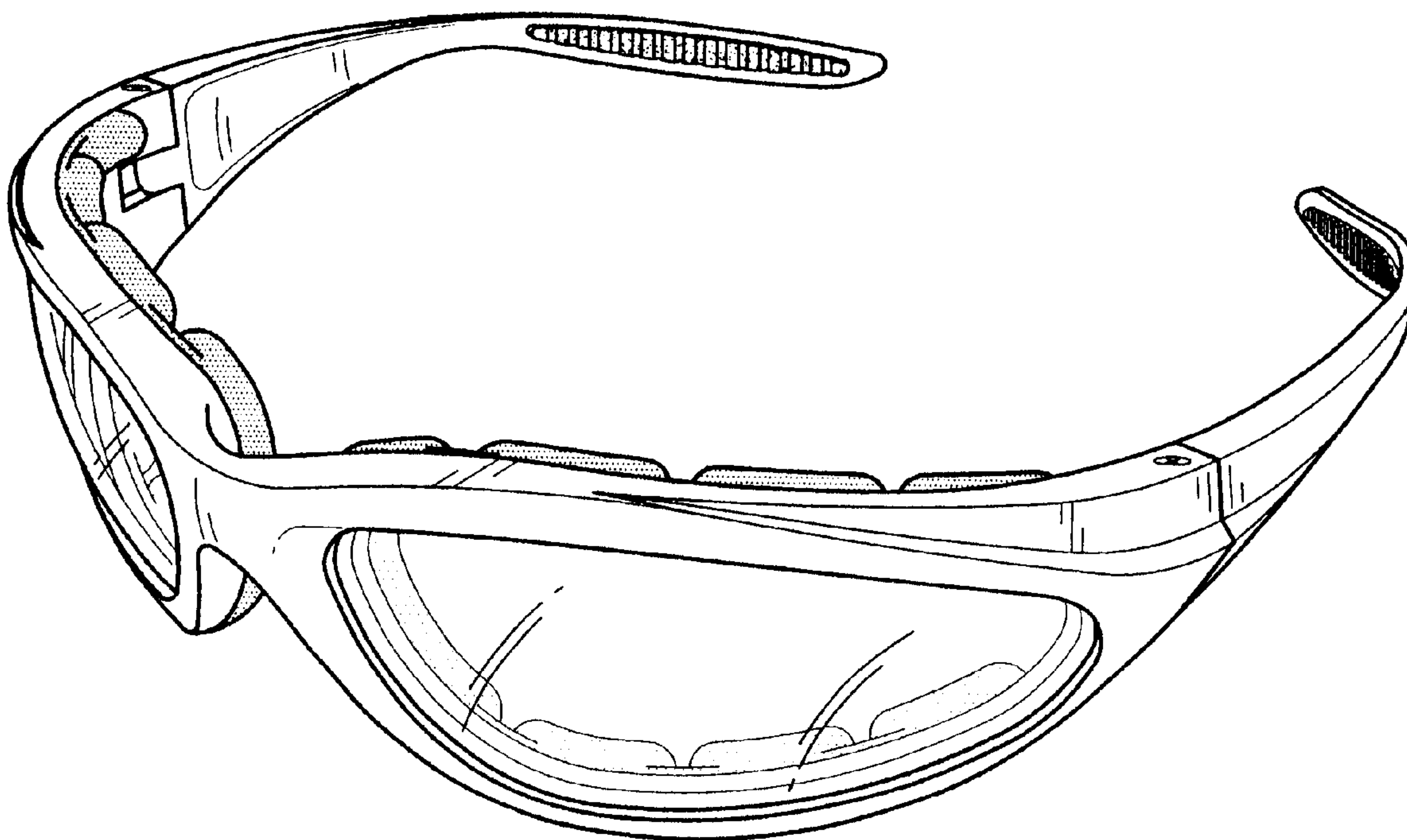
FIG. 3 is a rear side elevational view thereof;

FIG. 4 is a side elevational view thereof, the opposite side view being a mirror image thereof

FIG. 5 is a top plan view thereof; and,

FIG. 6 is a bottom plan view thereof.

1 Claim, 4 Drawing Sheets



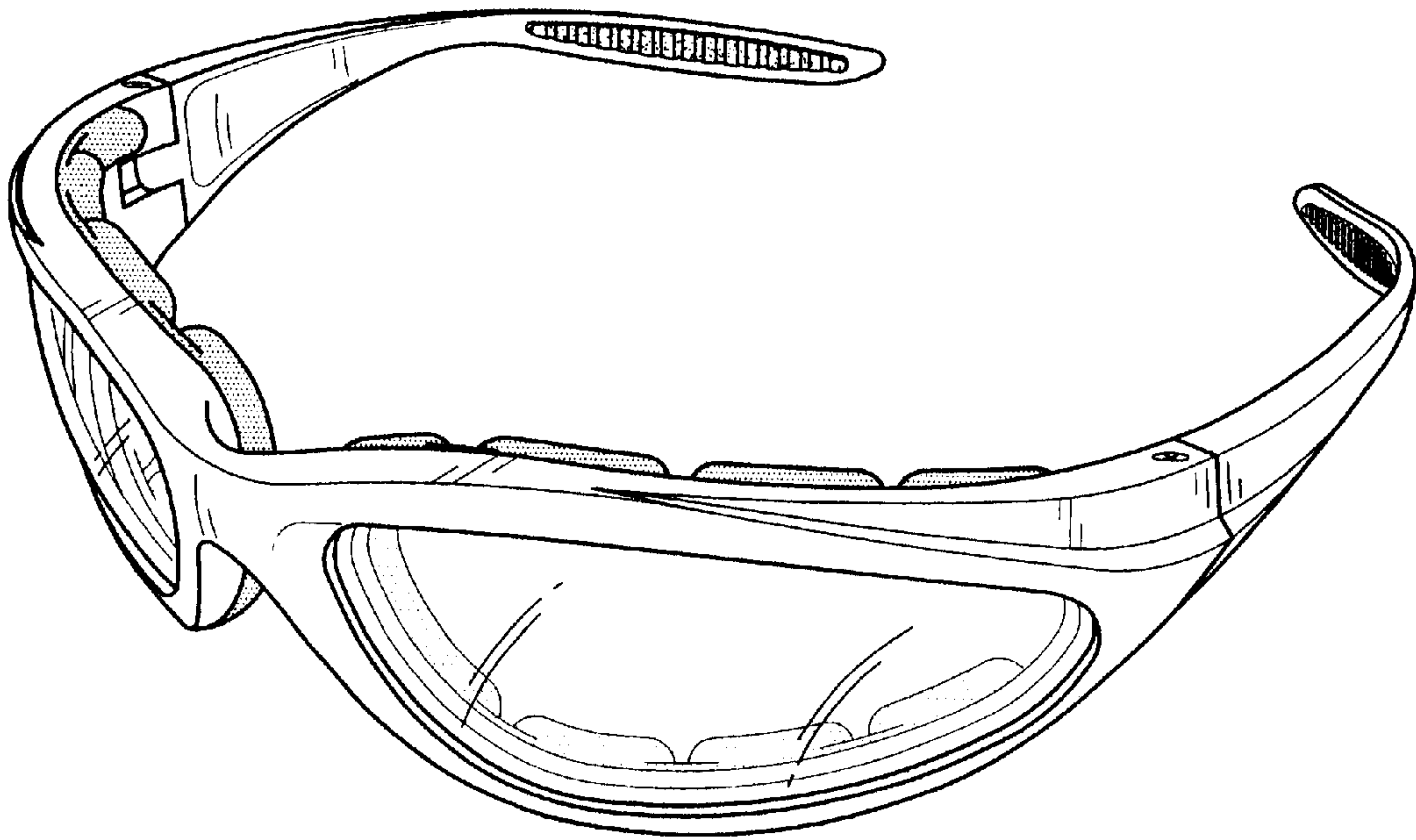


FIG. 1

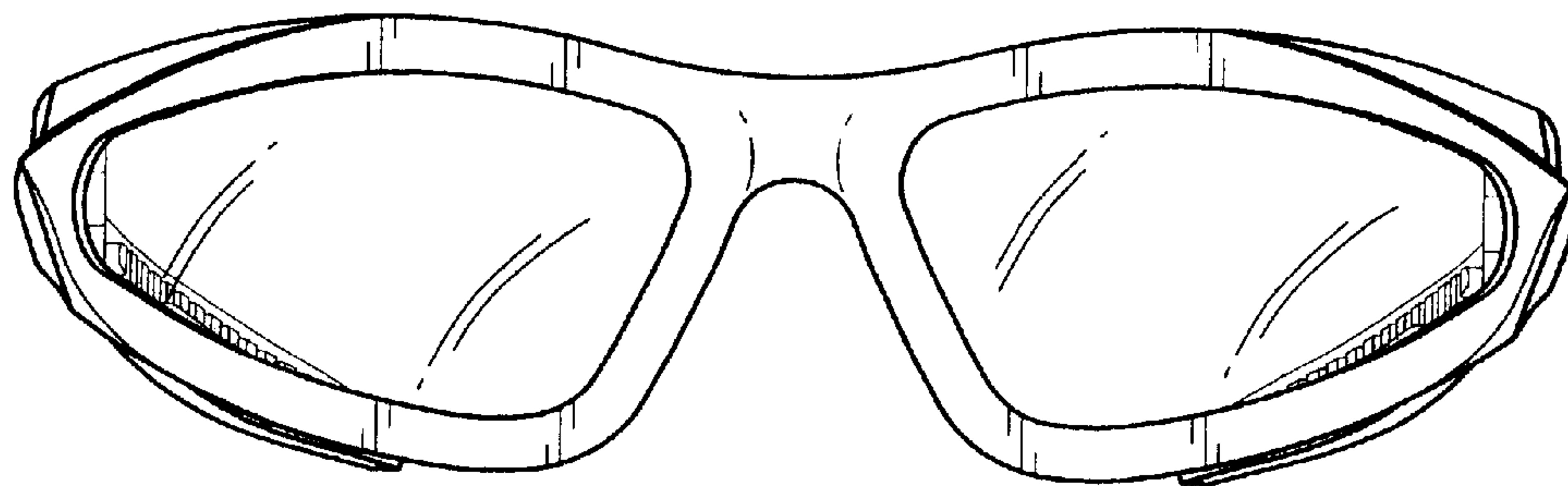


FIG. 2

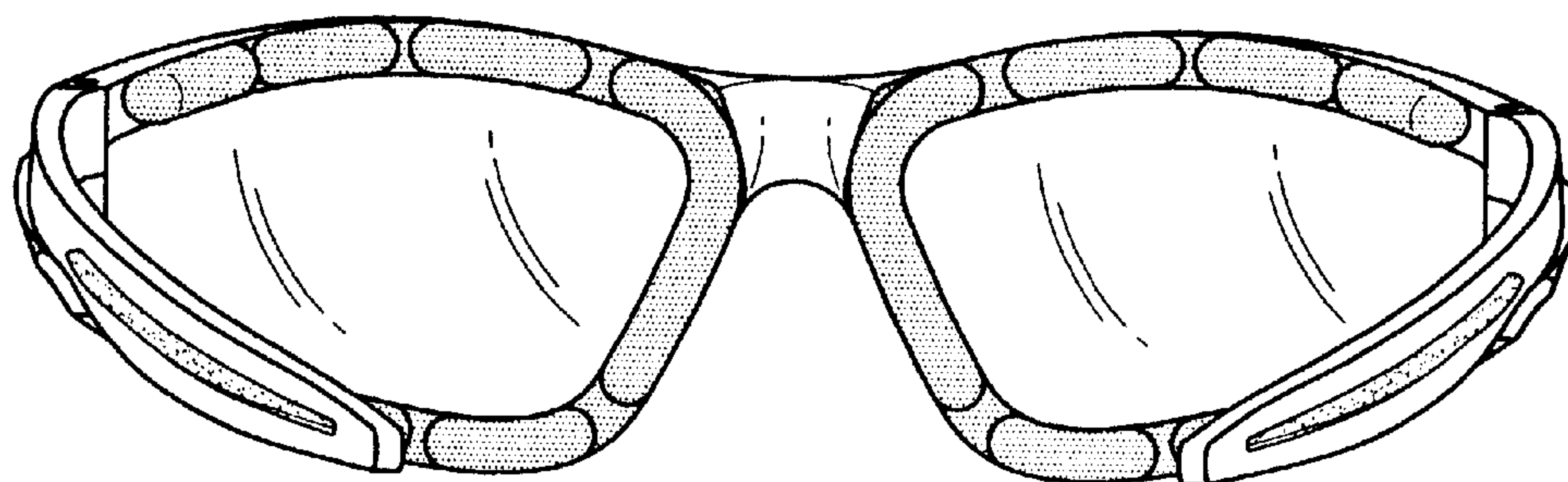


FIG. 3

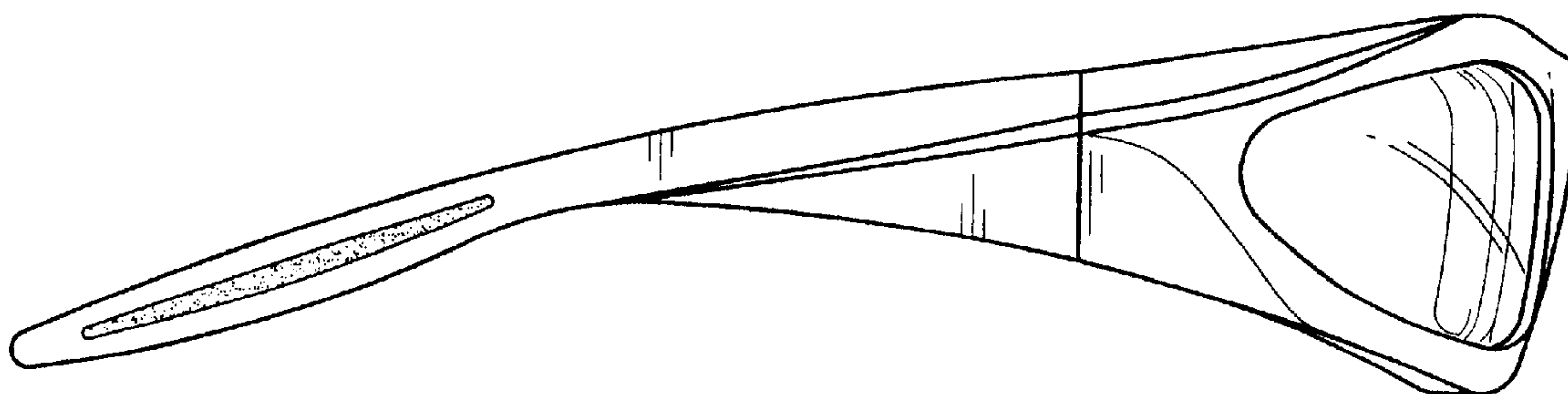


FIG. 4



FIG. 5

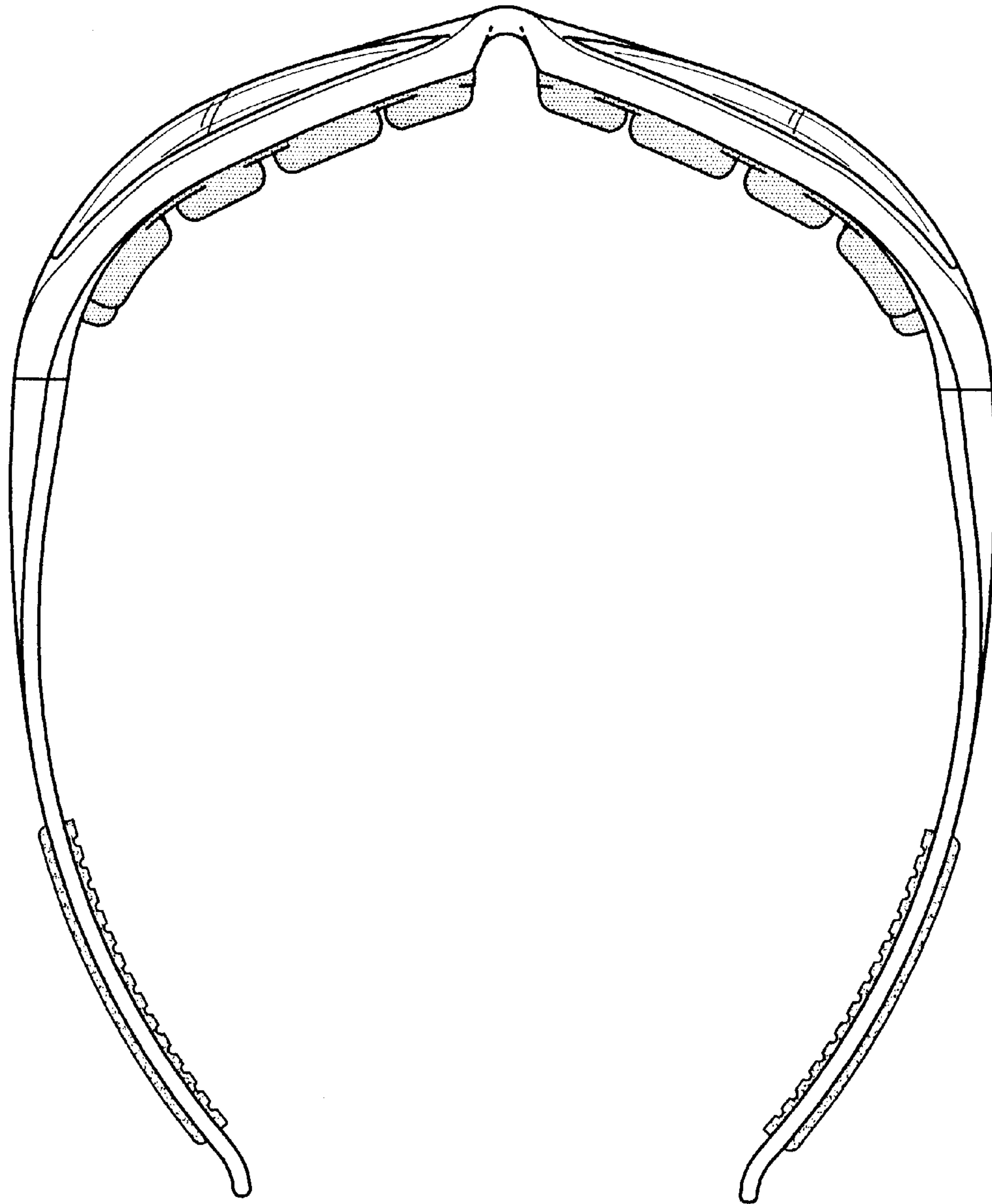


FIG. 6