



US00D518082S

(12) **United States Design Patent**
Muto

(10) **Patent No.:** **US D518,082 S**
(45) **Date of Patent:** **** Mar. 28, 2006**

(54) **REMOTE CONTROLLER FOR SURVEILLANCE CAMERA SYSTEM**

D493,146 S * 7/2004 Brett et al. D13/164
6,847,403 B1 * 1/2005 Forsberg et al. 348/373

(75) Inventor: **Kanji Muto**, Chigasaki (JP)

FOREIGN PATENT DOCUMENTS

(73) Assignee: **Matsushita Electric Industrial Co., Ltd.**, Osaka (JP)

JP D1071799 5/2000
JP D1102652 3/2001
JP D1151937 9/2002

(**) Term: **14 Years**

* cited by examiner

(21) Appl. No.: **29/202,158**

Primary Examiner—Adir Aronovich

(22) Filed: **Mar. 26, 2004**

(74) *Attorney, Agent, or Firm*—Brinks Hofer Gilson & Lione

(30) **Foreign Application Priority Data**

(57) **CLAIM**

Nov. 21, 2003 (JP) 2003-034863

I claim the ornamental design for a remote controller for surveillance camera system, as shown and described.

(51) **LOC (8) Cl.** **16-05**

(52) **U.S. Cl.** **D16/237; D13/168; D14/413**

DESCRIPTION

(58) **Field of Classification Search** D13/162, D13/164, 168; D14/412, 413, 415, 454; D16/237; 348/143, 373, 374, 375; 396/57, 300, 427
See application file for complete search history.

FIG. 1 is a top perspective view of a remote controller for surveillance camera system of the present invention; FIG. 2 is an inverted rear view thereof; FIG. 3 is a top view thereof; FIG. 4 is a front view thereof; FIG. 5 is a first side view thereof; FIG. 6 is a second side view thereof; and, FIG. 7 is a bottom view thereof.


(56) **References Cited**

U.S. PATENT DOCUMENTS

4,519,692 A * 5/1985 Michalik 396/300
D343,827 S * 2/1994 Piret D13/164
5,430,511 A * 7/1995 Paff et al. 396/427
D398,289 S * 9/1998 Burke D13/162
D411,530 S * 6/1999 Carter et al. D14/413
D412,337 S * 7/1999 Hamano D16/237
D441,760 S * 5/2001 Hibino D14/454
D451,529 S * 12/2001 Vasquez D16/237

The ornamental design which is claimed is shown in solid lines in the drawings. Any broken lines in the drawings are for illustrative purposes only and form no part of the claimed design.

1 Claim, 4 Drawing Sheets






FIG. 1

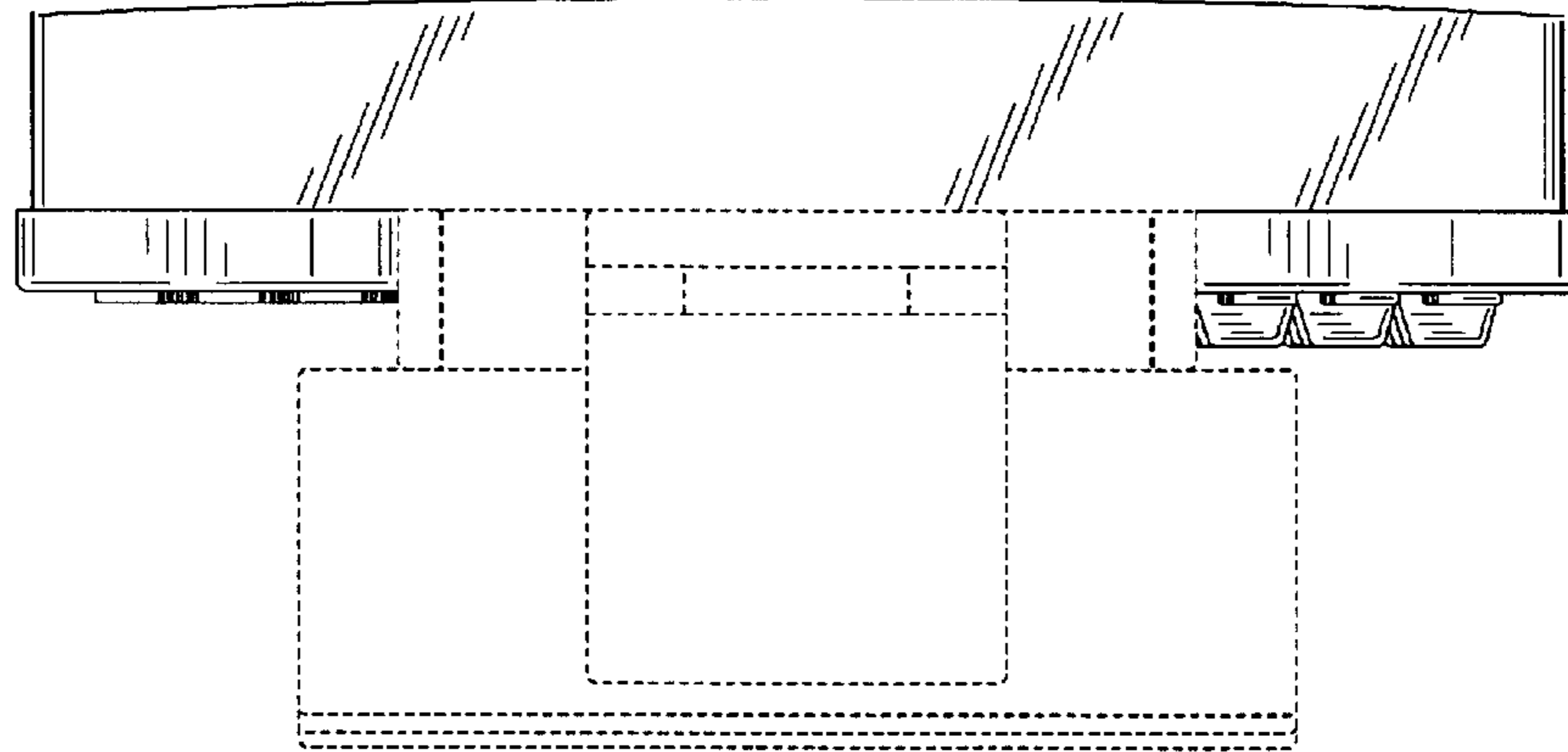


FIG. 2




FIG. 3

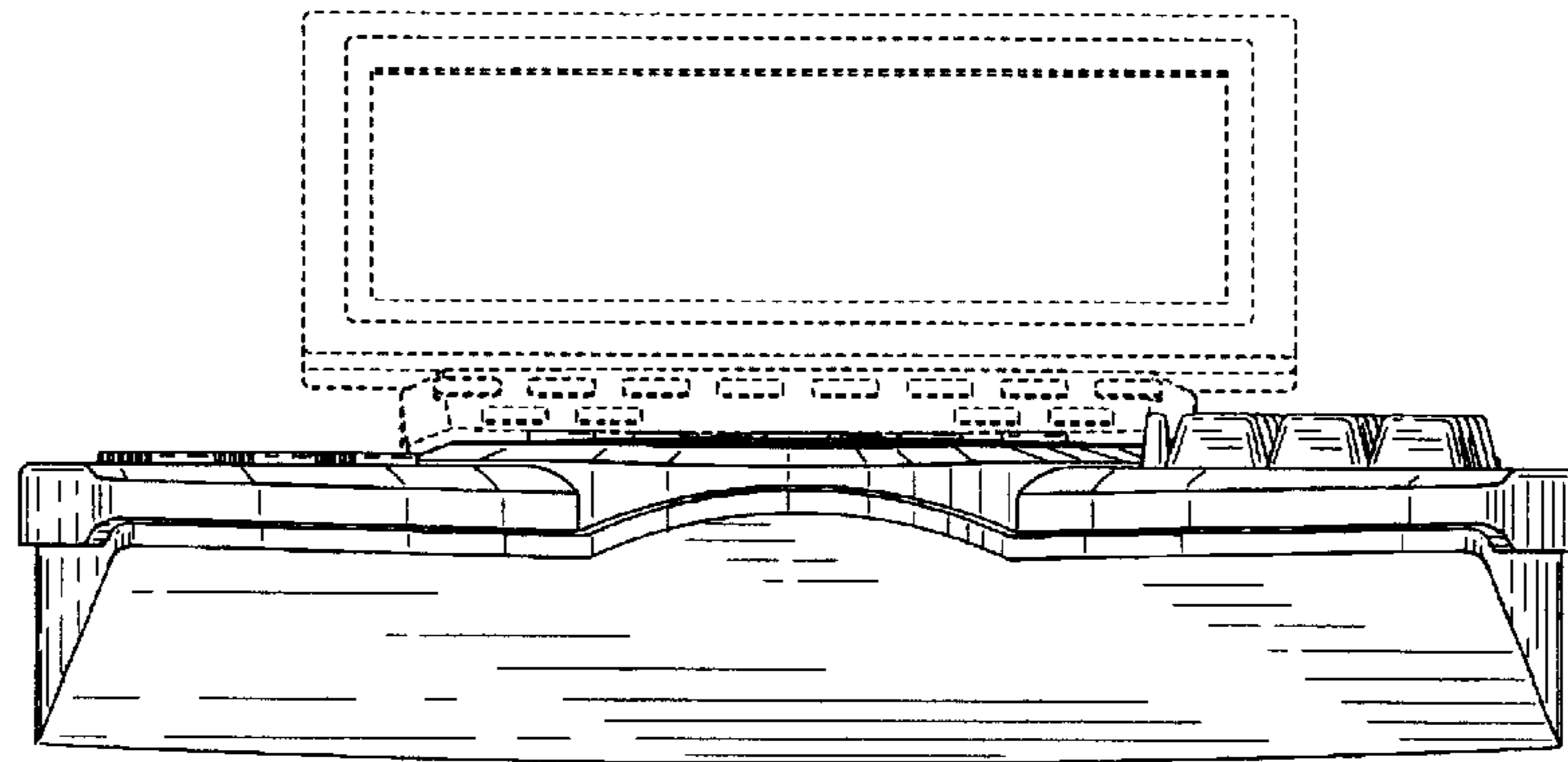


FIG. 4

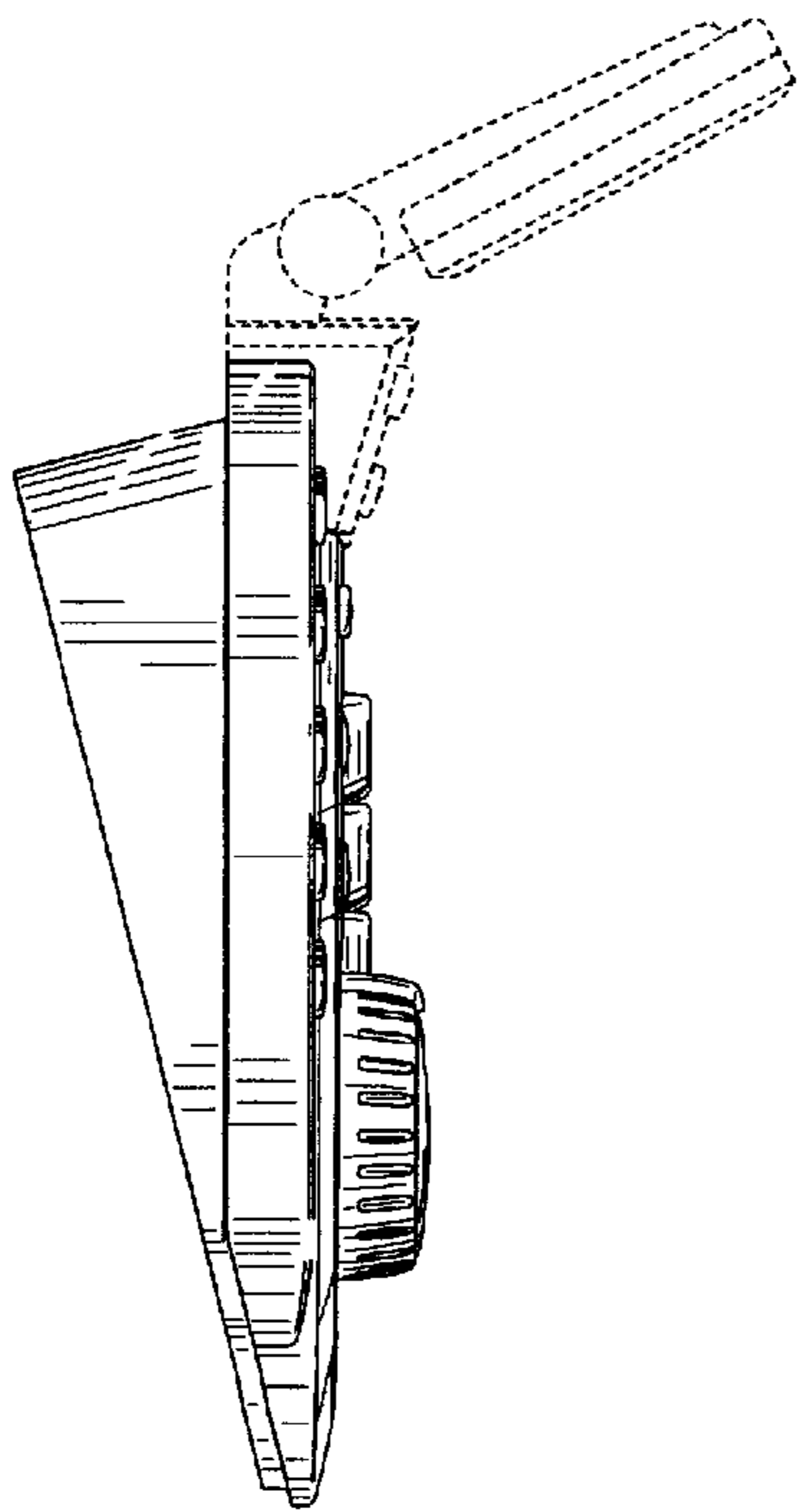


FIG. 5

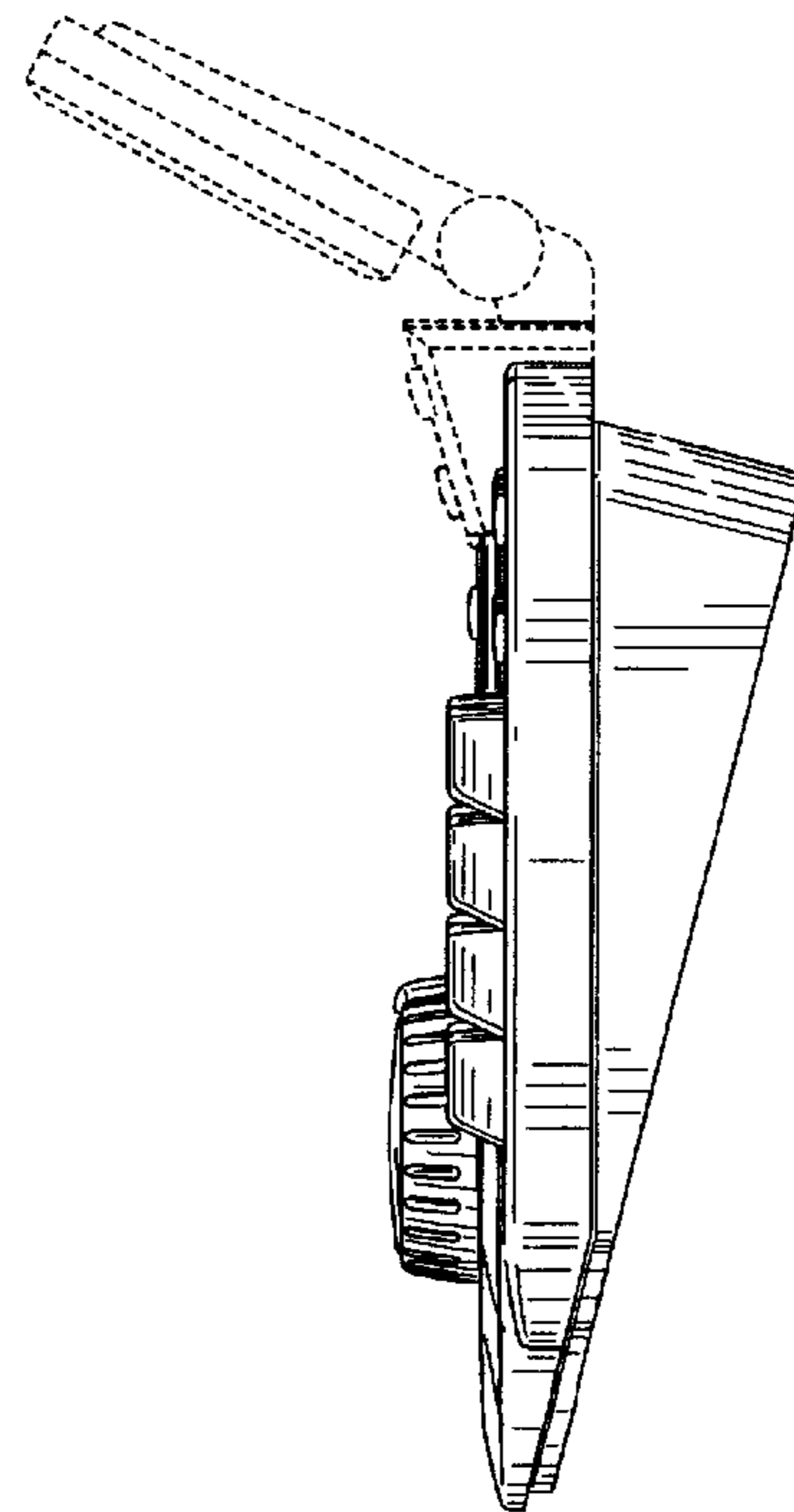


FIG. 6

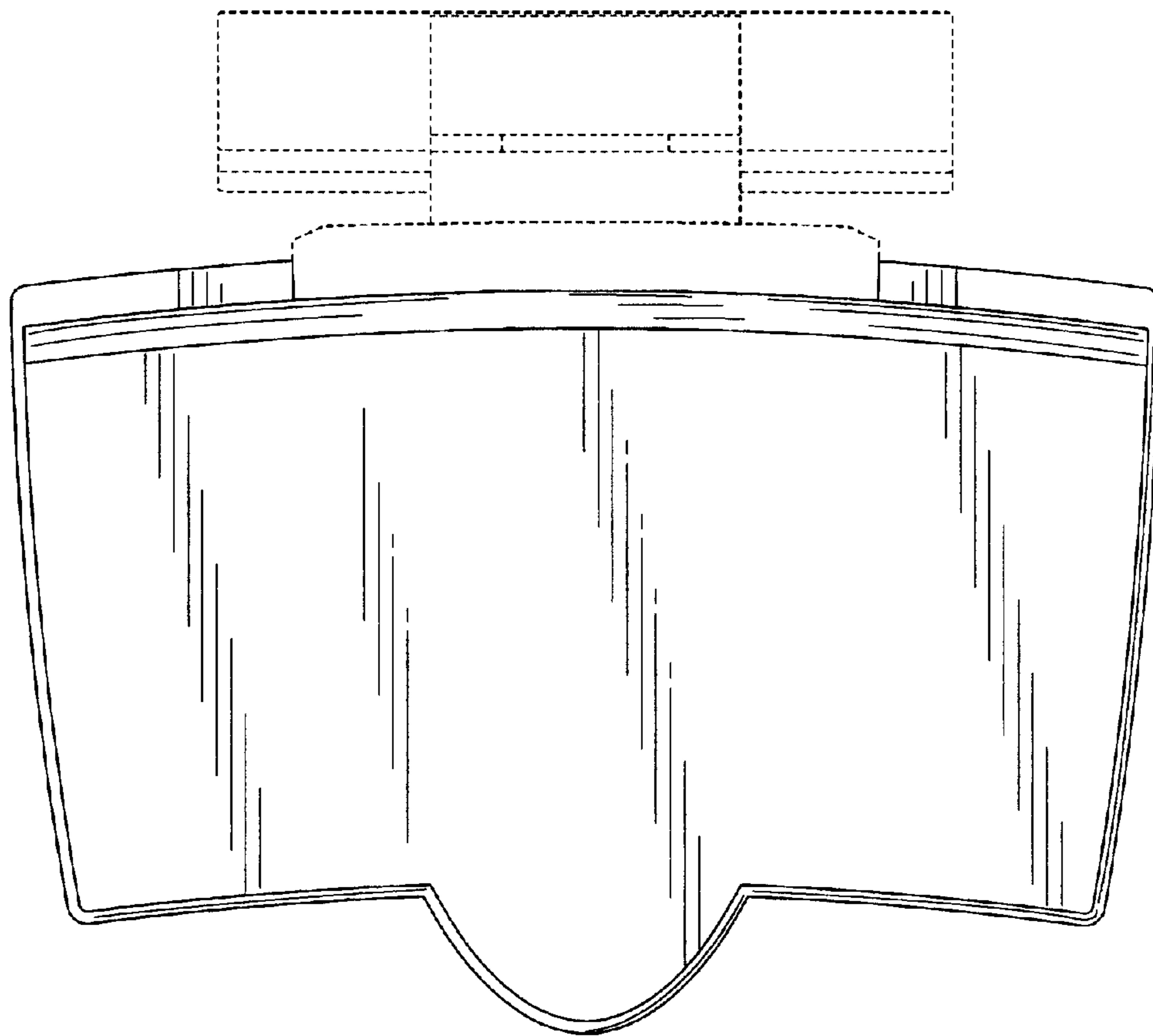


FIG.7