



US00D518064S

(12) **United States Design Patent**  
**Wei**

(10) **Patent No.:** **US D518,064 S**  
(45) **Date of Patent:** **\*\* Mar. 28, 2006**

(54) **MEDIA PLAYER**

2003/0063198 A1 4/2003 Palatov

(75) Inventor: **Ling Yun Wei**, GuangDong (CN)

**OTHER PUBLICATIONS**

(73) Assignee: **Creative Technology Ltd.**, Singapore (SG)

U.S. Appl. No. 29/200,658, filed Mar. 2, 2004, Wong.  
U.S. Appl. No. 29/208,129, filed Jun. 23, 2004, Sitoh.  
AMAZON.COM web site featuring Creative Labs Rhomba 256 MB MP3 Player for sale, Date first available for sale on Amazon: Sep. 20, 2003, 3 pages.  
AMAZON.COM web site featuring Apple 4 GB iPod Mini Silver M9160LL/A for sale, Date first available for sale on Amazon: Jan. 7, 2004, 3 pages.  
AMAZON.COM web site featuring Creative MuVo Micro N200 512 MB MP3 Player (Black) for sale, Date first available for sale on Amazon: Oct. 7, 2004, 4 pages.

(\*\*) Term: **14 Years**

(21) Appl. No.: **29/221,366**

(22) Filed: **Jan. 14, 2005**

(30) **Foreign Application Priority Data**

Nov. 12, 2004 (SG) ..... D2004/1957G

(51) **LOC (8) Cl.** ..... **14-03**

(52) **U.S. Cl.** ..... **D14/496**

(58) **Field of Classification Search** ..... D14/135-136,  
D14/156-157, 160-165, 167-168, 192-198,  
D14/188, 496, 445; 360/99.02, 99.07; 463/1,  
463/30-35, 43-47; 720/612, 619, 647, 655;  
455/344, 347-351

See application file for complete search history.

\* cited by examiner

*Primary Examiner*—Nanda Bondade

(74) *Attorney, Agent, or Firm*—P. Francois de Villiers

(57) **CLAIM**

The ornamental design for a media player, substantially as shown and described.

**DESCRIPTION**

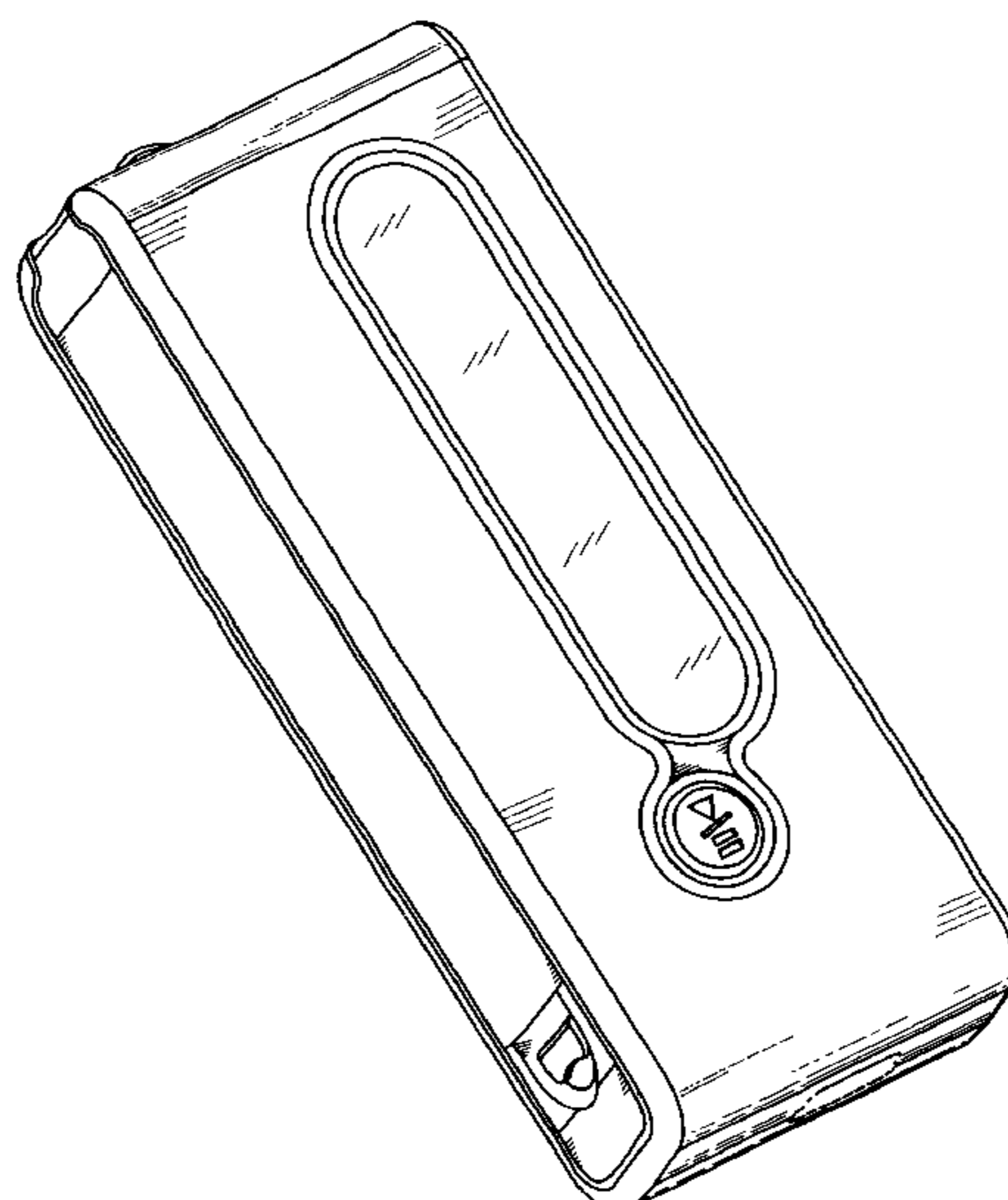
FIG. 1 is a perspective front view of a media player in accordance with the present design;  
FIG. 2 is a perspective rear view of the media player shown in FIG. 1;  
FIG. 3 is a front view of the media player shown in FIG. 1;  
FIG. 4 is a rear view of the media player shown in FIG. 1;  
FIG. 5 is a bottom view of the media player shown in FIG. 1;  
FIG. 6 is a top view of the media player shown in FIG. 1;  
FIG. 7 is a left side view of the media player shown in FIG. 1; and,  
FIG. 8 is a right side view of the media player shown in FIG. 1.  
The broken line showing on the drawings is for illustrative purposes only and forms no part of the claimed design.

(56) **References Cited**

**U.S. PATENT DOCUMENTS**

5,661,632	A	8/1997	Register	
6,122,526	A	9/2000	Parulski	
6,254,477	B1	7/2001	Sasaki	
D451,899	S	12/2001	Flagiello	
D451,900	S	12/2001	Flagiello	
D452,250	S	12/2001	Chan	
D473,207	S	* 4/2003	Tanio	..... D14/168
6,595,860	B1	7/2003	Yamamoto	
D486,813	S	2/2004	Chun	
D490,068	S	5/2004	Chen	
D493,779	S	* 8/2004	Lee	..... D14/156
D494,188	S	8/2004	Huang	
D497,618	S	10/2004	Andre	
D499,423	S	12/2004	Bahroocha	
D499,424	S	12/2004	Bahroocha	
D501,485	S	2/2005	Lian	

**1 Claim, 3 Drawing Sheets**



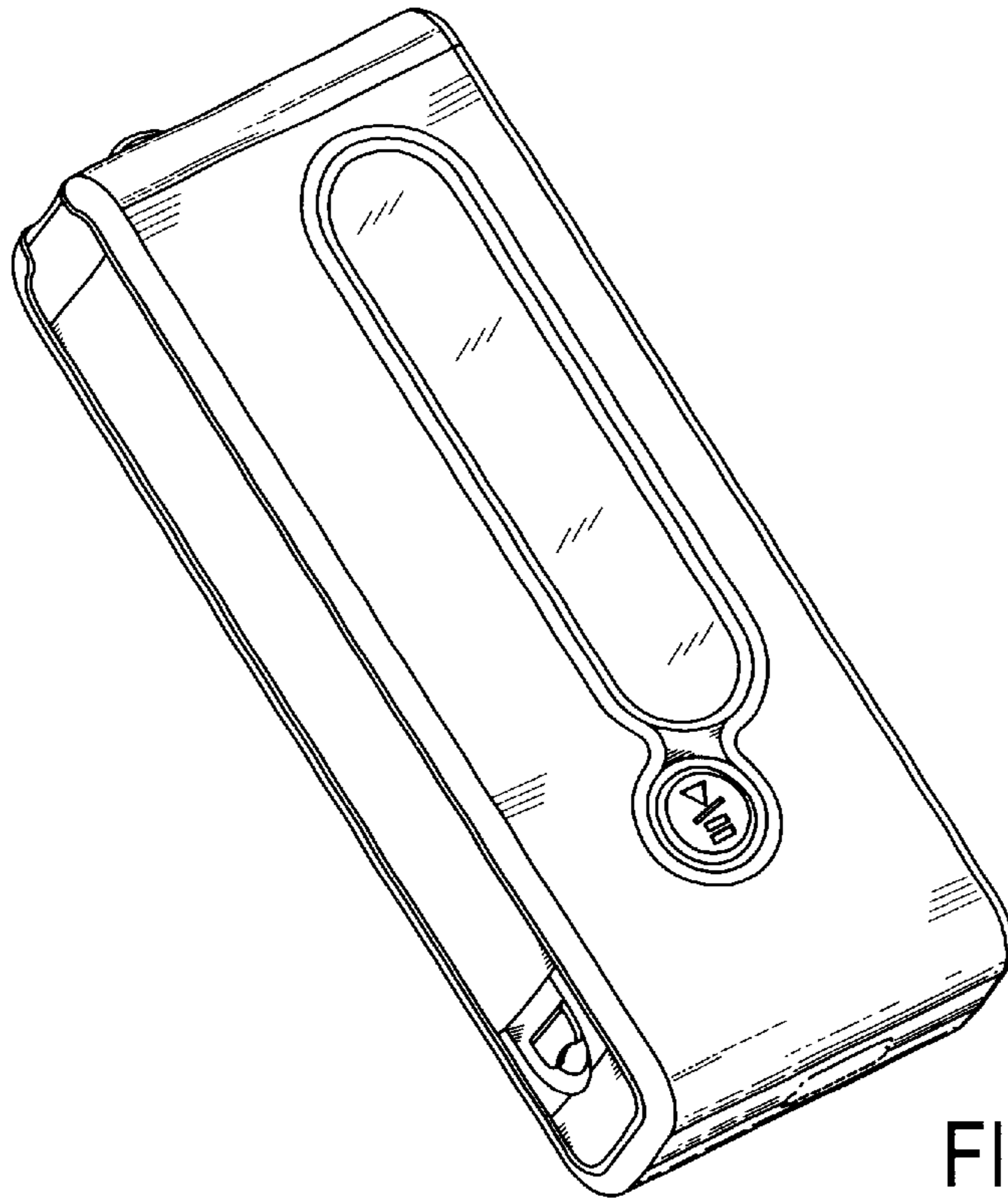


FIG. 1

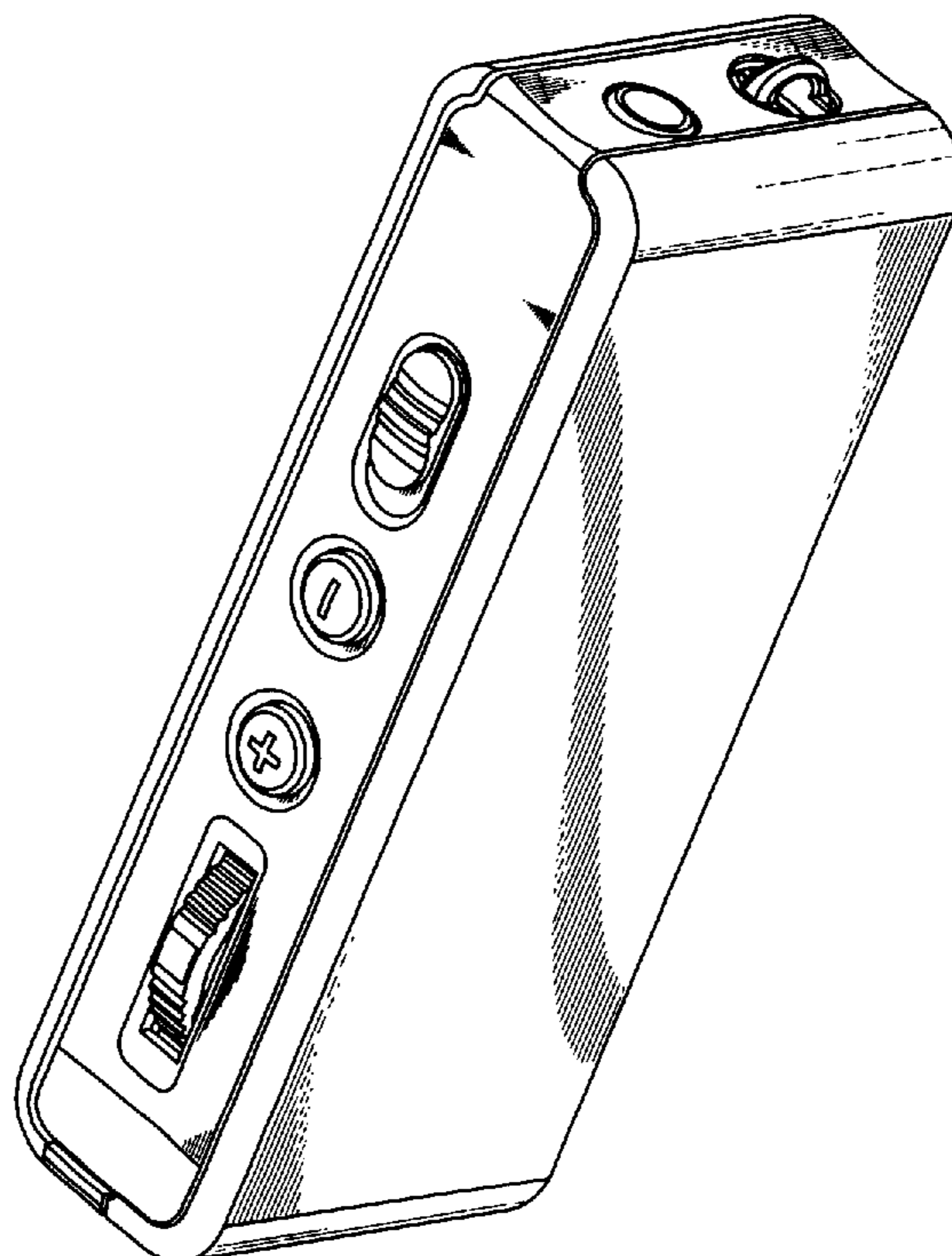


FIG. 2

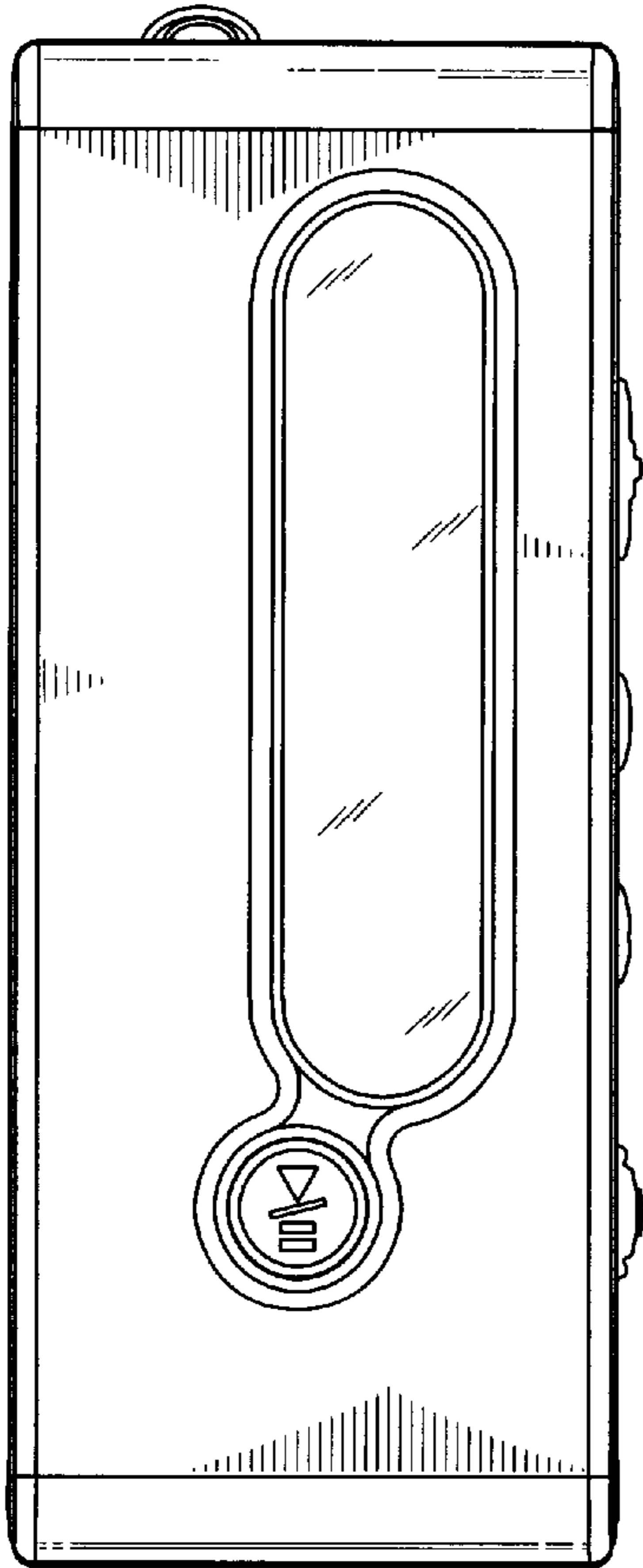


FIG. 3

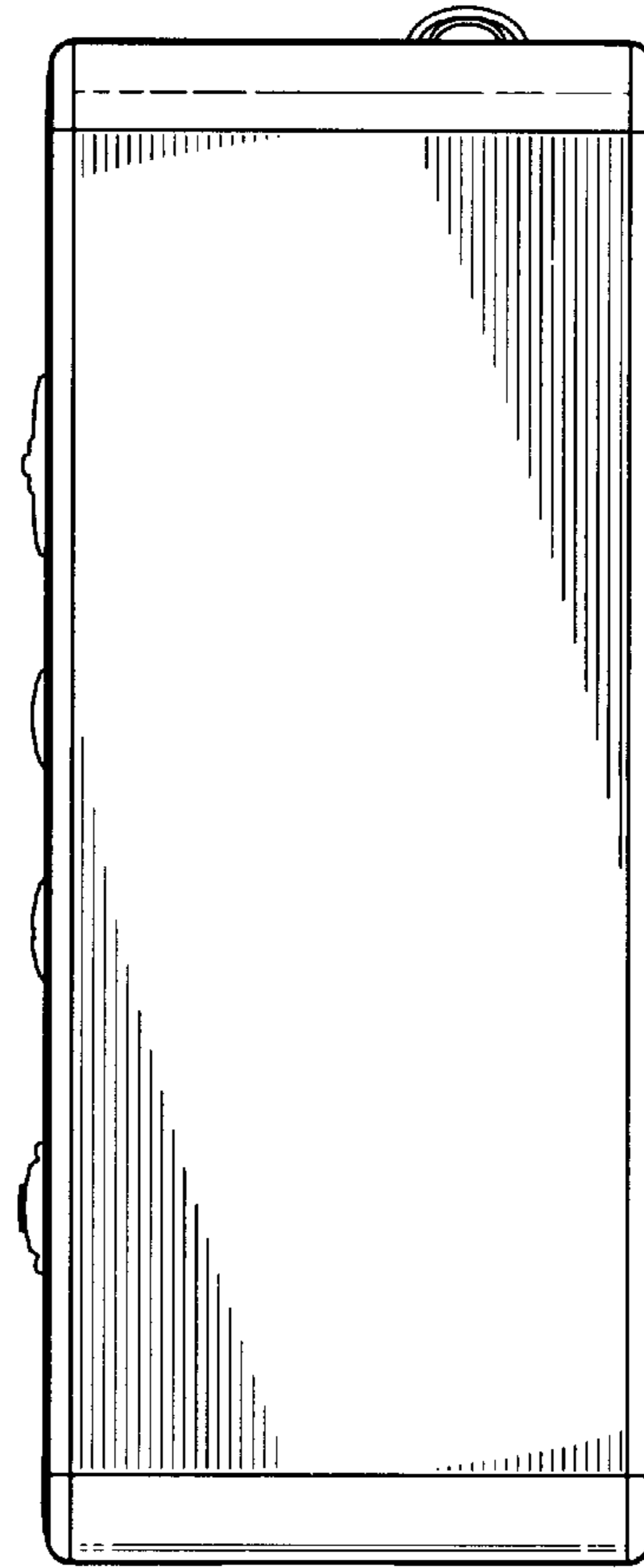


FIG. 4

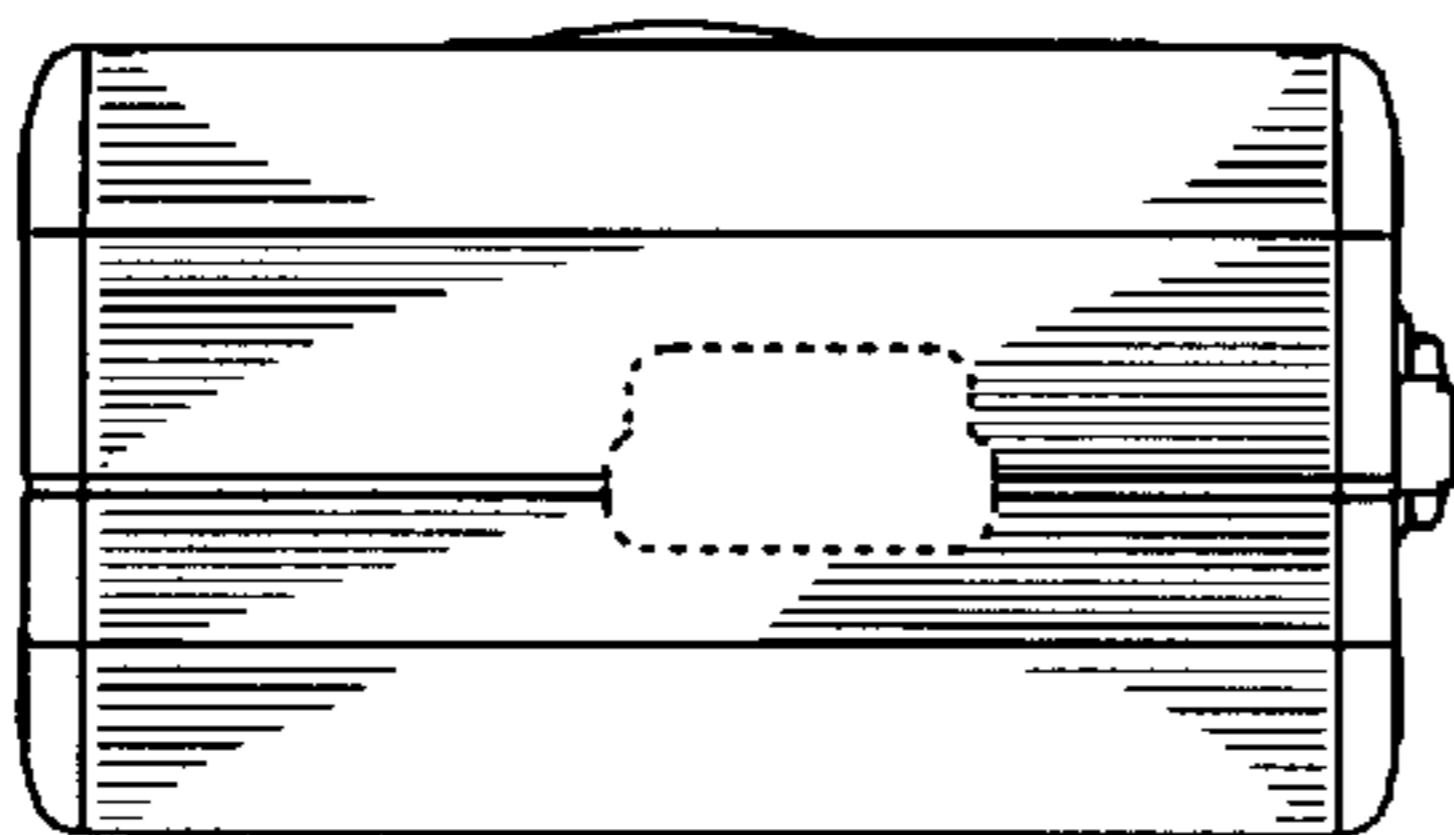


FIG. 5

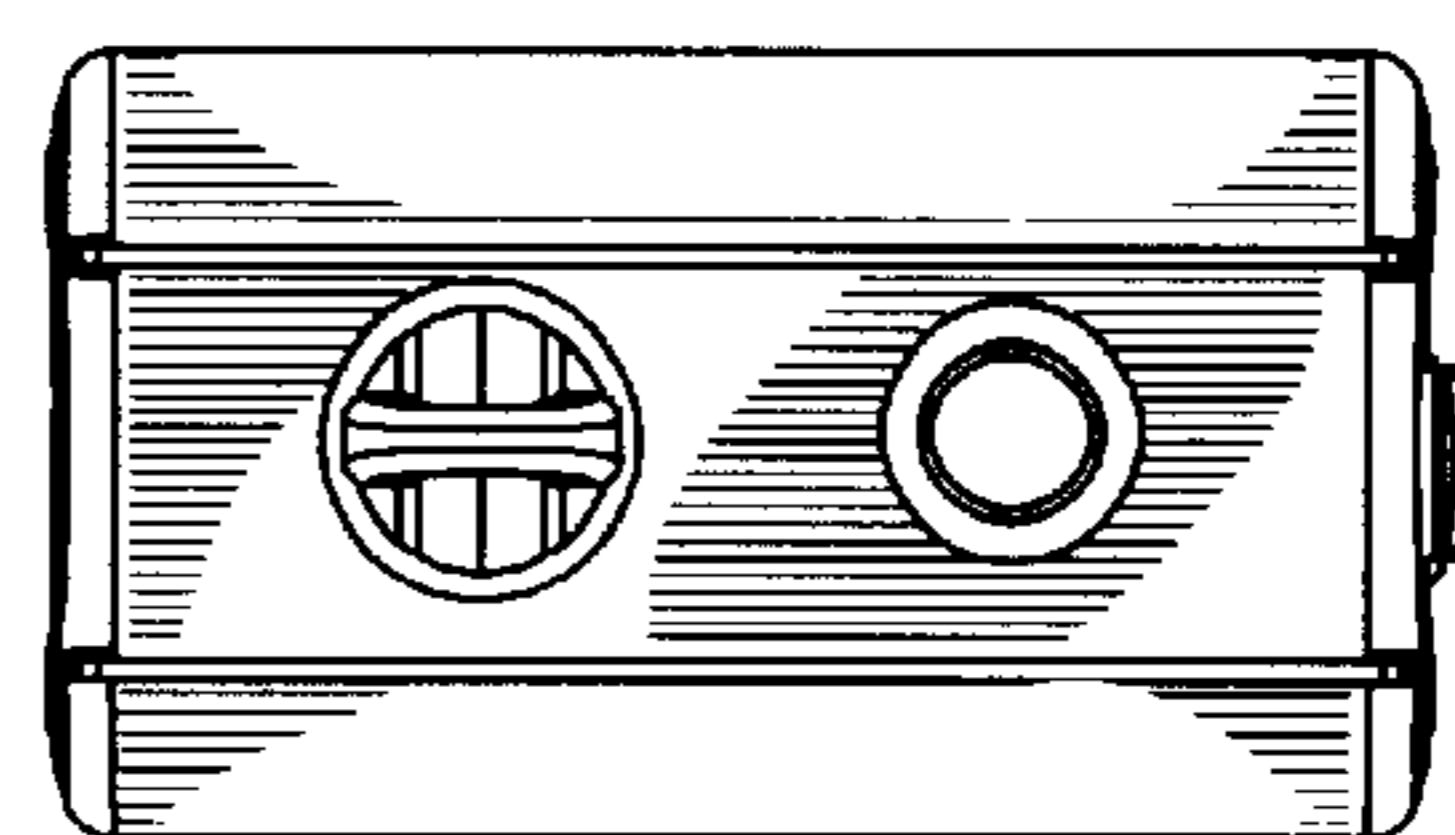


FIG. 6




FIG. 7

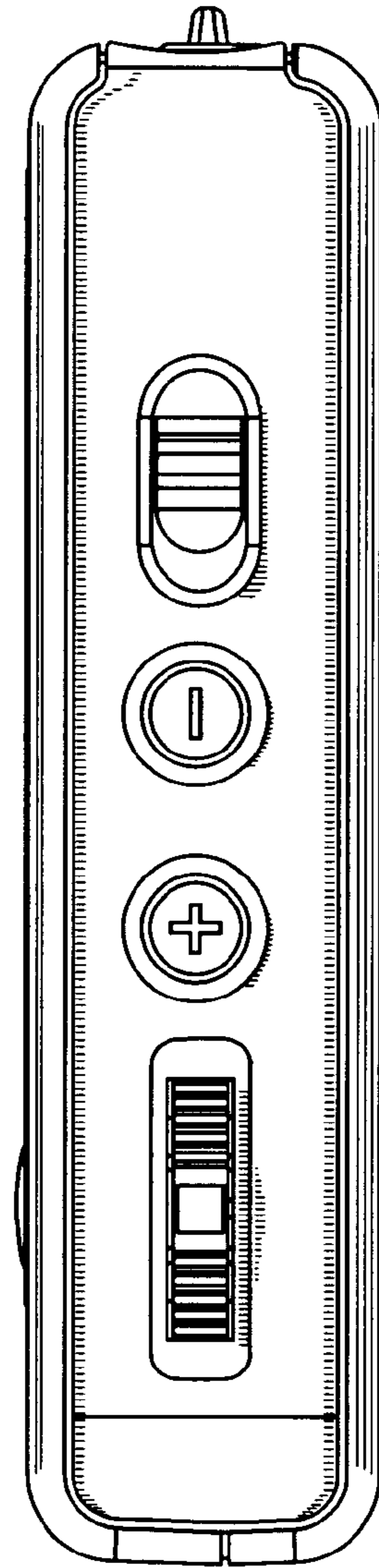


FIG. 8