



US00D518059S

(12) **United States Design Patent** (10) **Patent No.:** **US D518,059 S**
Cuellar et al. (45) **Date of Patent:** **** Mar. 28, 2006**

(54) **MEMORY CARD WITH TWO SETS OF CONTACTS**

(75) Inventors: **Edwin J. Cuellar**, San Jose, CA (US);
Eliyahou Harari, Saratoga, CA (US);
Robert C. Miller, San Jose, CA (US);
Hem P. Takiar, Fremont, CA (US);
Robert F. Wallace, Sunnyvale, CA (US)

(73) Assignee: **SanDisk Corporation**, Sunnyvale, CA (US)

(**) Term: **14 Years**

(21) Appl. No.: **29/226,505**

(22) Filed: **Mar. 28, 2005**

Related U.S. Application Data

(62) Division of application No. 29/203,693, filed on Apr. 16, 2004.

(51) **LOC (8) Cl.** **14-02**

(52) **U.S. Cl.** **D14/436**

(58) **Field of Classification Search** D14/435-8,
D14/478-80; 361/736-7, 686, 752; 257/678-9;
40/124.01; 283/75-6, 901; 235/487-95, 441-3,
235/375; 439/135, 140, 76.1; D8/347

See application file for complete search history.

(56) **References Cited**

U.S. PATENT DOCUMENTS

- D445,111 S * 7/2001 Okamoto et al. D14/436
- D446,525 S 8/2001 Okamoto et al.
- D452,690 S * 1/2002 Wallace et al. D14/436
- D452,865 S * 1/2002 Wallace et al. D14/436
- D453,934 S * 2/2002 Wallace et al. D14/436
- D457,887 S 5/2002 Kadonaga
- D488,475 S 4/2004 Yu et al.
- D488,476 S * 4/2004 Yu et al. D14/436

- D488,477 S 4/2004 Yu et al.
- D491,951 S 6/2004 Yu et al.
- D492,314 S 6/2004 Huang et al.
- D492,686 S 7/2004 Yu et al.
- D493,466 S * 7/2004 Yu et al. D14/436
- D493,798 S 8/2004 Yu et al.
- D494,180 S 8/2004 Taniguchi
- D498,760 S 11/2004 Chiang et al.
- D505,959 S * 6/2005 Yamada et al. D14/436
- 2003/0100203 A1 5/2003 Yen
- 2004/0037145 A1 * 2/2004 Tagawa et al. 365/222
- 2004/0062109 A1 * 4/2004 Wallace 365/202

FOREIGN PATENT DOCUMENTS

DE 203 04 040 U1 8/2003

OTHER PUBLICATIONS

“PQI—Our Products”, <http://www.pqi.com.tw/eng/ourproduct/ourproduct.htm>, Feb. 20, 2004, 3 pages.

* cited by examiner

Primary Examiner—M. H. Tung

(74) *Attorney, Agent, or Firm*—Parsons Hsue & de Runtz LLP

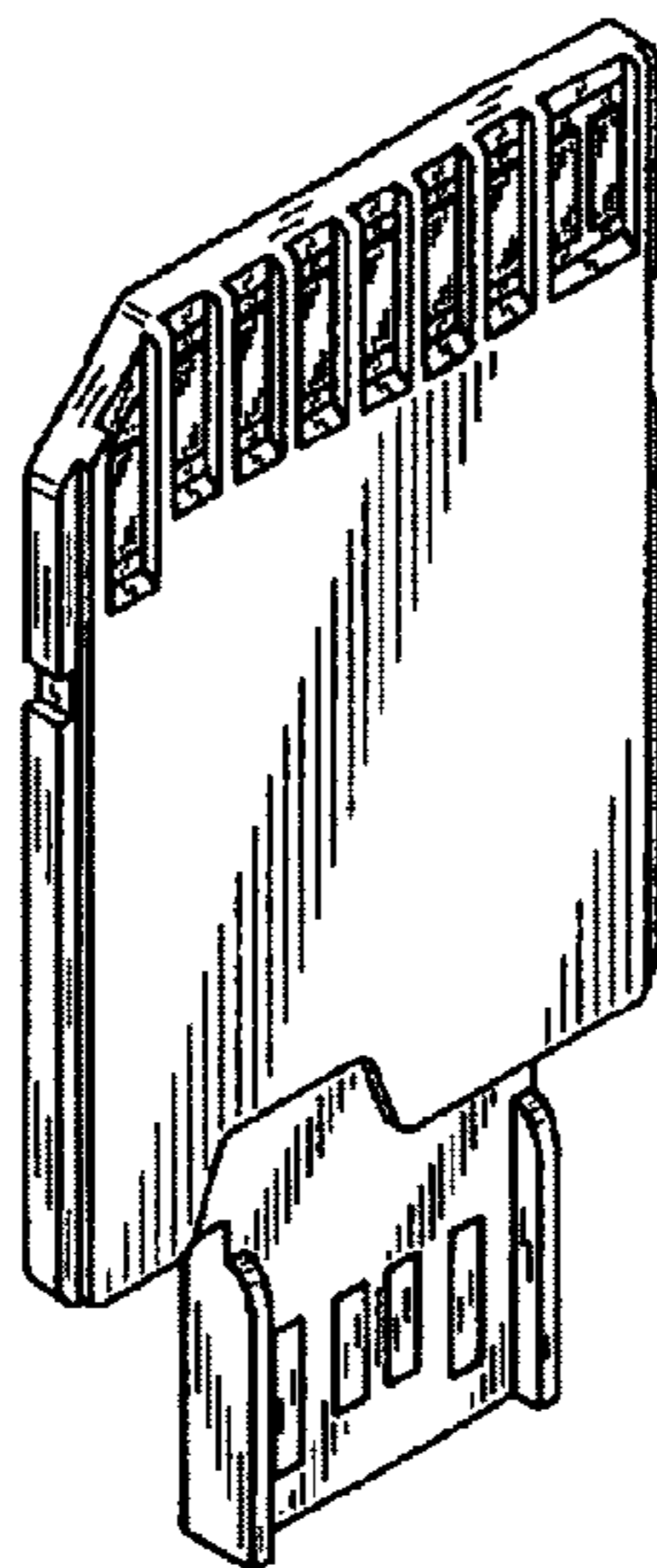
(57) **CLAIM**

The ornamental design for a memory card with two sets of contacts, as shown and described.

DESCRIPTION

FIG. 1 is a front, top, left side isometric view of a memory card with two sets of contacts showing the new design; FIG. 2 is a rear, bottom, right side isometric view thereof; FIG. 3 is a front view thereof; FIG. 4 is a right side elevational view thereof; FIG. 5 is a top plan view thereof; FIG. 6 is a rear-view thereof; FIG. 7 is a left side elevational view thereof; and, FIG. 8 is a bottom plan view thereof.

1 Claim, 1 Drawing Sheet



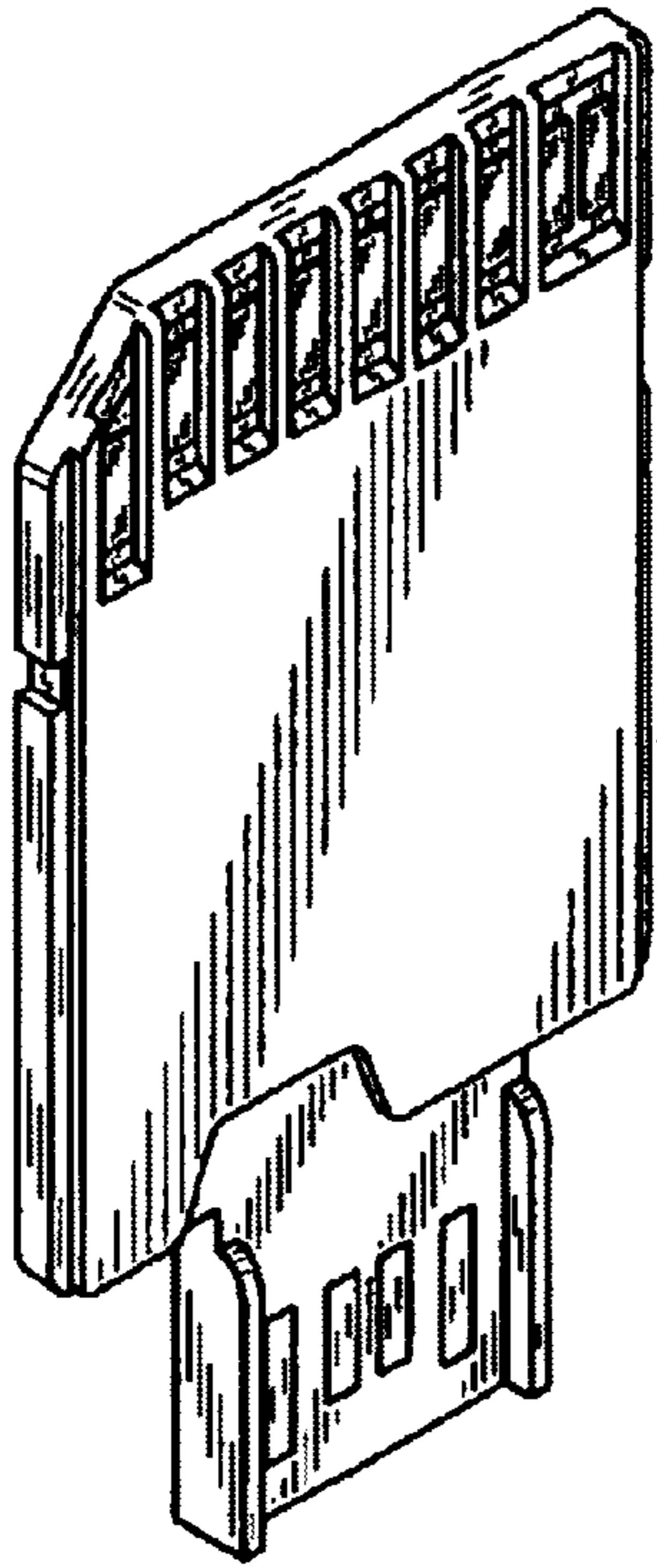


FIG._1

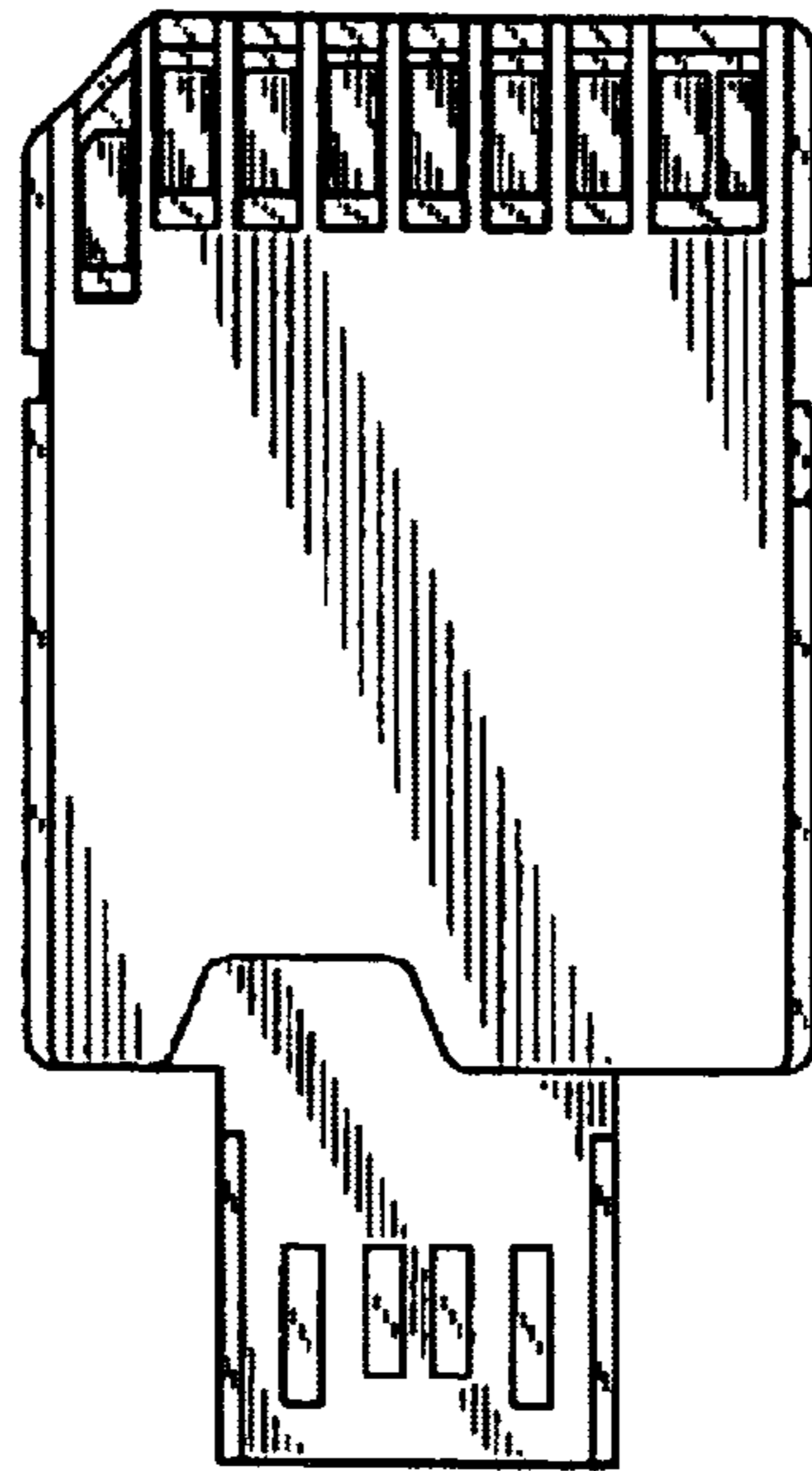


FIG._3



FIG._4



FIG._5

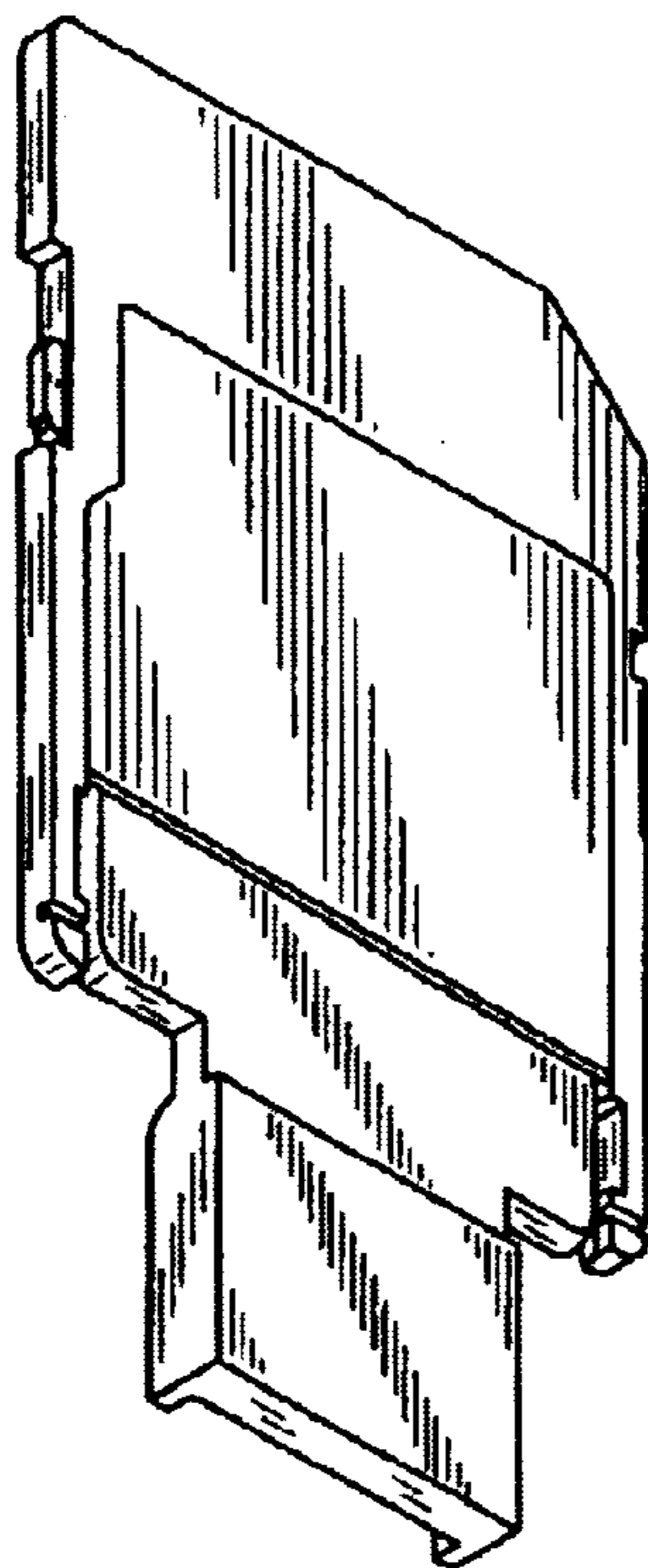


FIG._2

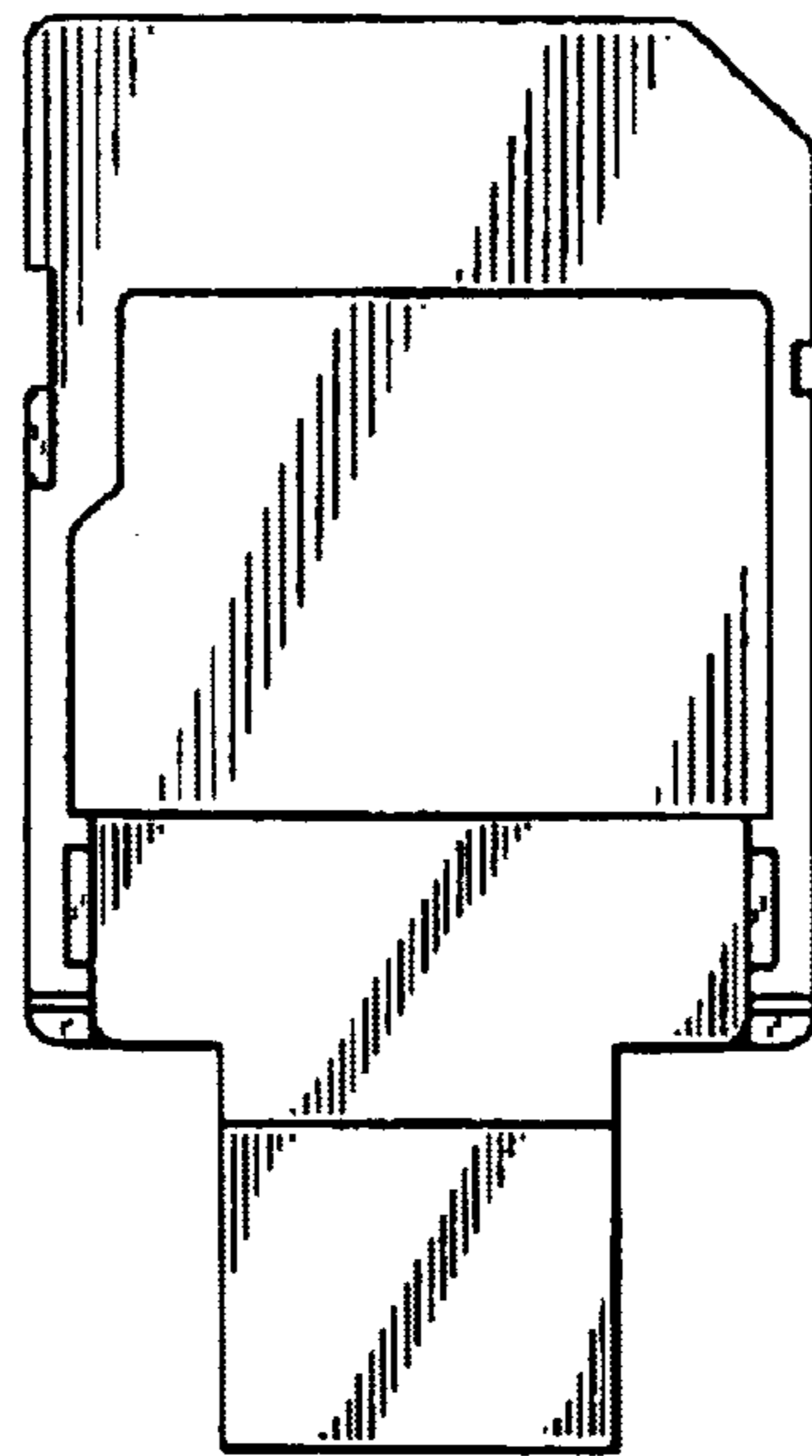


FIG._6



FIG._7



FIG._8