



US00D518053S

(12) **United States Design Patent**  
**Chen**

(10) **Patent No.:** **US D518,053 S**

(45) **Date of Patent:** **\*\* Mar. 28, 2006**

(54) **COMPUTER KEYBOARD**

(75) Inventor: **Fang-Hsuan Chen**, Taipei (TW)

(73) Assignee: **Shuttle Inc.**, Taipei (TW)

(\*\*) Term: **14 Years**

(21) Appl. No.: **29/225,160**

(22) Filed: **Mar. 14, 2005**

(51) **LOC (8) Cl.** ..... **14-02**

(52) **U.S. Cl.** ..... **D14/397; D14/392**

(58) **Field of Classification Search** ..... D14/391,  
D14/392, 396-398; D18/1, 2, 7, 11; 178/17 A,  
178/17 C; 200/5 A, 5 R, 6 A, 6 R; 235/145 A,  
235/145 R; 341/22, 23; 345/160, 167, 168;  
400/472, 479, 484-489, 492

See application file for complete search history.

(56) **References Cited**

**U.S. PATENT DOCUMENTS**

D285,201 S \* 8/1986 Kim ..... D14/397

D358,145 S \* 5/1995 Harada ..... D14/397  
5,439,304 A \* 8/1995 Phillips et al. .... 400/492  
D363,480 S \* 10/1995 Wu ..... D14/397  
D369,594 S \* 5/1996 Vossoughi ..... D14/397  
6,587,094 B1 \* 7/2003 Anderson ..... 345/168

\* cited by examiner

*Primary Examiner*—Freda S. Nunn

(57) **CLAIM**

The ornamental design for a computer keyboard, as shown and described.

**DESCRIPTION**

FIG. 1 is a perspective view of a computer keyboard showing my new design;

FIG. 2 is a front view thereof;

FIG. 3 is a rear view thereof;

FIG. 4 is a left side view thereof;

FIG. 5 is a right side view thereof;

FIG. 6 is a top view thereof; and,

FIG. 7 is a bottom view thereof.

**1 Claim, 5 Drawing Sheets**



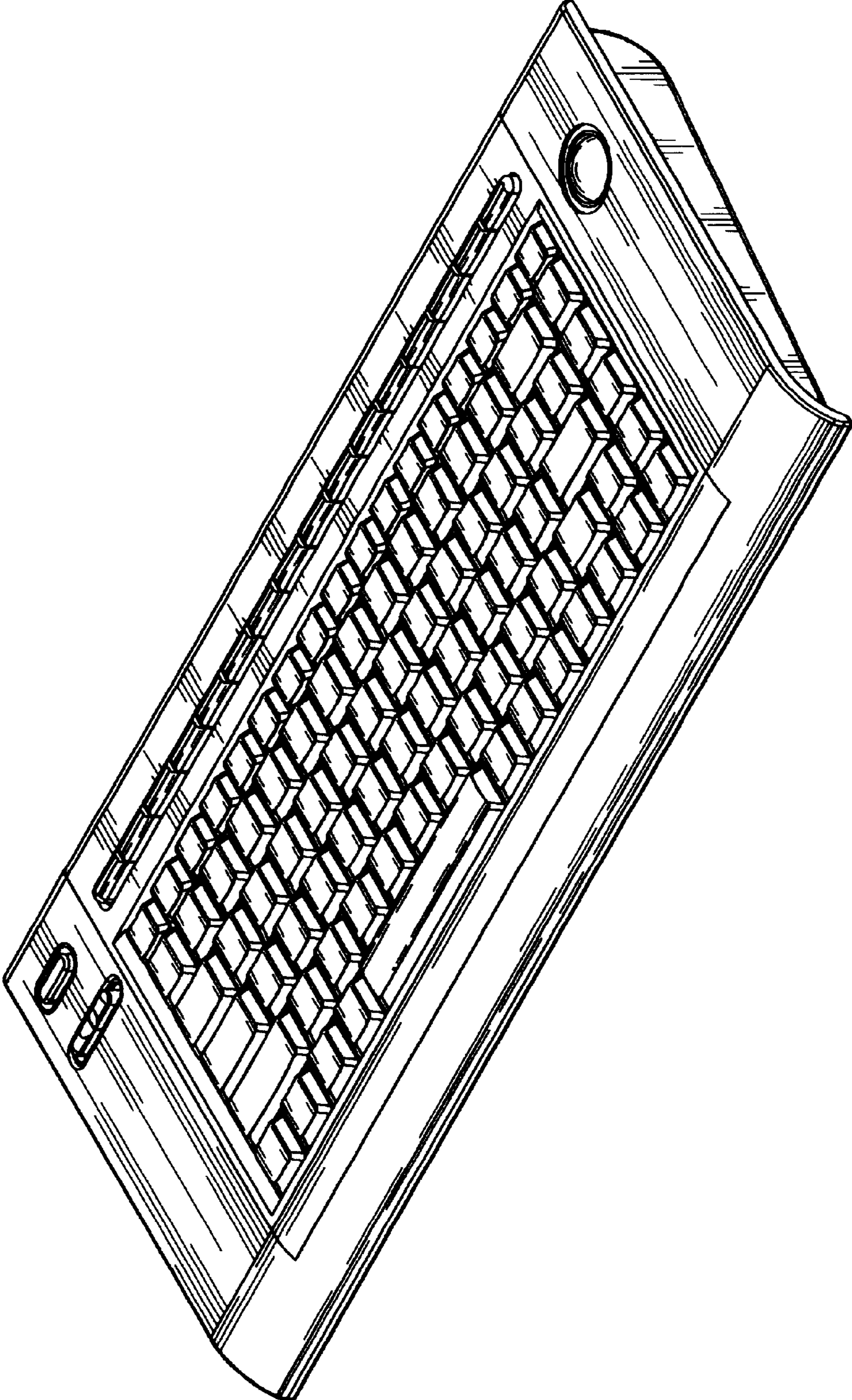


FIG. 1




FIG. 2



FIG. 3

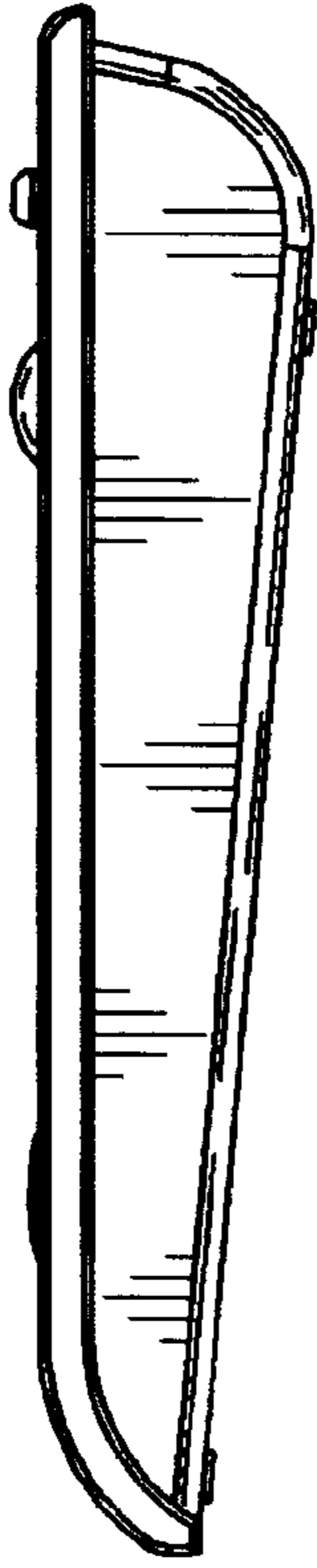


FIG. 5

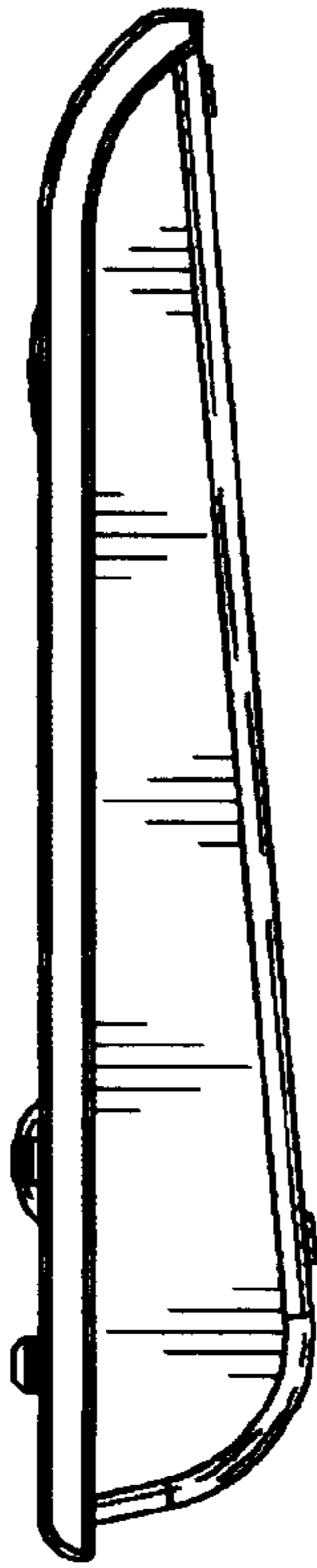


FIG. 4

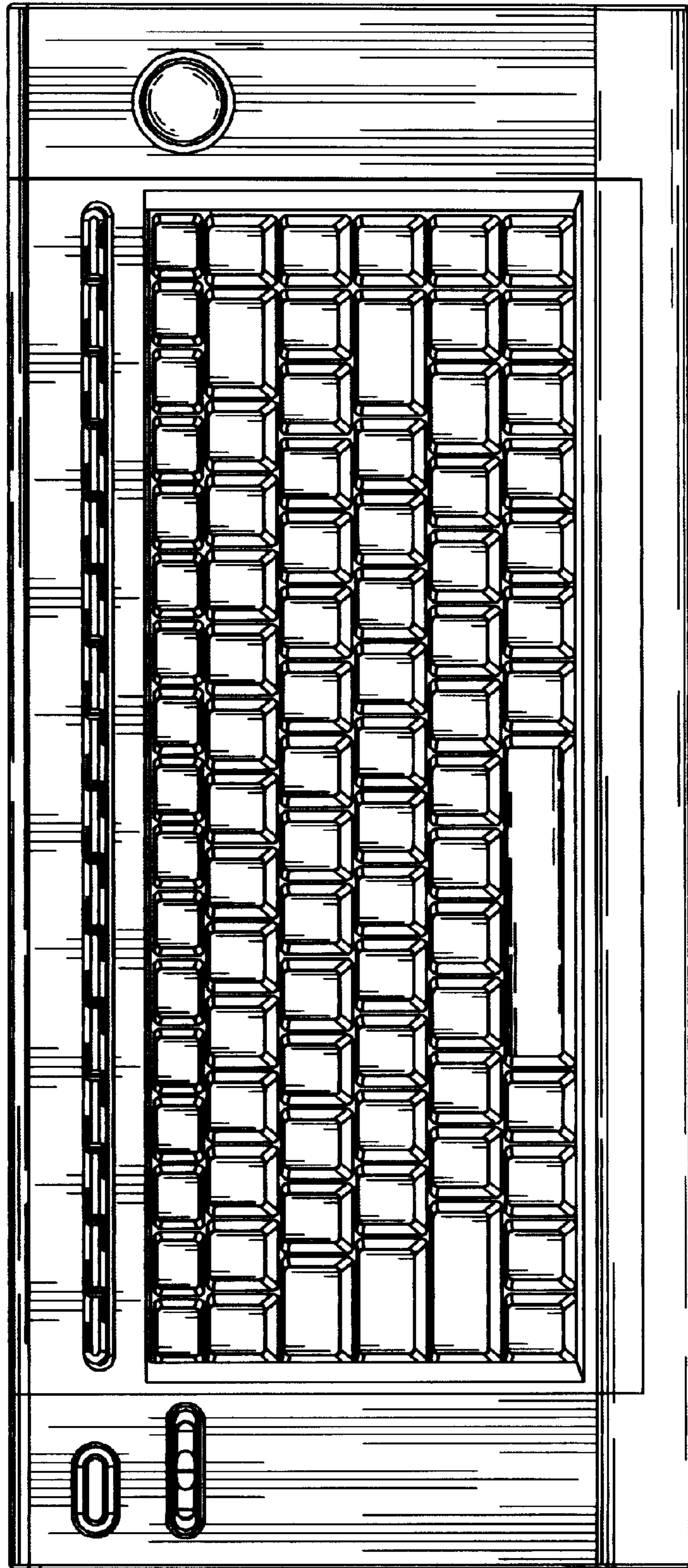


FIG. 6

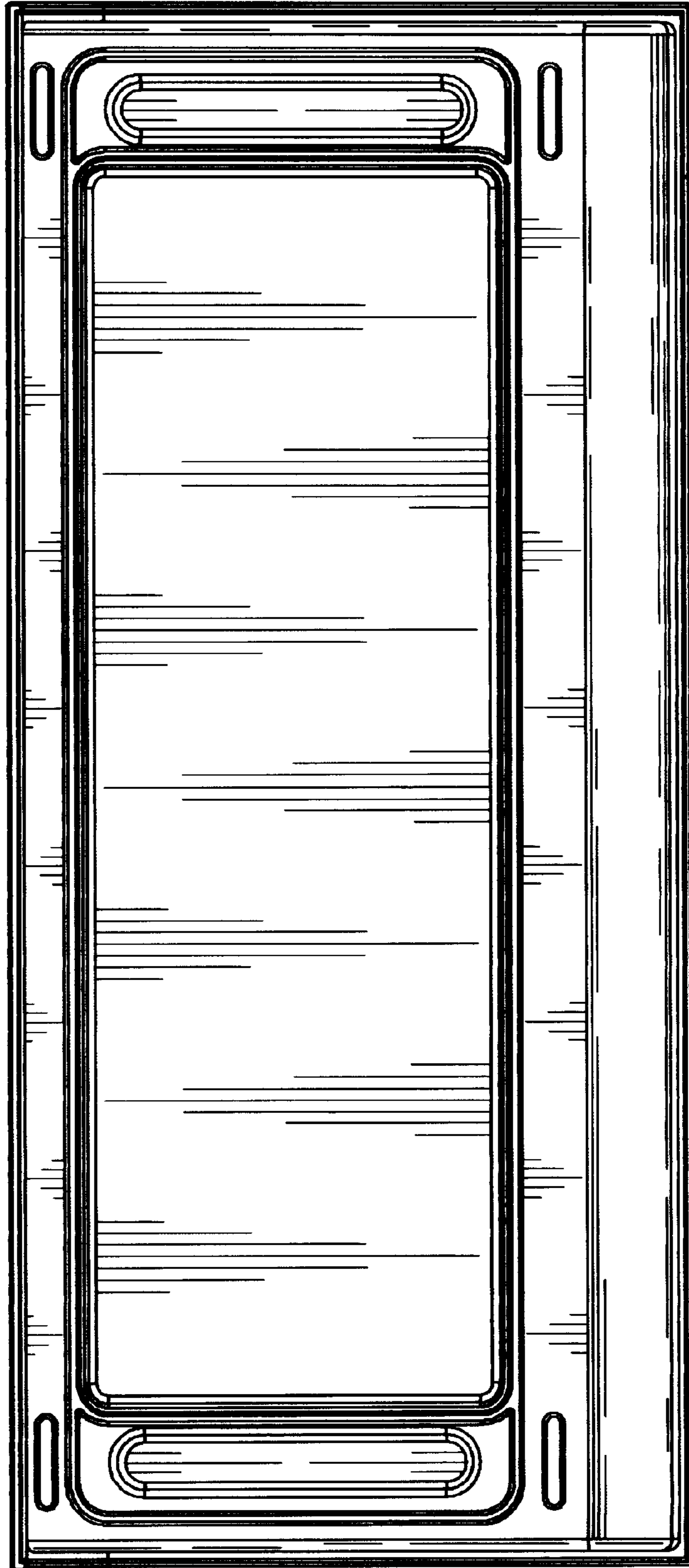


FIG. 7