



US00D518041S

(12) **United States Design Patent**
Sun

(10) **Patent No.:** **US D518,041 S**

(45) **Date of Patent:** **** Mar. 28, 2006**

(54) **COMPUTER HOUSING**

(75) Inventor: **Chung-Shih Sun**, Taipei (TW)

(73) Assignee: **Asustek Computer Inc.**, Taipei (TW)

(**) Term: **14 Years**

(21) Appl. No.: **29/213,859**

(22) Filed: **Sep. 24, 2004**

(51) **LOC (8) Cl.** **14-02**

(52) **U.S. Cl.** **D14/302; D14/349**

(58) **Field of Classification Search** D14/349-356,
D14/301, 240; D13/162, 184, 199; 312/223.3;
360/99.01-99.12; 361/680-686, 690-696;
369/34.01, 36.01

See application file for complete search history.

(56) **References Cited**

U.S. PATENT DOCUMENTS

D386,753 S * 11/1997 Han D14/351

D413,894 S * 9/1999 Matthews et al. D14/240

D438,203 S * 2/2001 Lai D14/349

D442,949 S * 5/2001 Yang D14/301

D481,720 S * 11/2003 Chen et al. D14/349

* cited by examiner

Primary Examiner—Freda S. Nunn

(74) *Attorney, Agent, or Firm*—Bacon & Thomas, PLLC

(57) **CLAIM**

The ornamental design for a computer housing, as shown.

DESCRIPTION

FIG. 1 is a perspective view of a computer housing showing my new design;

FIG. 2 is a front elevational view thereof;

FIG. 3 is a rear elevational view thereof;

FIG. 4 is a right side elevational view thereof;



FIG. 5 is a left side elevational view thereof;

FIG. 6 is a top elevational view thereof;

FIG. 7 is a bottom elevational view thereof; and,

FIG. 8 is another perspective view thereof.

1 Claim, 5 Drawing Sheets






FIG. 1

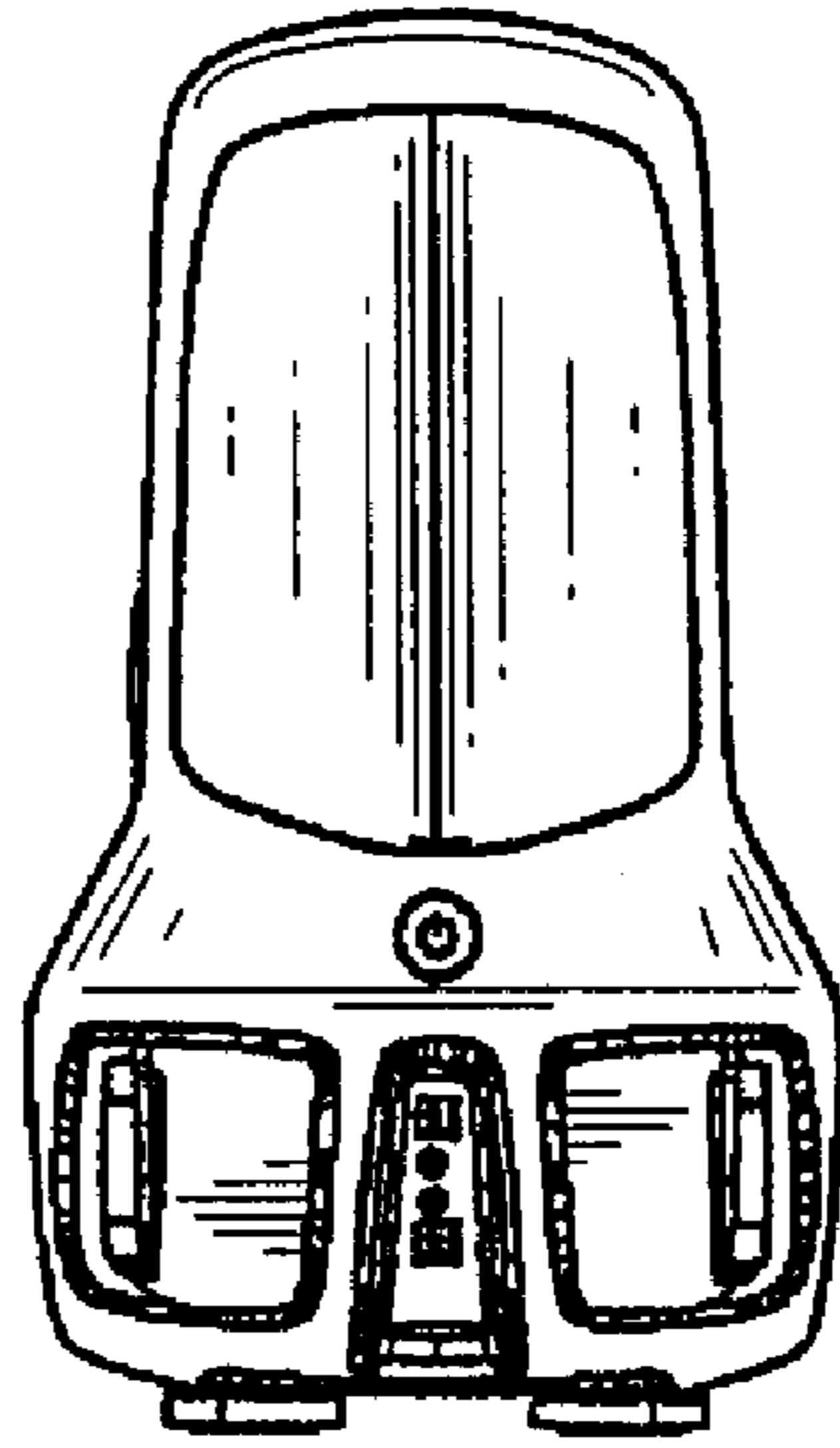


FIG. 2

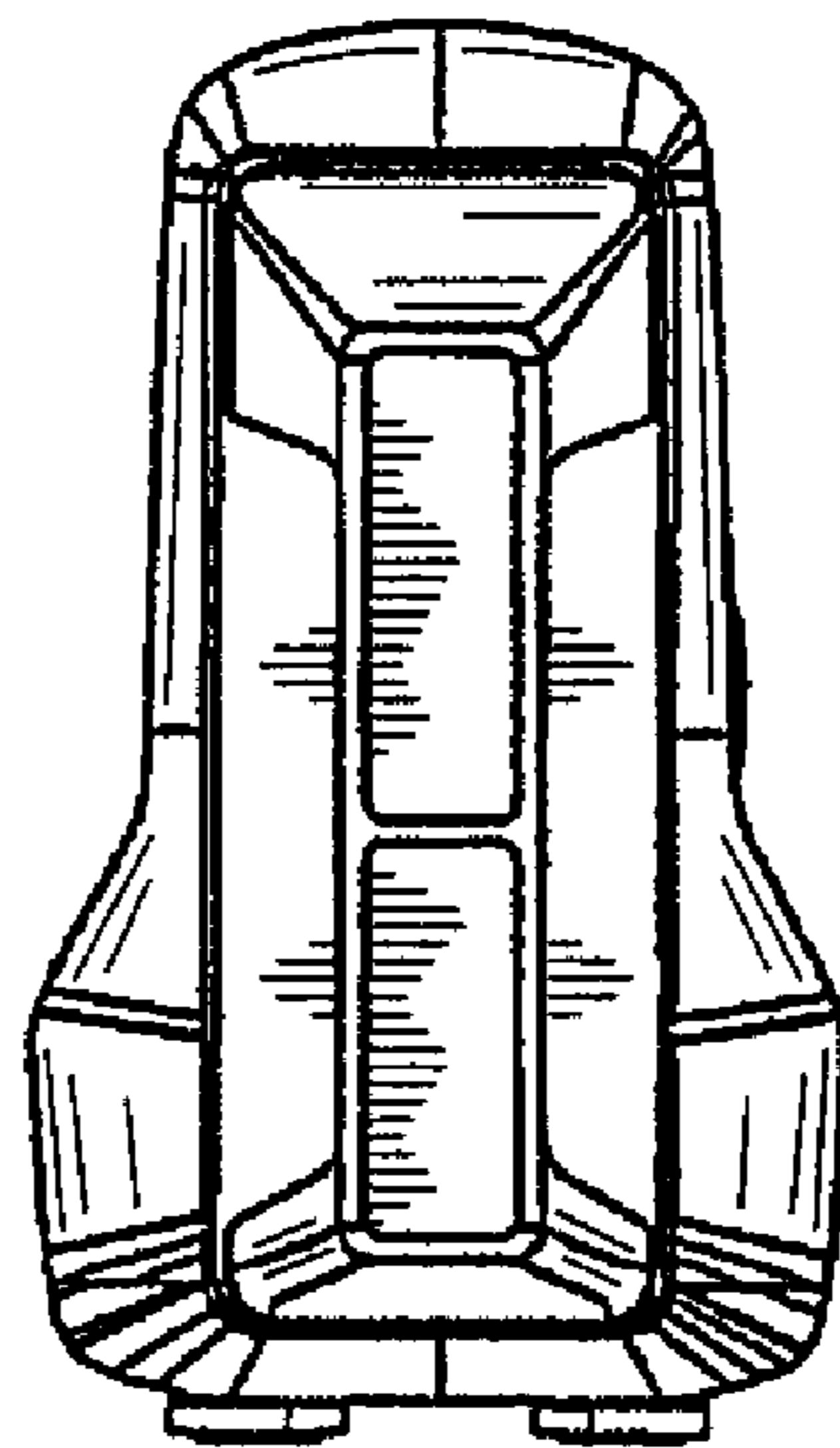


FIG. 3




FIG. 4




FIG. 5




FIG. 6




FIG. 7




FIG.8