

US00D518039S

(12) **United States Design Patent**  
**Geringer**

(10) **Patent No.: US D518,039 S**  
(45) **Date of Patent: \*\* Mar. 28, 2006**

(54) **RELAXATION SOUND MACHINE**  
(75) Inventor: **Joseph Geringer**, Merrimack, NH (US)  
(73) Assignee: **Brookstone Purchasing, Inc.**,  
Merrimack, NH (US)  
(\*\*) Term: **14 Years**

D342,739 S \* 12/1993 Atkin et al. .... D14/217  
D372,249 S \* 7/1996 Pinchuk ..... D14/299  
D464,514 S \* 10/2002 Lewis et al. .... D6/545  
D465,484 S \* 11/2002 Christianson ..... D14/299  
D469,429 S \* 1/2003 Blackman ..... D14/299  
D472,373 S \* 4/2003 Hillman ..... D3/218

\* cited by examiner

(21) Appl. No.: **29/231,008**  
(22) Filed: **May 31, 2005**

*Primary Examiner*—Paula A. Greene  
(74) *Attorney, Agent, or Firm*—Nixon Peabody LLP

(51) **LOC (8) Cl.** ..... **14-99**  
(52) **U.S. Cl.** ..... **D14/299**  
(58) **Field of Classification Search** ..... D14/299,  
D14/154, 155, 158, 160, 217; D3/218, 226,  
D3/315; D6/512, 542, 545; 381/73.1; 181/153;  
222/92, 105, 173, 180, 181.1, 181.3; 446/397,  
446/404, 419

(57) **CLAIM**

I claim the ornamental design for a relaxation sound machine, as shown and described.

See application file for complete search history.

**DESCRIPTION**

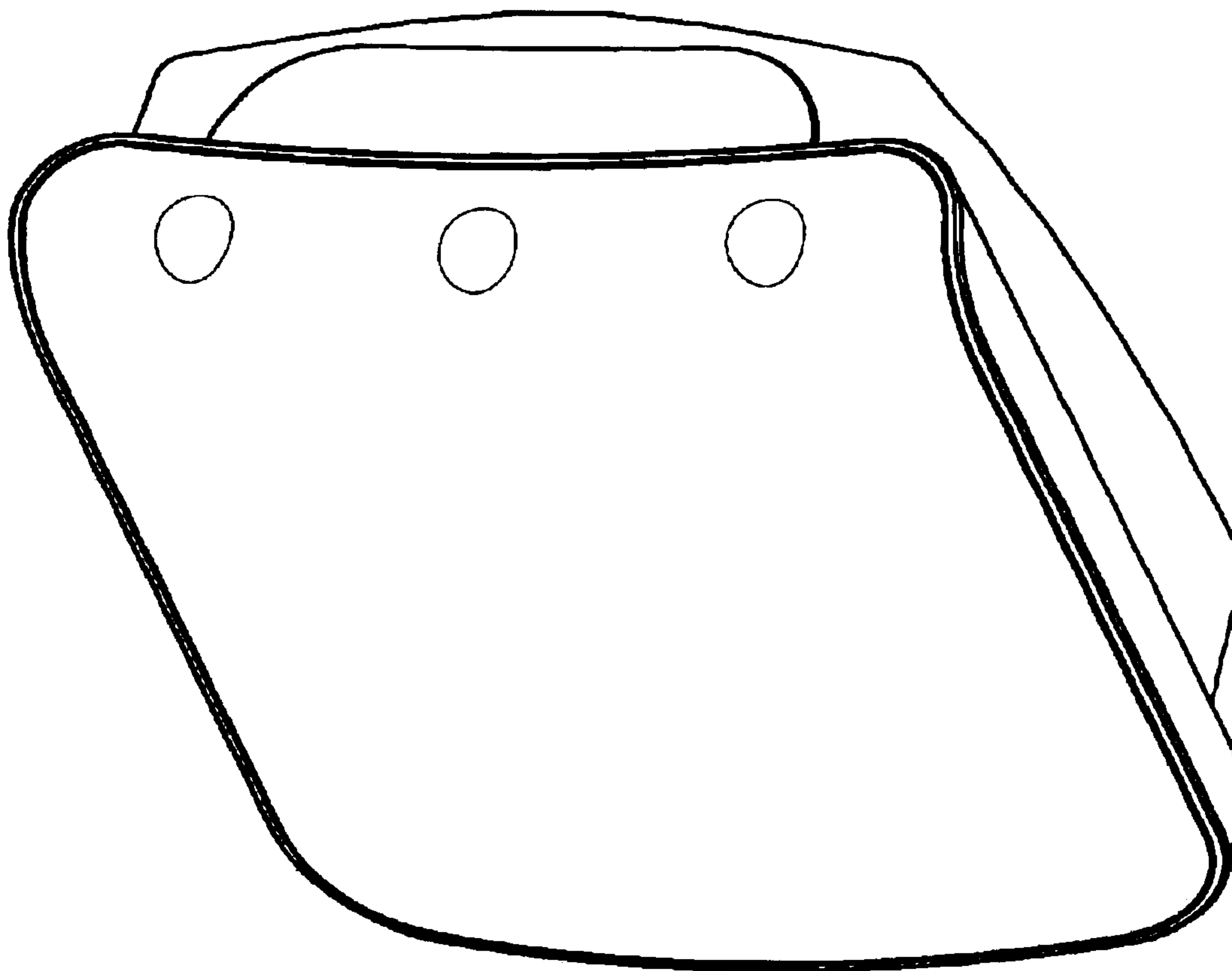
FIG. 1 is a frontal perspective view of the present invention.  
FIG. 2 is a frontal plan view of the present invention.  
FIG. 3 is a rear plan view of the present invention.  
FIG. 4 is a top plan view of the present invention.  
FIG. 5 is a bottom plan view of the present invention; and,  
FIG. 6 is a side plan view of the present invention.

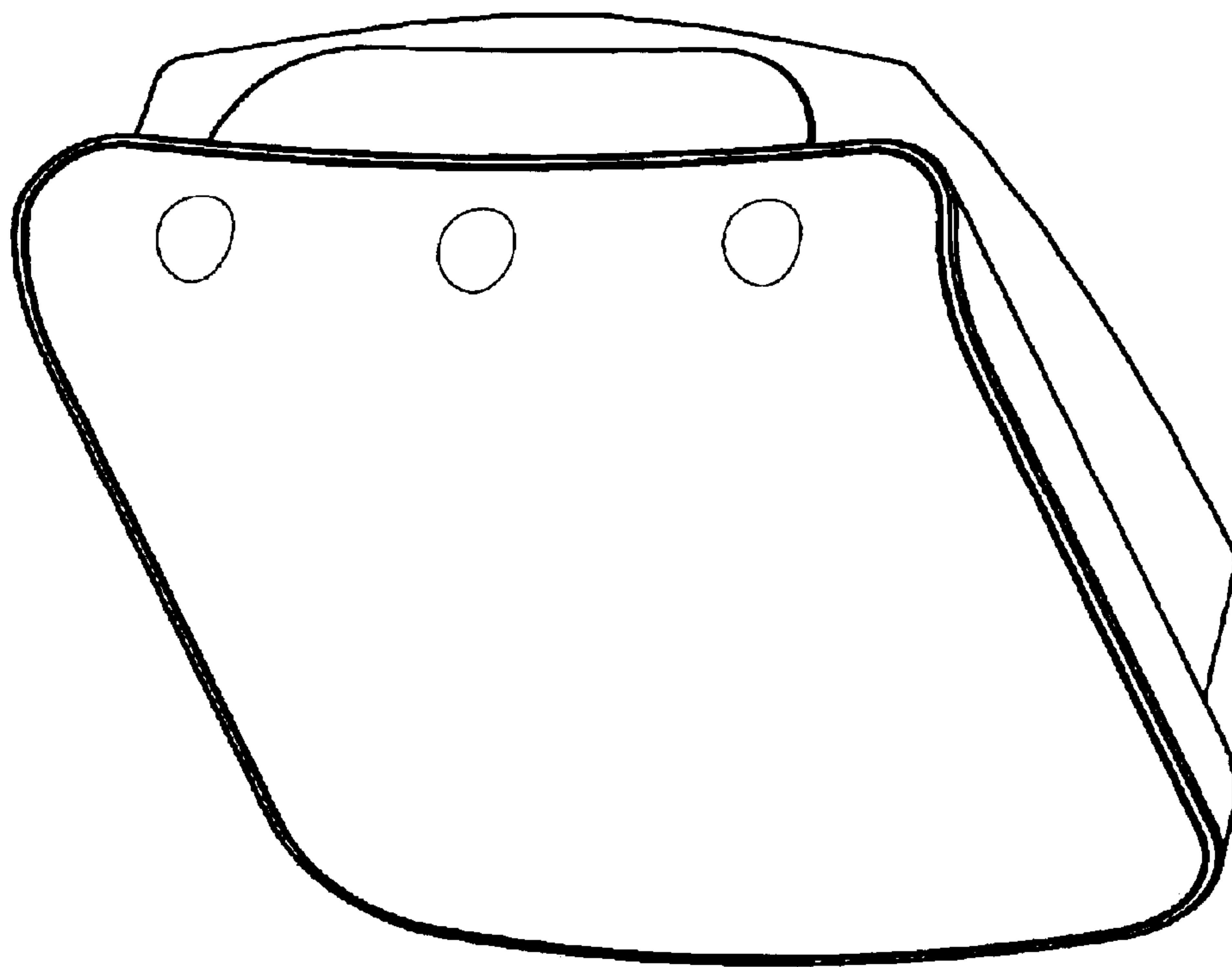
(56) **References Cited**

**U.S. PATENT DOCUMENTS**

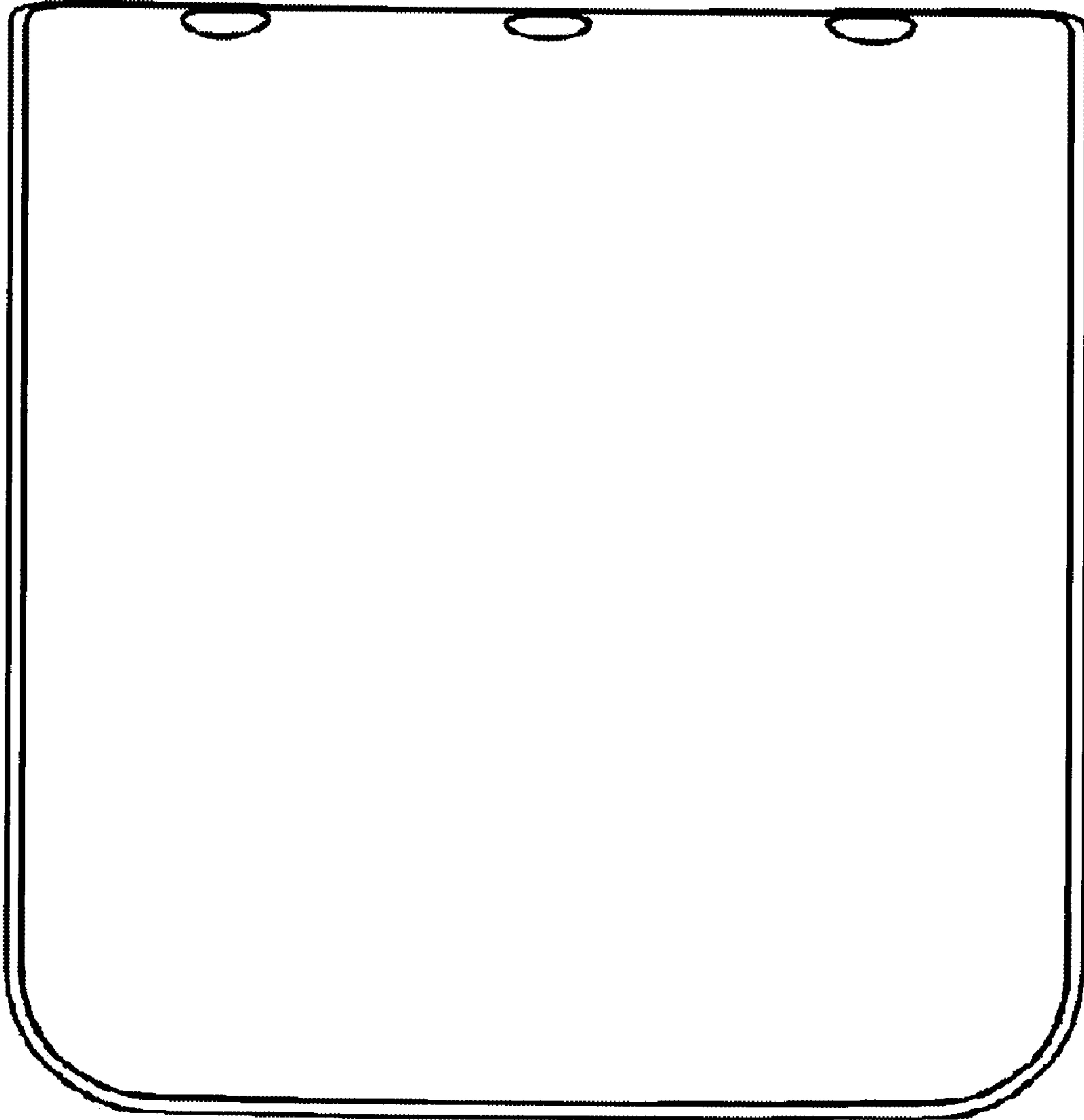
D320,023 S \* 9/1991 Gault ..... D14/299

**1 Claim, 6 Drawing Sheets**






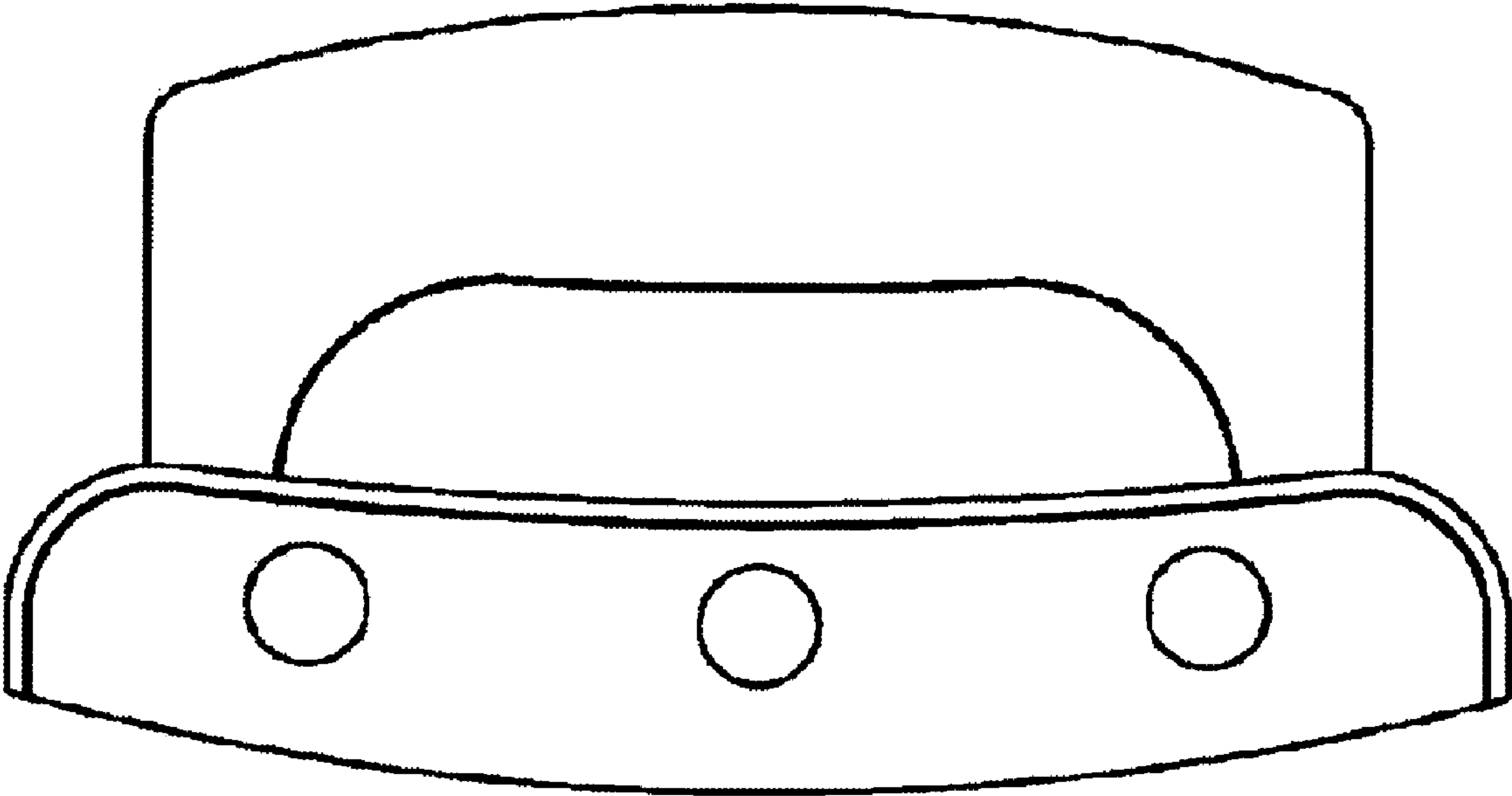
**FIGURE 1**



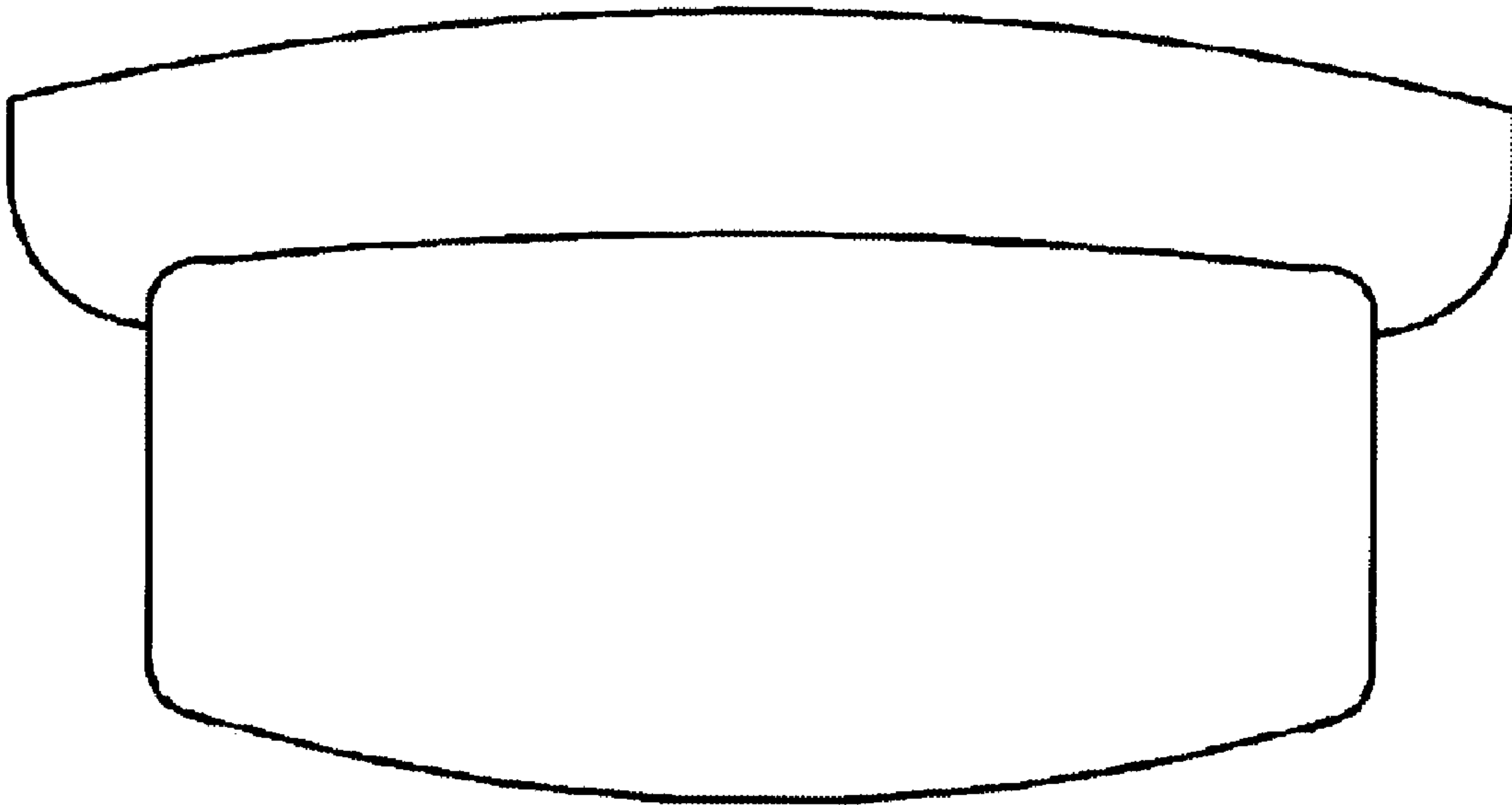
**FIGURE 2**




**FIGURE 3**



**FIGURE 4**



**FIGURE 5**



**FIGURE 6**