



US00D518036S

(12) **United States Design Patent**
Da Silva et al.

(10) **Patent No.: US D518,036 S**
(45) **Date of Patent: ** Mar. 28, 2006**

(54) **PORTABLE COMMUNICATION DEVICE**

(75) Inventors: **Sergio Luis Da Silva**, Jaquariuna (BR);
Donald W. Burnette, Sunrise, FL (US);
Carlos M. Esquivia-Lee, Plantation, FL (US)

(73) Assignee: **Motorola, Inc.**, Schaumburg, IL (US)

(**) Term: **14 Years**

(21) Appl. No.: **29/175,213**

(22) Filed: **Jan. 31, 2003**

(51) **LOC (8) Cl.** **14-03**

(52) **U.S. Cl.** **D14/248**

(58) **Field of Classification Search** D14/253,
D14/242, 250, 148, 240, 138, 144, 248; 379/419,
379/420.02, 420.04, 428.02, 428.04, 400,
379/457

See application file for complete search history.

(56) **References Cited**

U.S. PATENT DOCUMENTS

D406,009 S	2/1999	Wagner et al.	
D422,585 S	4/2000	Ng et al.	
D428,001 S	* 7/2000	Curtis	D14/248
D452,235 S	* 12/2001	Langford et al.	D14/248
D456,376 S	* 4/2002	Vuolteenaho et al.	D14/138
D456,800 S	* 5/2002	Rade	D14/248

D467,913 S	* 12/2002	Lai et al.	D14/248
D475,704 S	* 6/2003	Arbisi	D14/248
D477,817 S	* 7/2003	Luminosu et al.	D14/138
D479,711 S	* 9/2003	Chen et al.	D14/138

FOREIGN PATENT DOCUMENTS

GB 3000117 * 1/2002

* cited by examiner

Primary Examiner—Charles A. Rademaker

(74) *Attorney, Agent, or Firm*—Scott M. Garrett

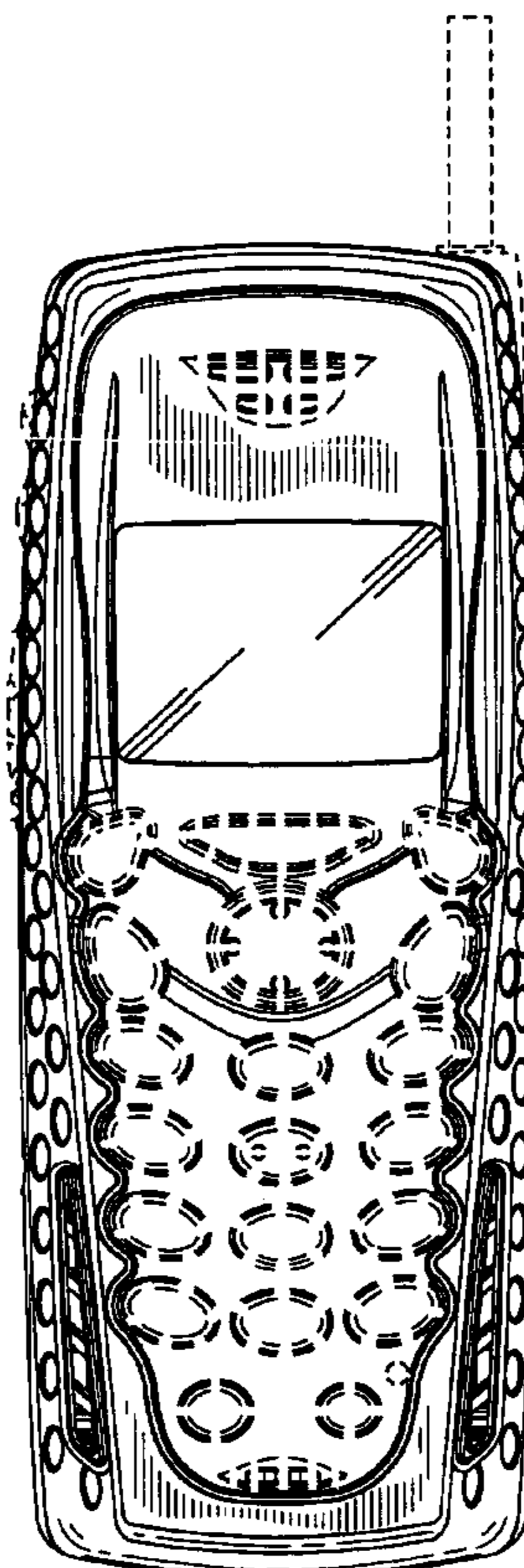
(57) **CLAIM**

The ornamental design for a portable communication device, as shown and described.

DESCRIPTION

FIG. 1 is a front elevational view of a portable communication device in accordance with our new design; FIG. 2 is a rear elevational view thereof; FIG. 3 is a right side elevational view thereof; FIG. 4 is a left side elevational view thereof; FIG. 5 is a top plan view thereof; FIG. 6 is a bottom plan view thereof; and, FIG. 7 is a perspective view thereof. The broken lines showing buttons and other surface structure are for illustrative purposes only and form no part of the claimed design.

1 Claim, 6 Drawing Sheets



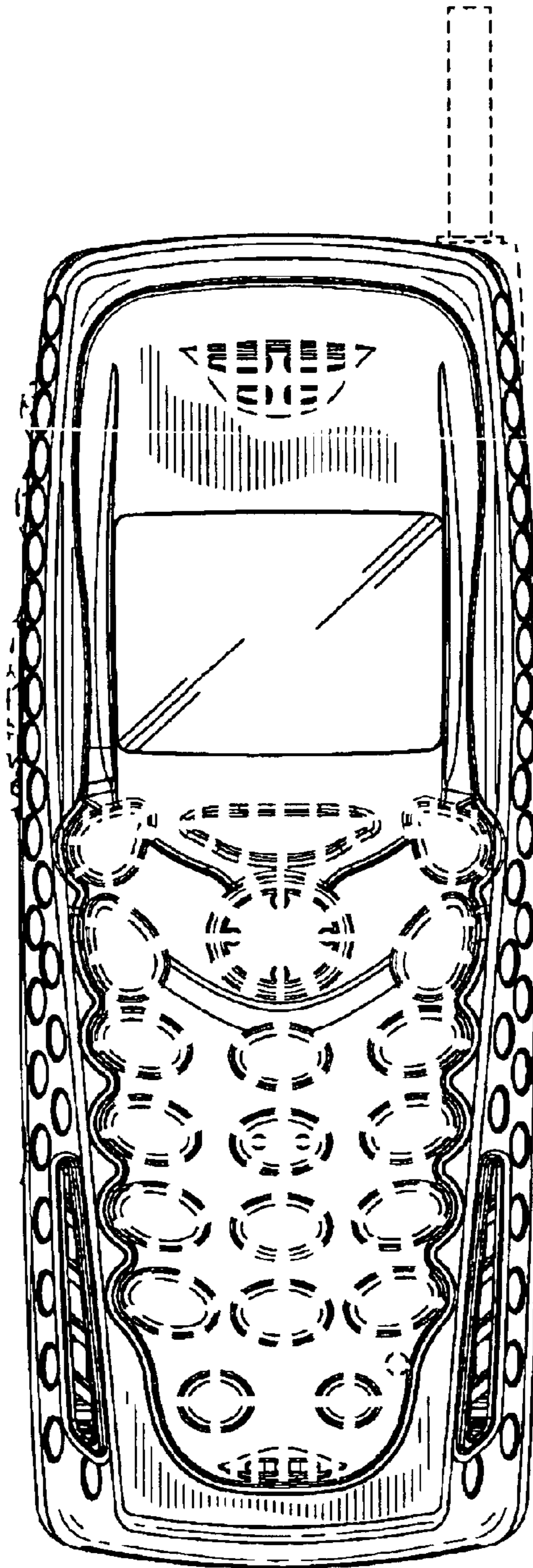


FIG. 1




FIG. 2

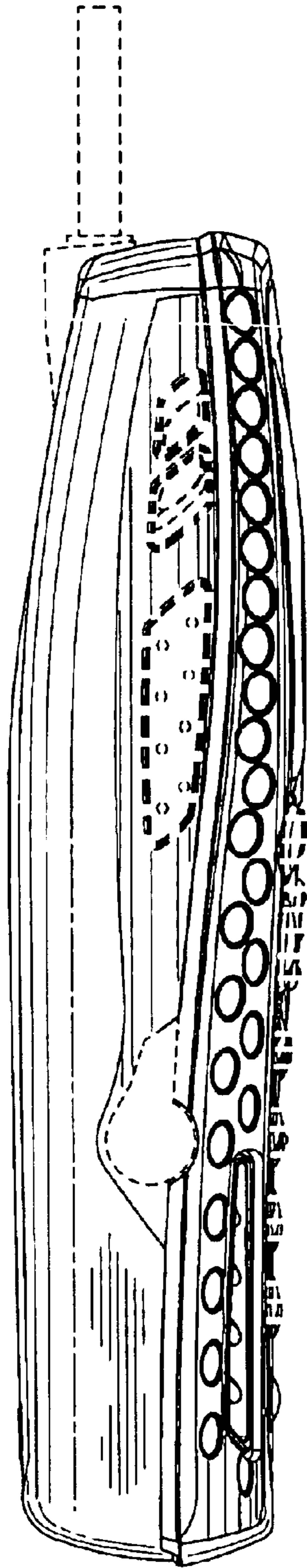


FIG. 3

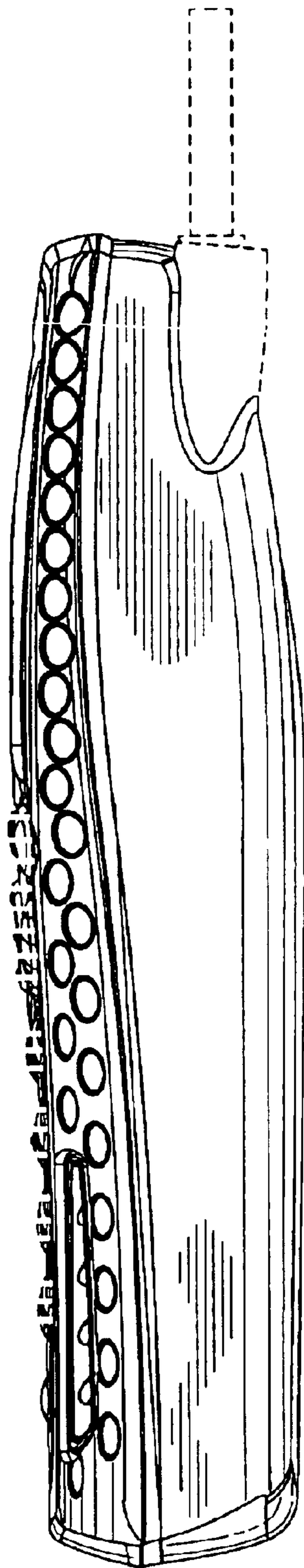


FIG. 4

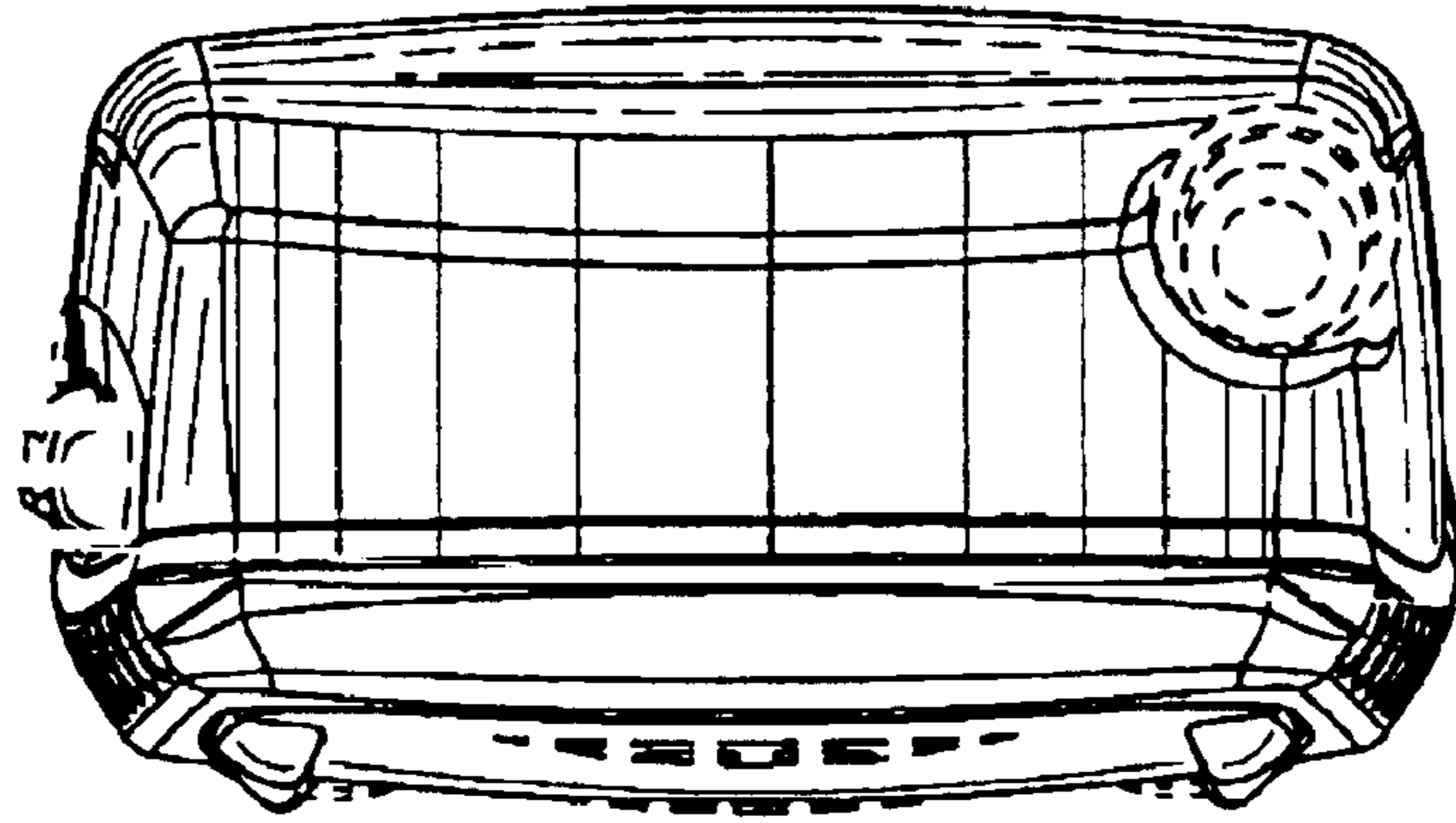


FIG. 5

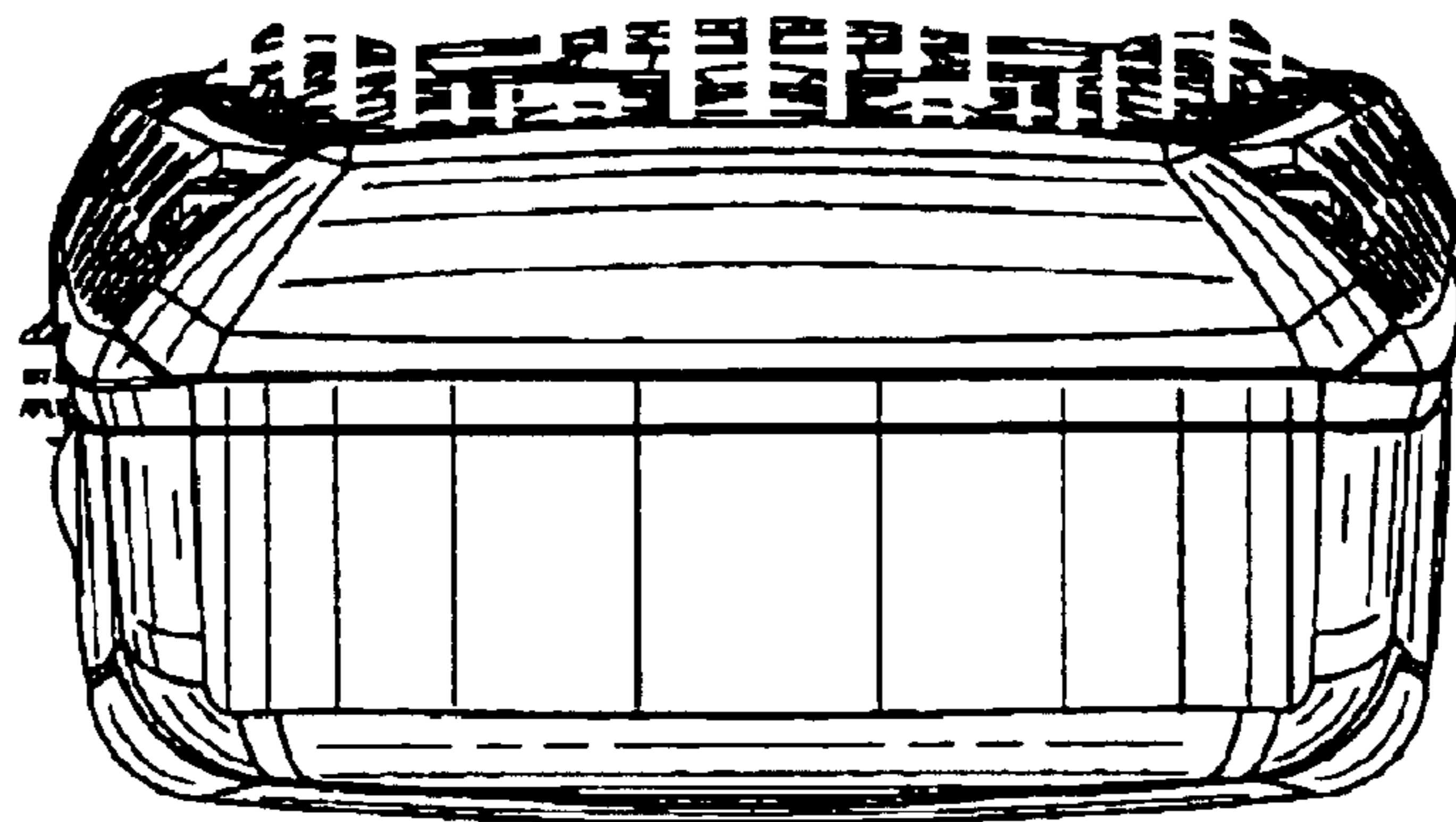


FIG. 6

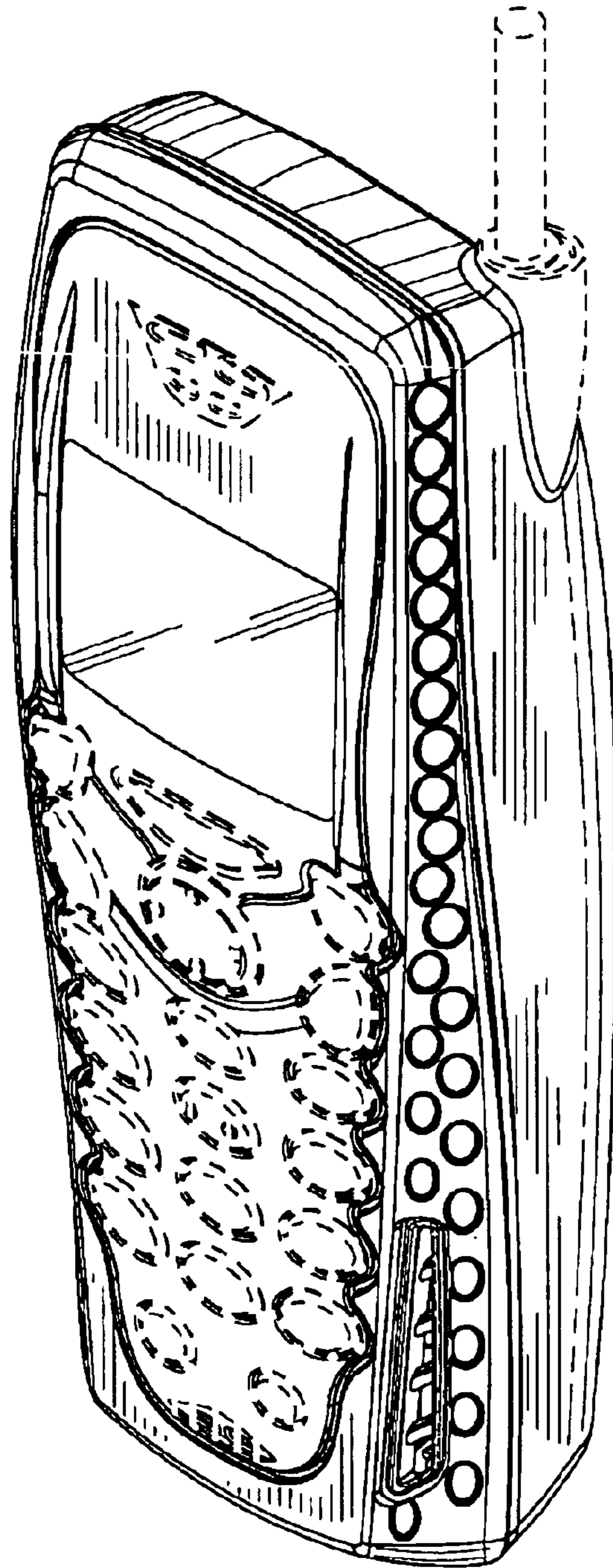


FIG. 7