



US00D518035S

(12) **United States Design Patent** (10) **Patent No.:** **US D518,035 S**
Storti et al. (45) **Date of Patent:** **** Mar. 28, 2006**

(54) **BASE FOR BROADBAND ROUTER ENCLOSURE**
(75) Inventors: **William J. Storti**, Haverford, PA (US);
Evan A. Groat, Lansdale, PA (US);
Yucheng Jin, Chalfont, PA (US); **Trent H. Punnett**, San Diego, CA (US)

(73) Assignee: **General Instrument Corporation**,
Horsham, PA (US)

(**) Term: **14 Years**

(21) Appl. No.: **29/200,528**

(22) Filed: **Mar. 1, 2004**

(51) **LOC (8) Cl.** **14-03**

(52) **U.S. Cl.** **D14/240**

(58) **Field of Classification Search** D14/240,
D14/242, 3, 553, 140, 358; 379/333-337,
379/730, 826, 828, 387, 399.01, 399.02,
379/413.02, 413.04, 419, 420, 67.01; 455/19;
361/728, 730, 600, 622

See application file for complete search history.

(56) **References Cited**

U.S. PATENT DOCUMENTS

D363,284 S * 10/1995 Solomita D14/149
D377,339 S * 1/1997 Beruscha et al. D13/184
D395,434 S * 6/1998 Fincher, Jr. D14/242

D413,331 S * 8/1999 Martinson D14/240
D413,893 S * 9/1999 Luzbetak et al. D14/240
D473,221 S * 4/2003 Gargani et al. D14/240
D490,404 S * 5/2004 Chan D14/240
D494,152 S * 8/2004 Sabick et al. D14/149

FOREIGN PATENT DOCUMENTS

GB 2077570 * 12/1998
GB 3012635 * 5/2003

* cited by examiner

Primary Examiner—Charles A. Rademaker

(74) *Attorney, Agent, or Firm*—Benjamin D. Driscoll

(57) **CLAIM**

The ornamental design for a base for broadband router enclosure, as shown and described.

DESCRIPTION

FIG. 1 is a front perspective view of a base for broadband router enclosure showing our new design.

FIG. 2 is a top view of the base of FIG. 1;

FIG. 3 is a bottom view of the base of FIG. 1;

FIG. 4 is a side end view of the base of FIG. 1;

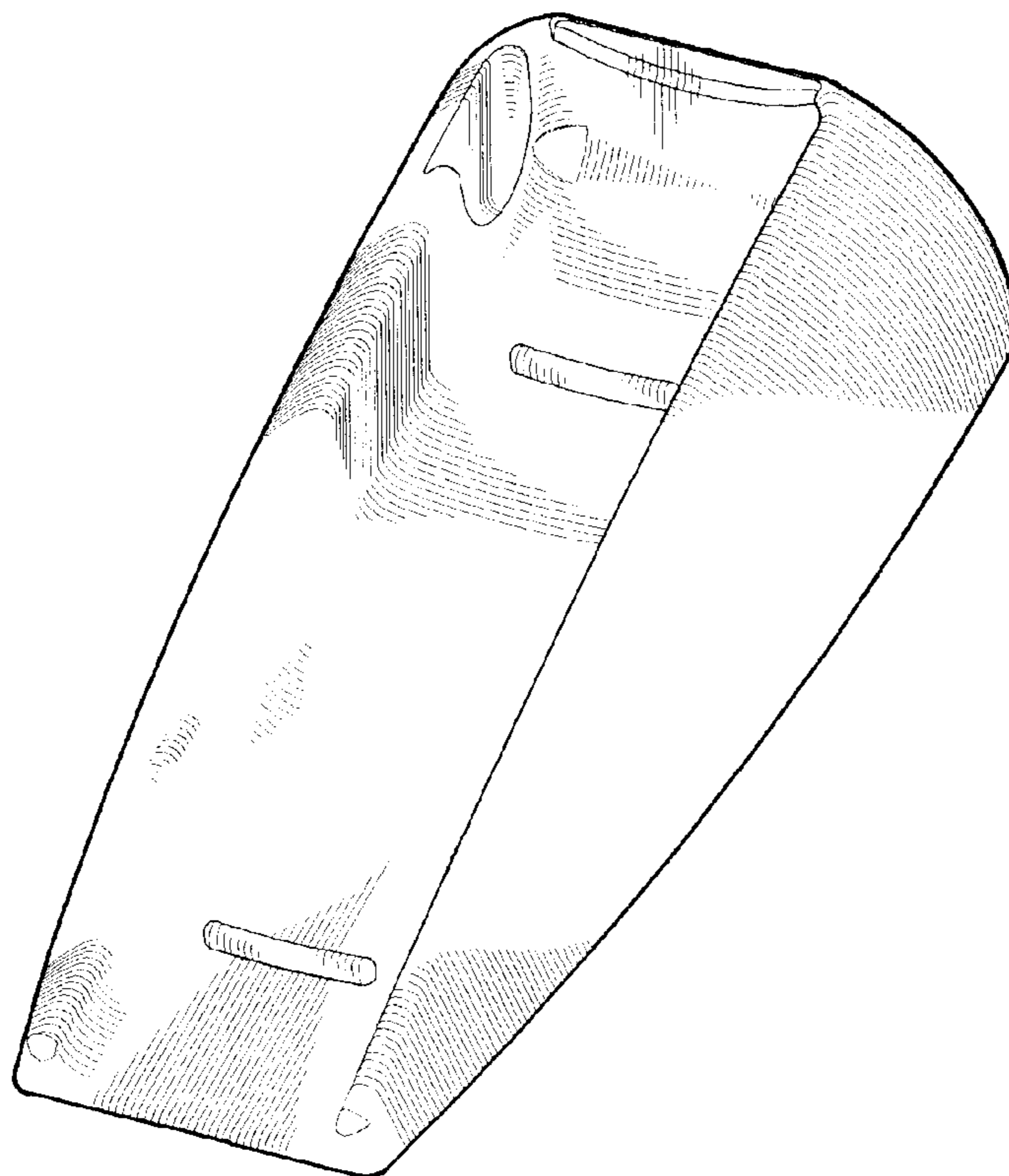
FIG. 5 is an opposite side end view of the base of FIG. 1;

FIG. 6 is a back view of the base of FIG. 1; and,

FIG. 7 is a front view of the base of FIG. 1.

The portions drawn in broken lines are shown for illustrative purposes only and do not form part of the claimed design.

1 Claim, 3 Drawing Sheets



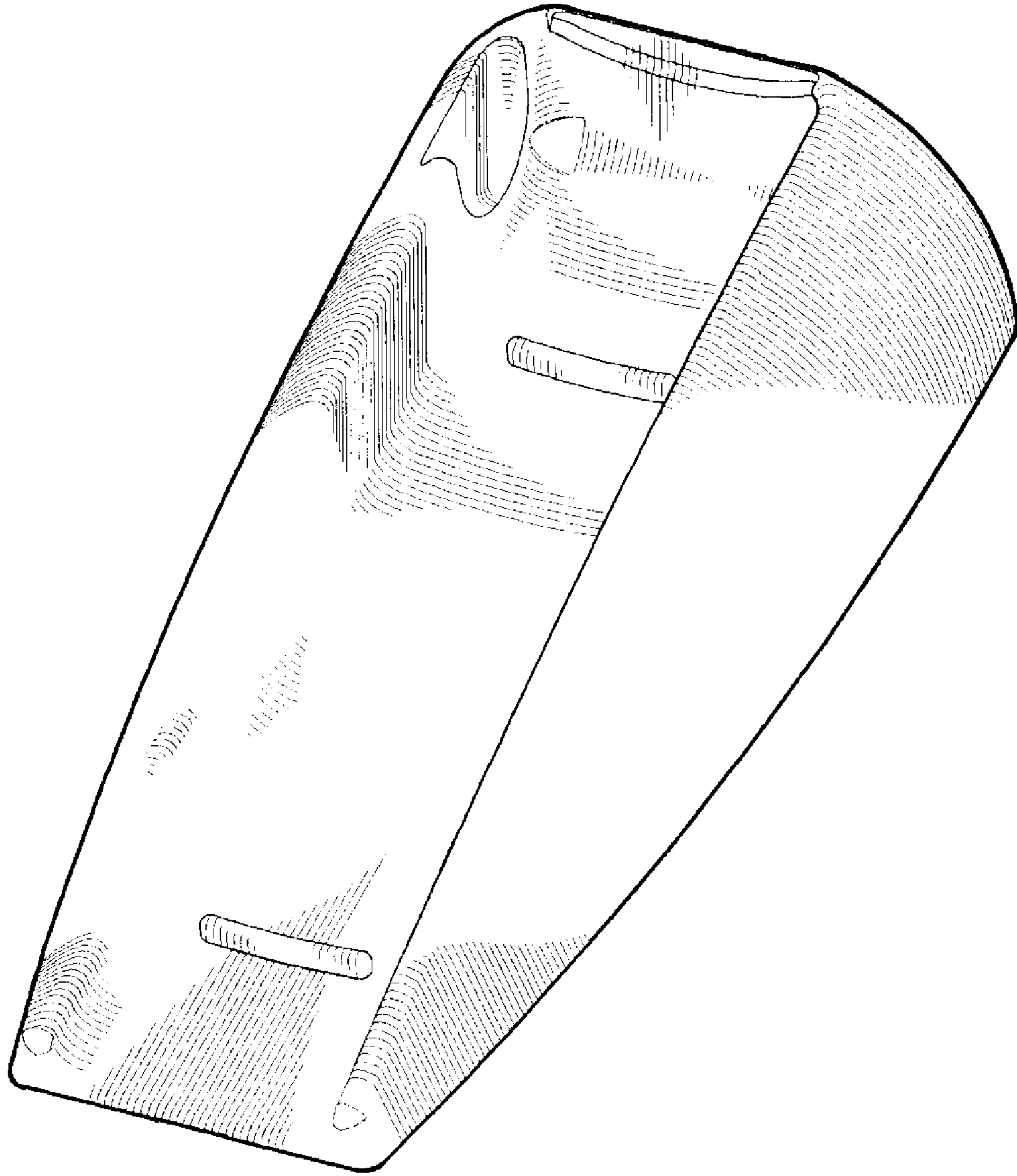


FIG. 1




FIG. 2

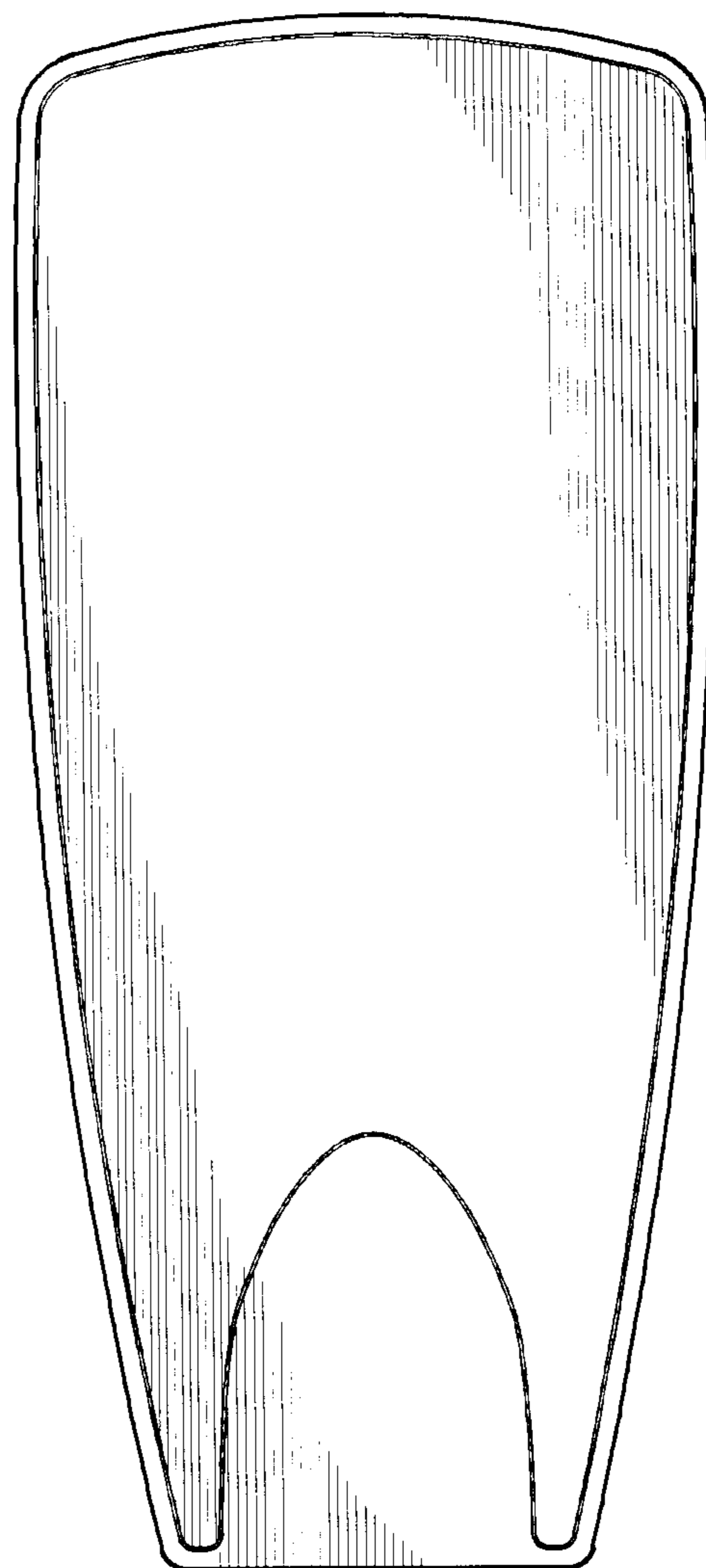


FIG. 3




FIG. 4




FIG. 5

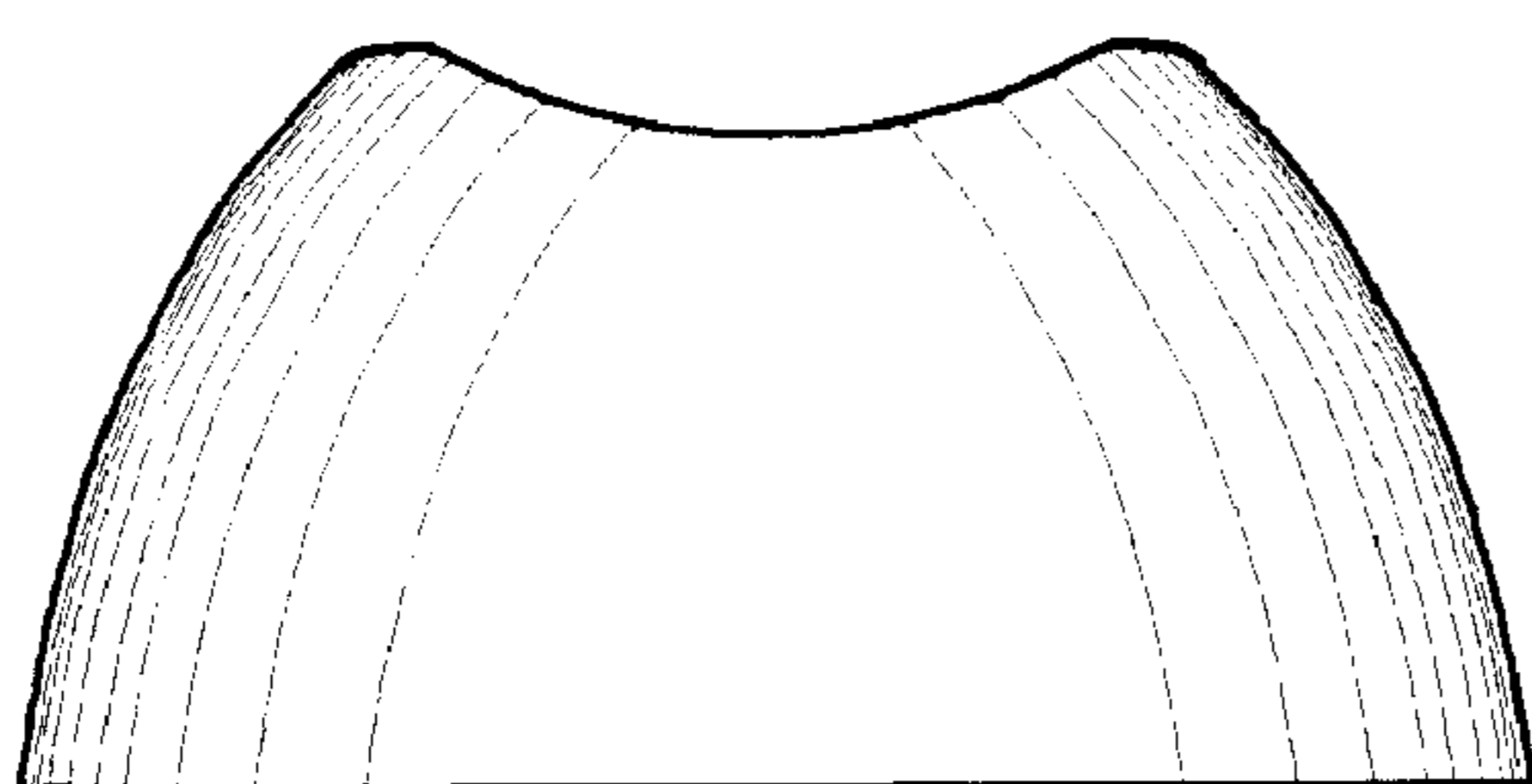


FIG. 6

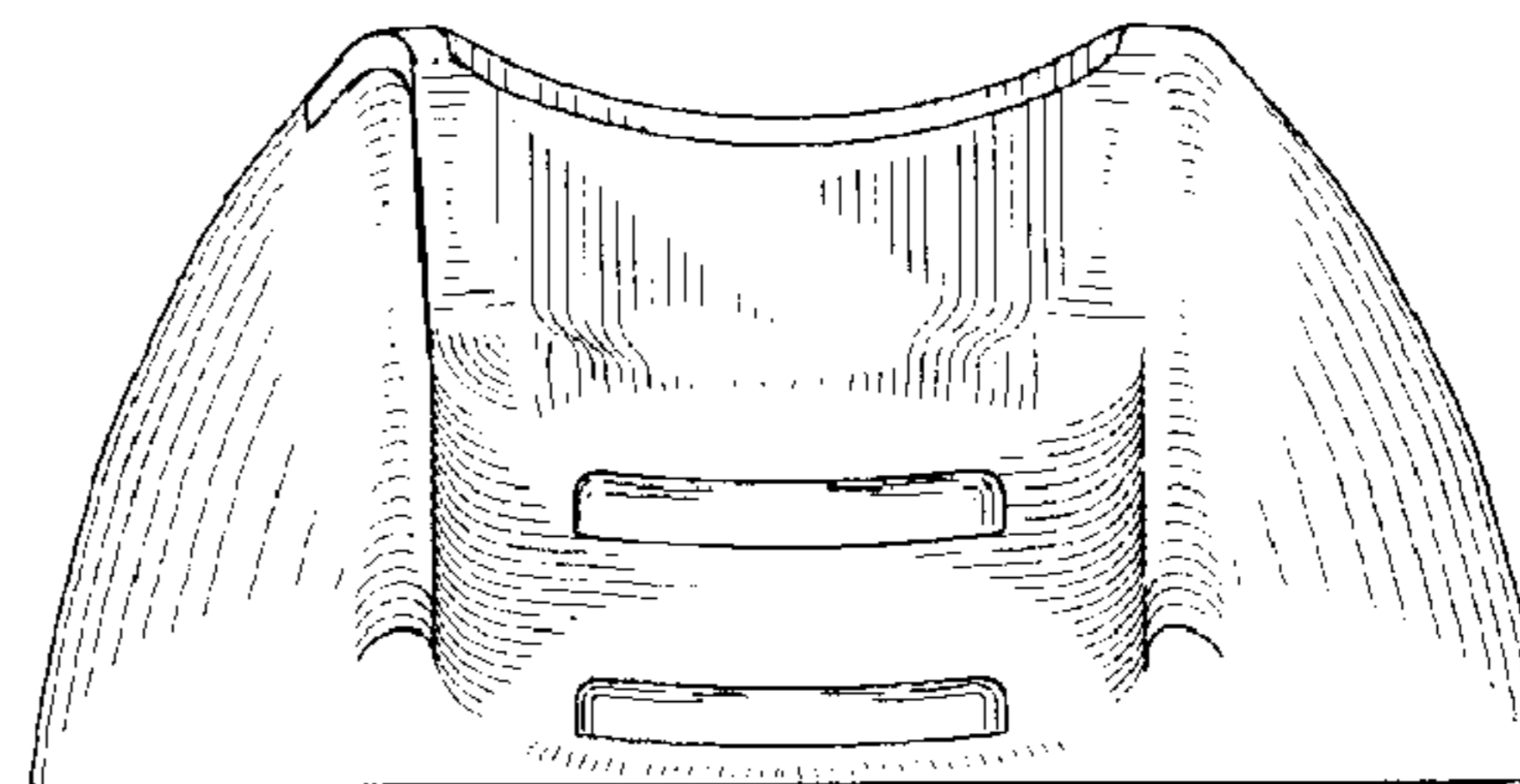


FIG. 7