



US00D518018S

(12) **United States Design Patent**  
**Hirano et al.**

(10) **Patent No.:** **US D518,018 S**  
(45) **Date of Patent:** **\*\* Mar. 28, 2006**

(54) **DISC PLAYER**

FOREIGN PATENT DOCUMENTS

(75) Inventors: **Shinpei Hirano**, Tokyo (JP); **Shigeaki Suzuki**, Tokyo (JP); **Tsutomu Tsuchiya**, Tokyo (JP)

HK 0412031.3 S 9/2004

OTHER PUBLICATIONS

(73) Assignee: **Sony Corporation**, Tokyo (JP)

“ATRAC CD Walkman Player D-NE300”, [ttp://news.sel.sony.com/digitalimages/photo](http://news.sel.sony.com/digitalimages/photo).

(\*\*) Term: **14 Years**

“Psyc CD Walkman D-NE300”, [ttp://news.sel.sony.com/digitalimages/photo](http://news.sel.sony.com/digitalimages/photo).

(21) Appl. No.: **29/225,810**

\* cited by examiner

(22) Filed: **Mar. 22, 2005**

*Primary Examiner*—Nanda Bondade

(51) **LOC (8) Cl.** ..... **14-01**

(74) *Attorney, Agent, or Firm*—Rader, Fishman & Grauer PLLC

(52) **U.S. Cl.** ..... **D14/156**

(58) **Field of Classification Search** ..... D14/135-136, D14/156-157, 160-165, 167-168, 188, 217, D14/257, 258, 445; 360/99.02, 99.07; 369/75.11, 369/75.21, 77.21, 77.11; 720/612, 619, 647, 720/655; 455/344, 347-351

(57) **CLAIM**

See application file for complete search history.

The ornamental design for a disc player, as shown.

**DESCRIPTION**

(56) **References Cited**

**U.S. PATENT DOCUMENTS**

D376,800 S	12/1996	Shudo	
D431,544 S	10/2000	Kobayashi	
D452,856 S	* 1/2002	Wei	D14/156
D462,942 S	* 9/2002	Murakami	D14/156
D478,887 S	* 8/2003	Jerome	D14/156
D488,796 S	4/2004	Hirano	

FIG. 1 is a perspective view of a disc player showing our new design;

FIG. 2 is a front elevational view thereof;

FIG. 3 is a rear elevational view thereof;

FIG. 4 is a left side elevational view thereof;

FIG. 5 is a right side elevational view thereof;

FIG. 6 is a top plan view thereof; and,

FIG. 7 is a bottom plan view thereof.

**1 Claim, 5 Drawing Sheets**

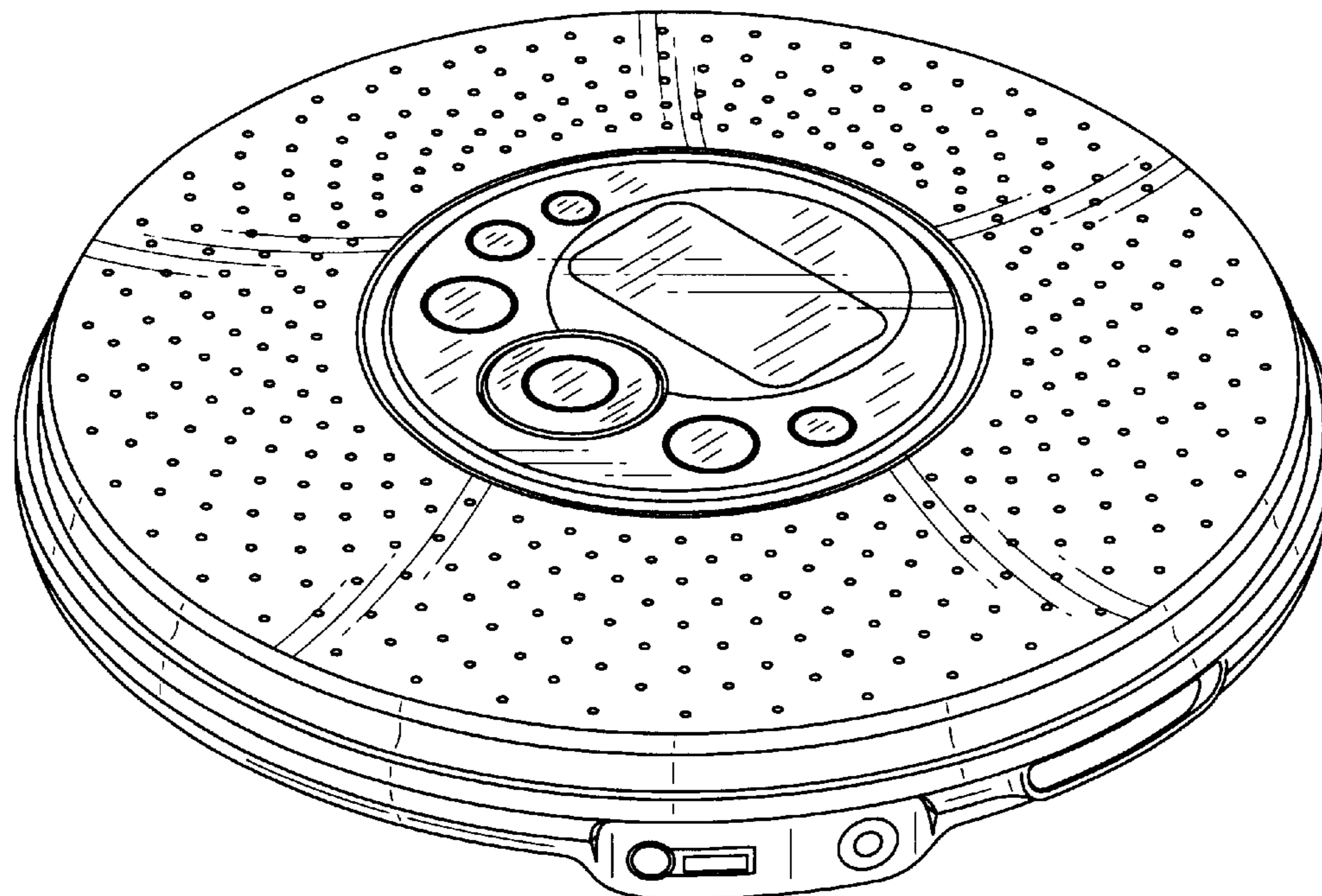


Fig.1

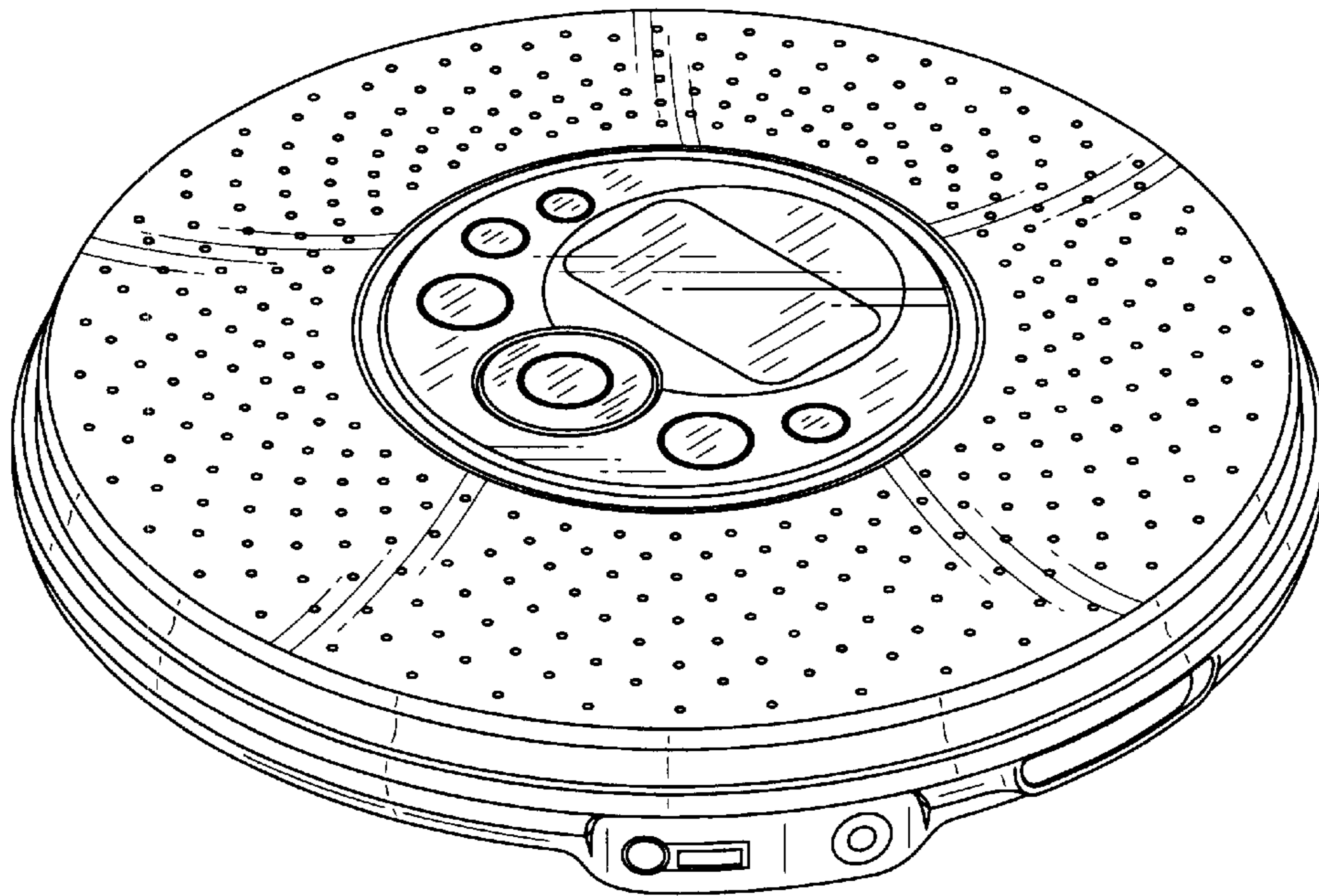


Fig.2

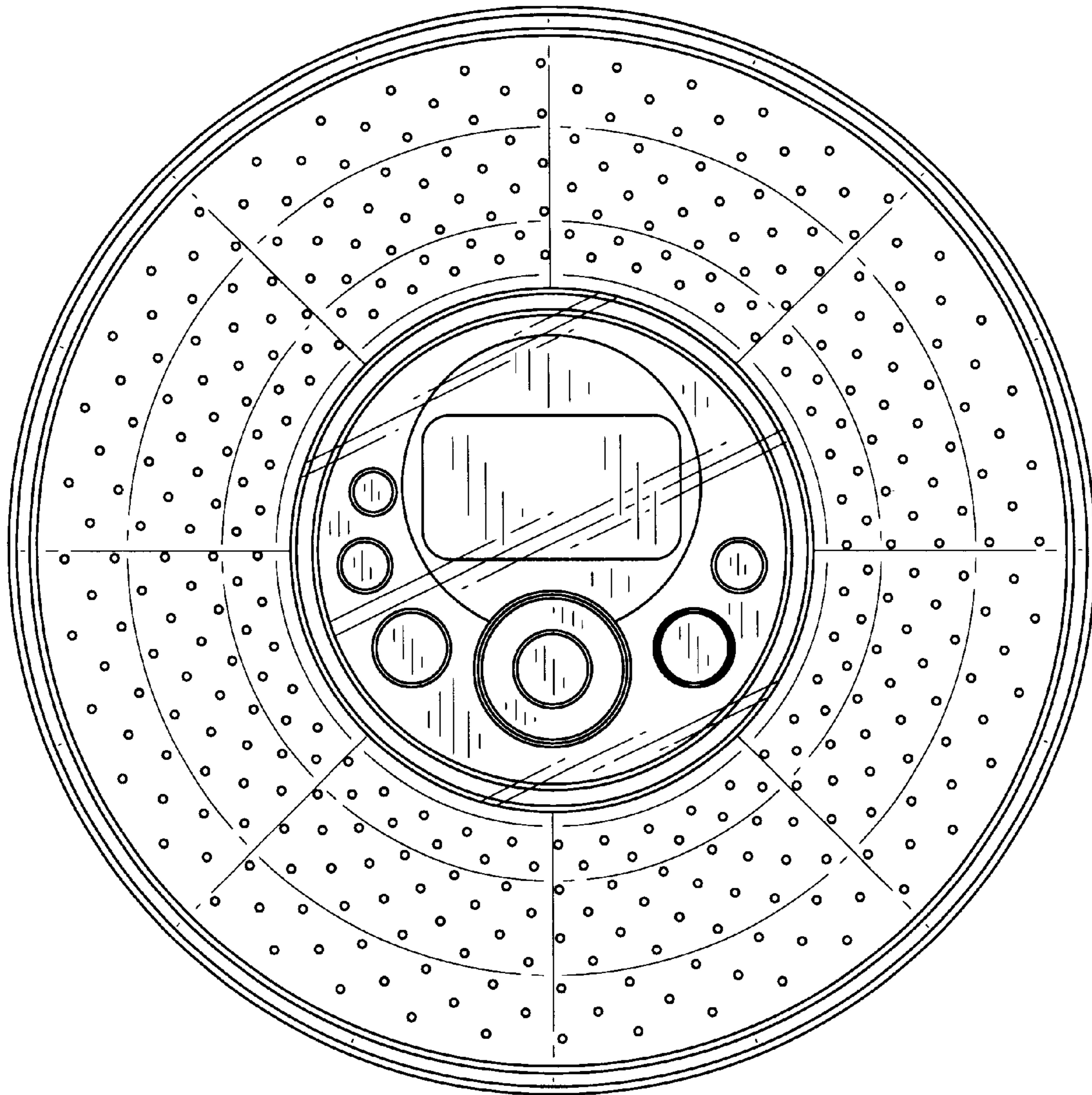


Fig.3

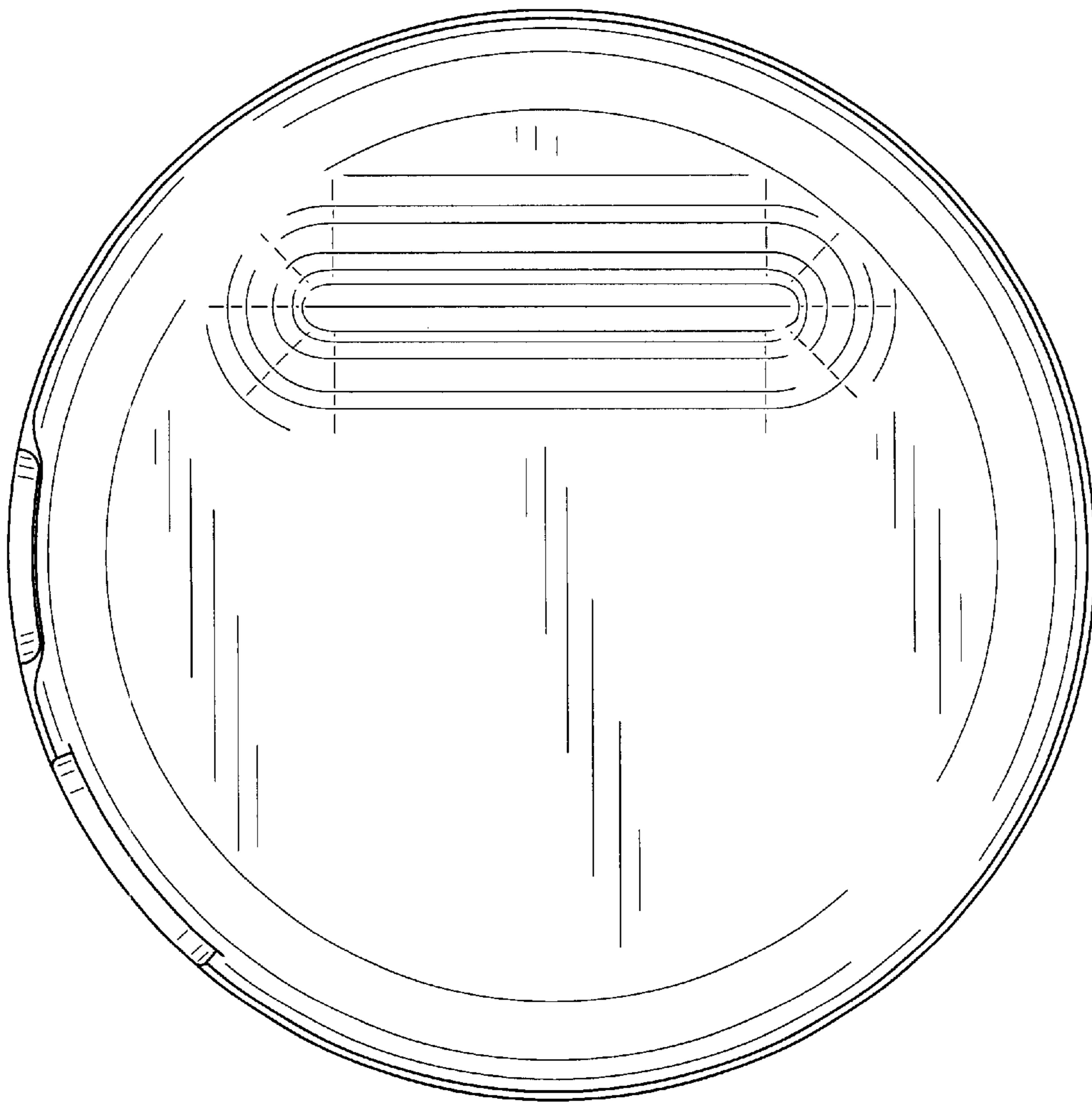


Fig.4

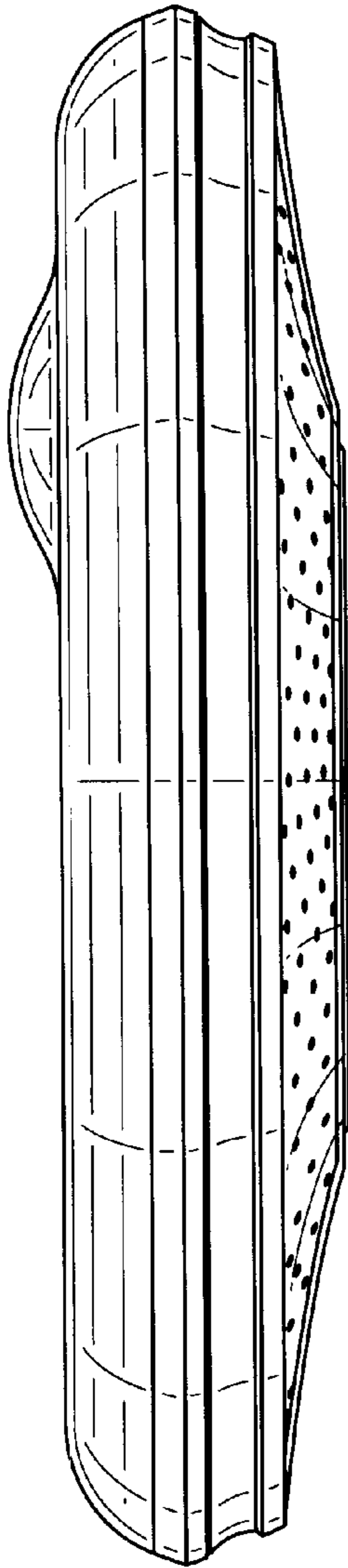


Fig.5

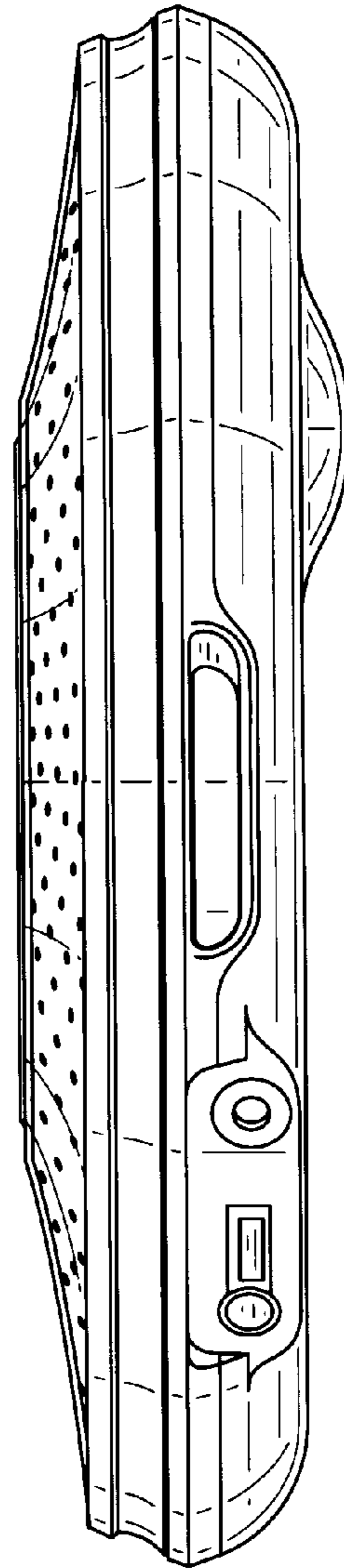


Fig.6

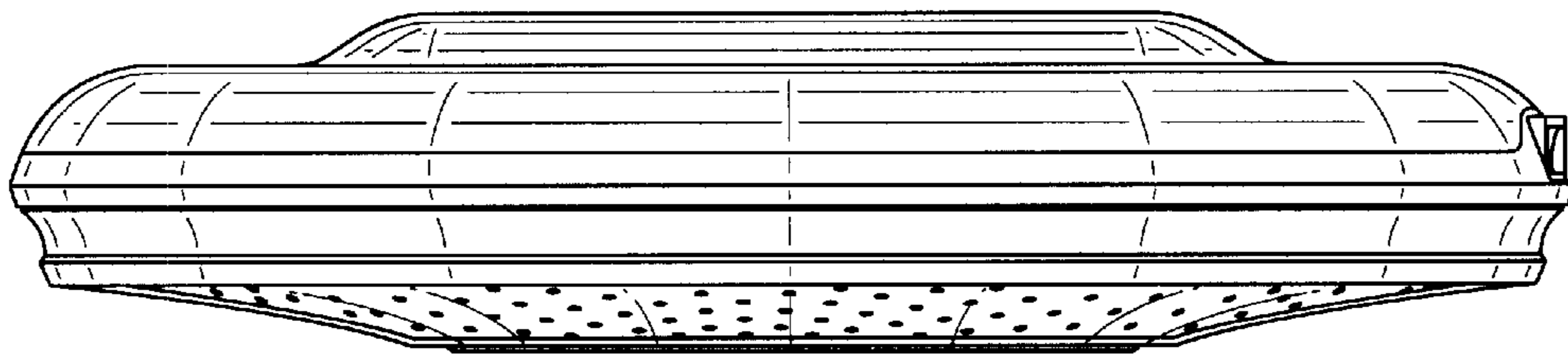


Fig.7

