

US00D517990S

(12) **United States Design Patent**
de Jonge et al.

(10) **Patent No.:** **US D517,990 S**
(45) **Date of Patent:** **** Mar. 28, 2006**

(54) **SYSTEM CONNECTOR**
(75) Inventors: **Johannes de Jonge**, Södra Sandby
(SE); **Peter Jaeger**, Dussen (NL)
(73) Assignee: **Sony Ericsson Mobile**
Communications AB, Lund (SE)
(**) Term: **14 Years**

(21) Appl. No.: **29/218,794**
(22) Filed: **Dec. 8, 2004**

(30) **Foreign Application Priority Data**
Jun. 10, 2004 (EM) 000187158-0002
(51) **LOC (8) Cl.** **13-03**
(52) **U.S. Cl.** **D13/147**
(58) **Field of Classification Search** D13/146-147,
D13/154, 199; 439/79, 108, 357, 358, 567,
439/607
See application file for complete search history.

(56) **References Cited**
U.S. PATENT DOCUMENTS
4,975,075 A * 12/1990 Jinno et al. 439/353
4,979,910 A * 12/1990 Revil et al. 439/357
5,588,877 A * 12/1996 Davis et al. 439/660
6,231,390 B1 * 5/2001 Chang 439/607

D453,145 S * 1/2002 Sato et al. D13/147
6,350,159 B1 * 2/2002 Wu 439/680
6,383,010 B1 * 5/2002 Mayo et al. 439/357
6,461,187 B1 * 10/2002 Chen 439/358
D478,869 S * 8/2003 Zhang D13/147
D481,360 S * 10/2003 Kuroki et al. D13/147

* cited by examiner

Primary Examiner—Stella Reid
Assistant Examiner—Daniel Bui
(74) *Attorney, Agent, or Firm*—Albihns Stockholm AB

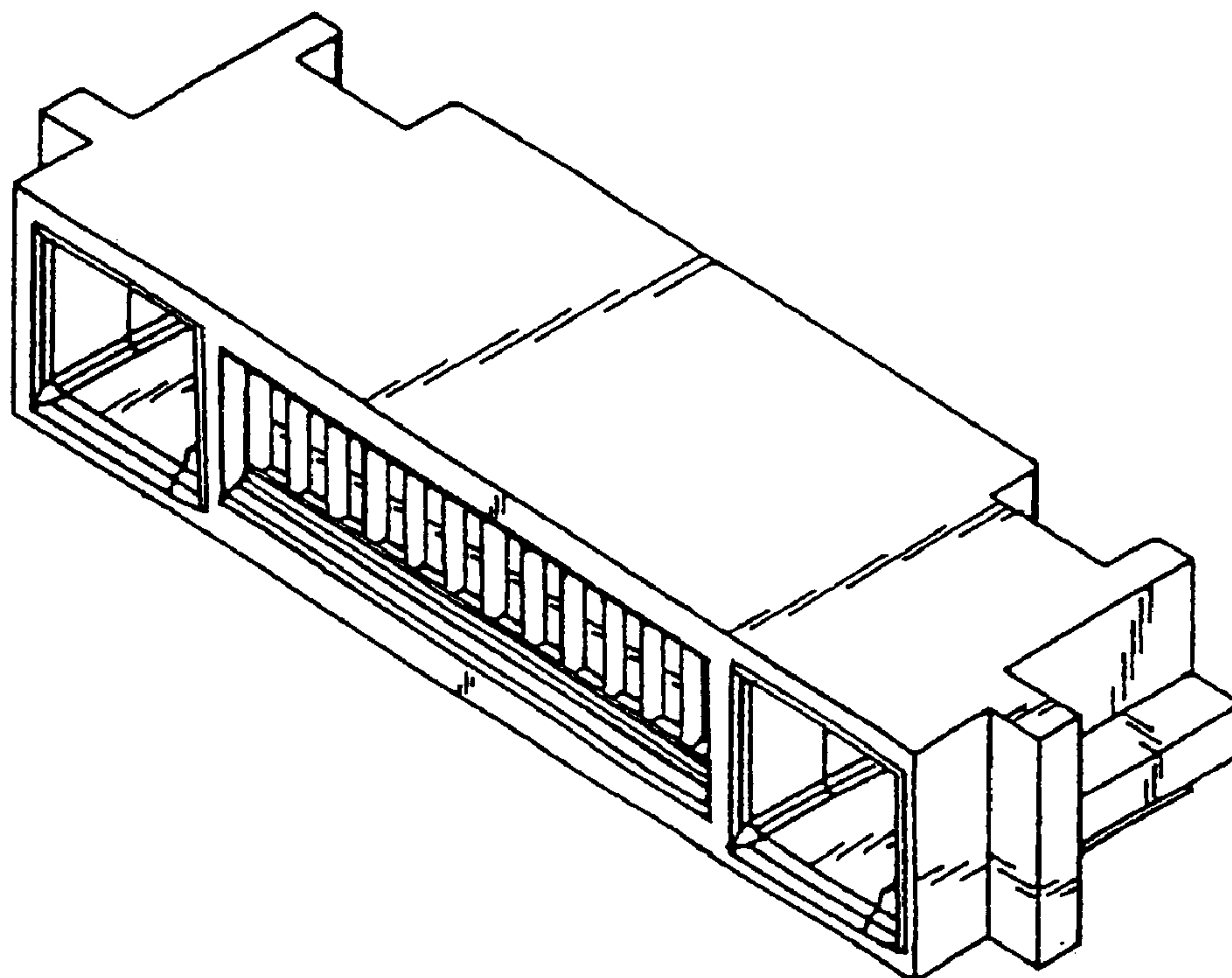
(57) **CLAIM**

The ornamental design for a system connector, as shown and described.

DESCRIPTION

FIG. 1 is an upper left perspective view of a system connector according to our new design; FIG. 2 is a bottom plan view thereof; FIG. 3 is a front view thereof; FIG. 4 is a top plan view thereof; FIG. 5 is a rear view thereof; FIG. 6 is a left side view thereof; and, FIG. 7 is a right side view thereof. The broken line included depicts environment and is not part of the claimed design.

1 Claim, 1 Drawing Sheet



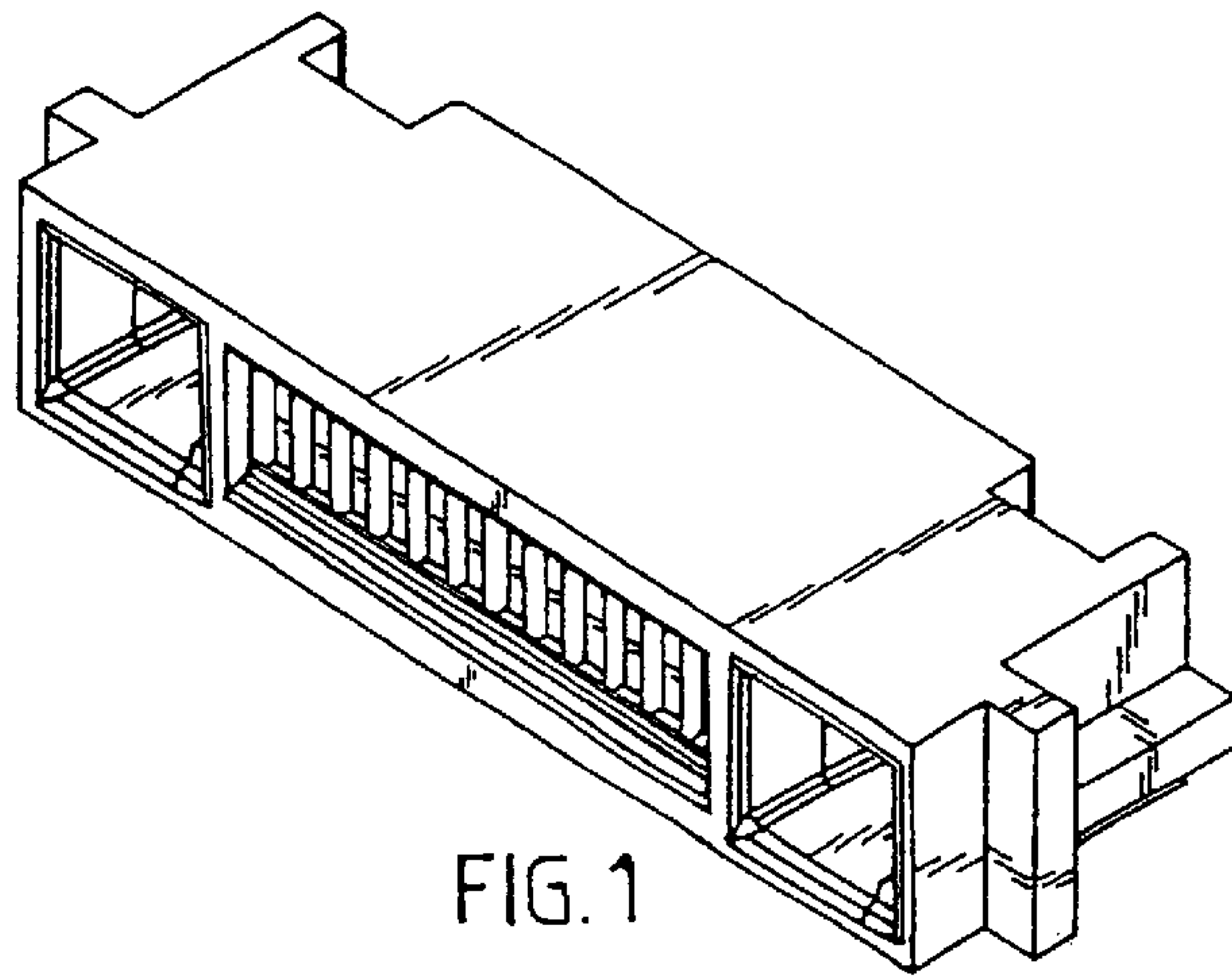


FIG. 1

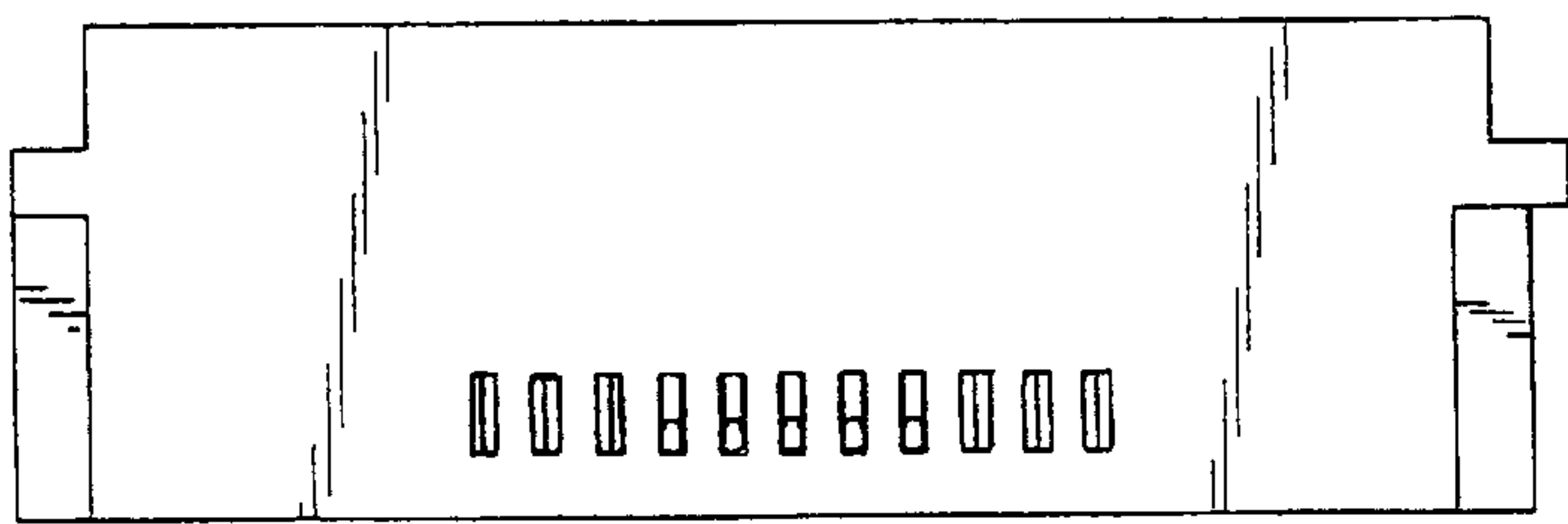


FIG. 2

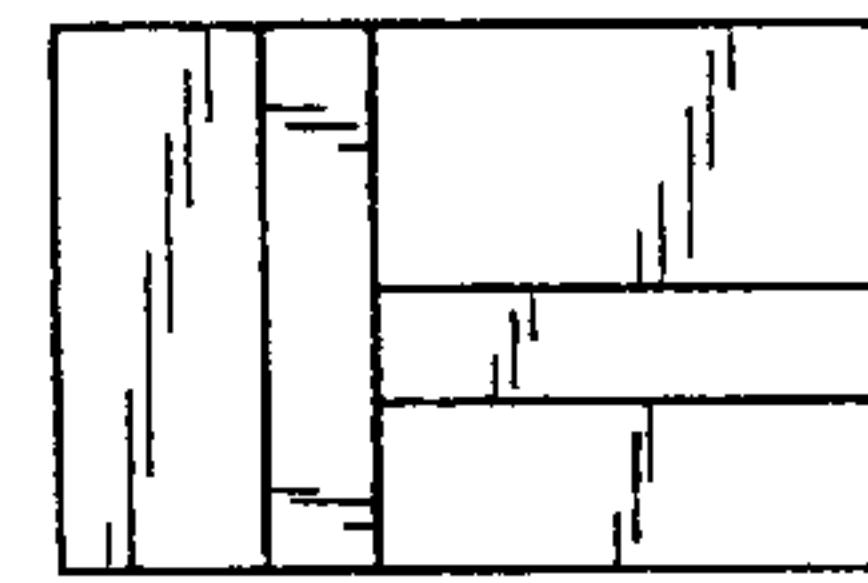


FIG. 6




FIG. 3

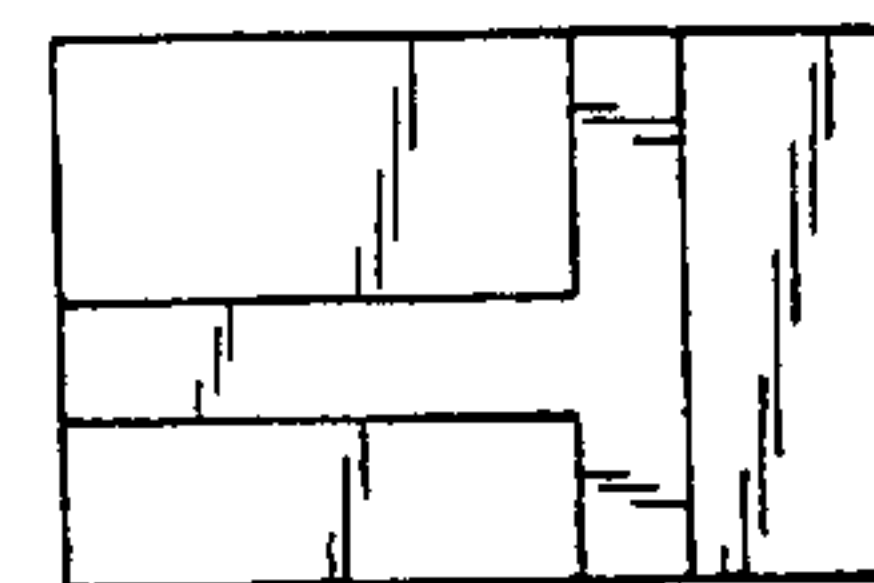


FIG. 7




FIG. 4

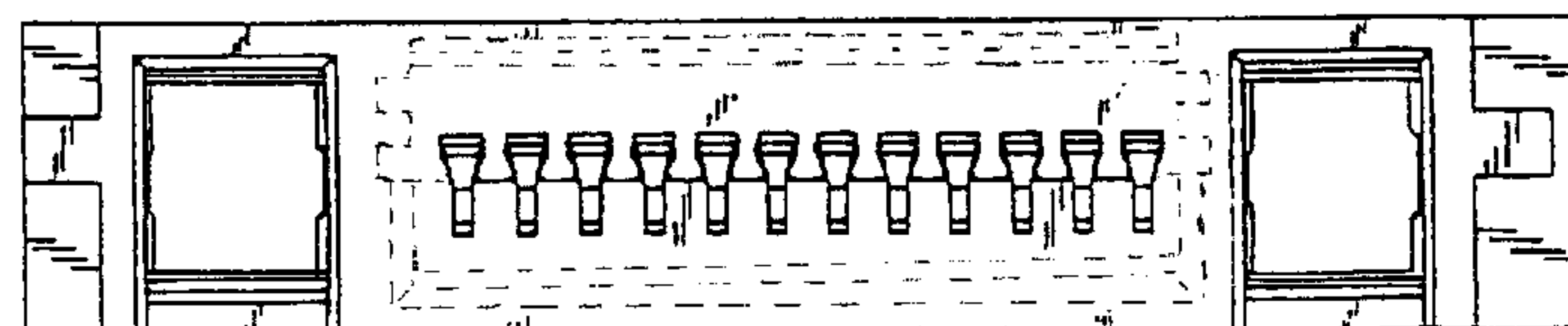


FIG. 5