



US00D517974S

(12) **United States Design Patent**
Masters

(10) **Patent No.:** **US D517,974 S**

(45) **Date of Patent:** **** Mar. 28, 2006**

(54) **KAYAK HULL**

D418,802 S * 1/2000 Lockwood D12/302

(76) Inventor: **William E. Masters**, 150 Foot Hills Rd., Greenville, SC (US) 29617-7002

* cited by examiner

(**) Term: **14 Years**

Primary Examiner—Antoine Duval Davis

Assistant Examiner—Cynthia M. Chin

(21) Appl. No.: **29/234,671**

(74) *Attorney, Agent, or Firm*—McNair Law Firm, PA; Cort Flint

(22) Filed: **Jul. 21, 2005**

(57) **CLAIM**

The ornamental design for a kayak hull, as shown and described.

Related U.S. Application Data

(63) Continuation of application No. 29/209,792, filed on Jul. 21, 2004.

DESCRIPTION

(51) **LOC (8) Cl.** **12-06**

FIG. 1 is a perspective view of a kayak hull, showing my new design taken from the right; it being understood that the perspective view taken from the left is a mirror image thereof;

(52) **U.S. Cl.** **D12/302**

(58) **Field of Classification Search** D12/300–318; 114/343, 347, 355, 354; D21/542, 544, 547
See application file for complete search history.

FIG. 2 is a top plan view of my new design;

FIG. 3 is a side elevation view of my new design;

FIG. 4 is a bottom plan view of my new design;

FIG. 5 is a front end view of my new design; and,

FIG. 6 is a rear end view of my new design.

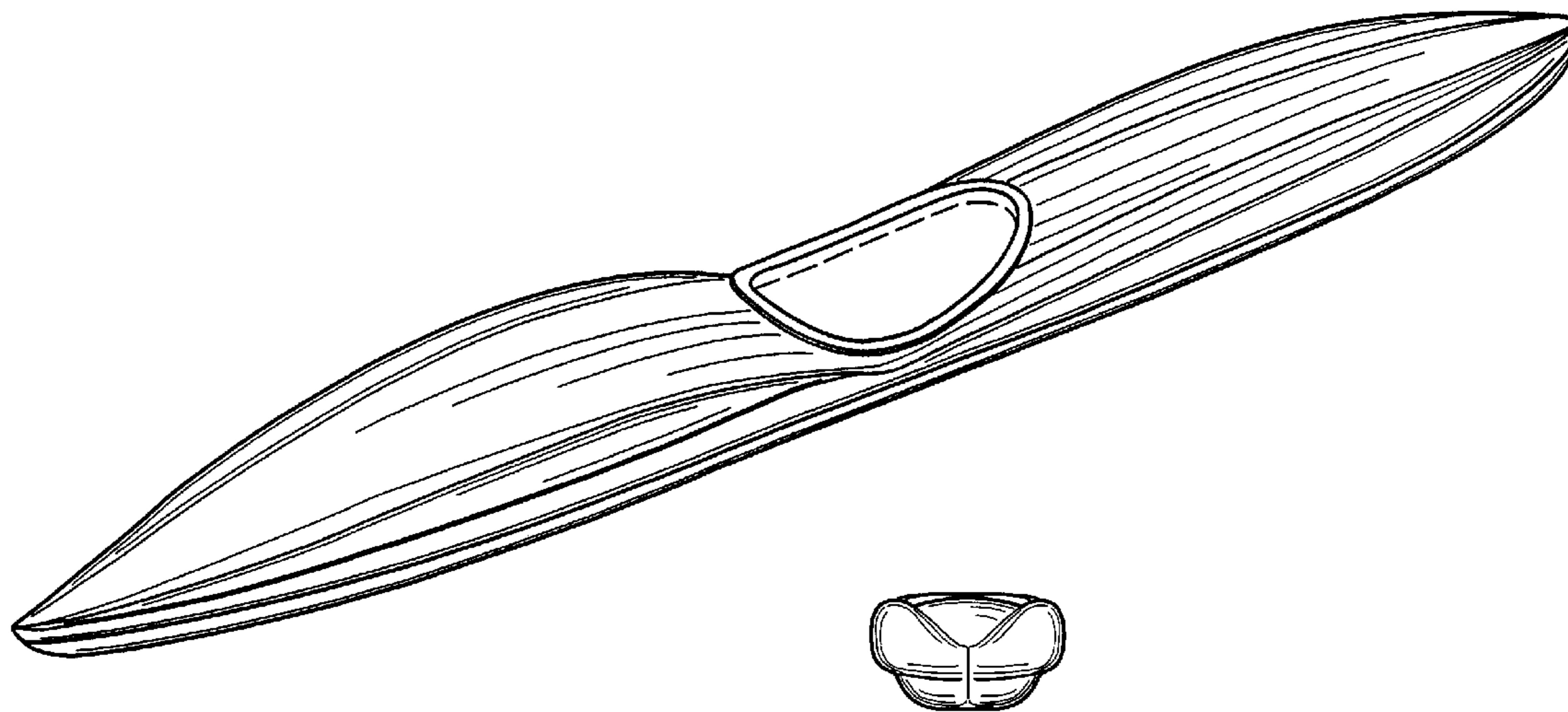
(56) **References Cited**

U.S. PATENT DOCUMENTS

1,889,368	A	*	11/1932	Messenger	114/347
D233,424	S	*	10/1974	Lettmann	D12/302
D358,573	S	*	5/1995	Lockwood	D12/302
D370,454	S	*	6/1996	Lockwood	D12/302

The broken lines in FIGS. 1 and 2 represent the unclaimed interior of the kayak hull.

1 Claim, 3 Drawing Sheets



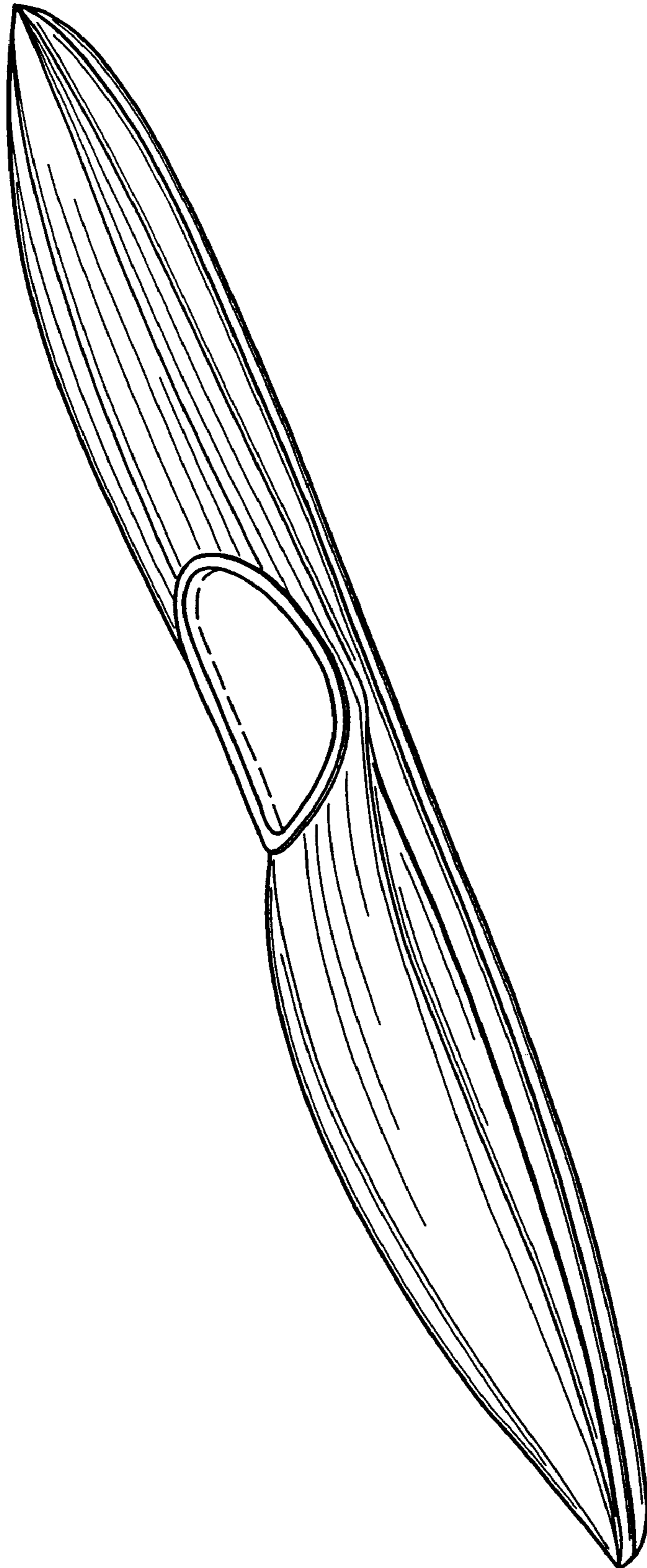


Fig. 1

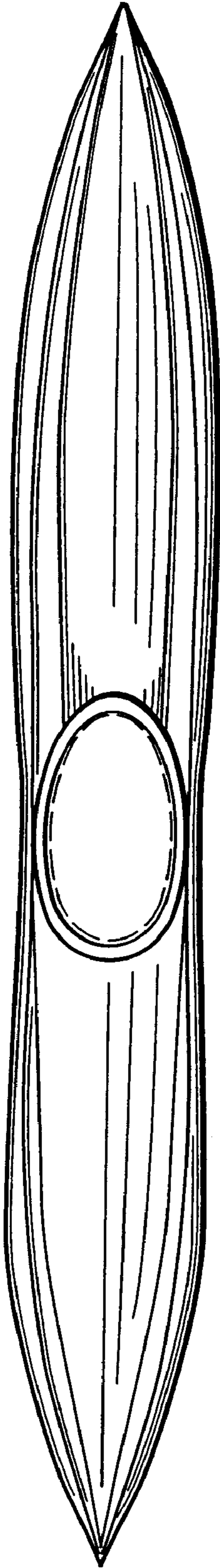


Fig. 2



Fig. 3

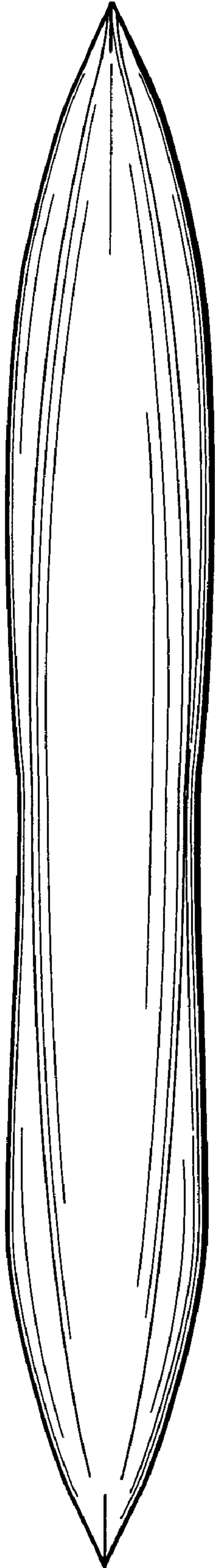


Fig. 4




Fig. 5




Fig. 6