



US00D517967S

(12) **United States Design Patent**
Hussaini et al.

(10) **Patent No.:** **US D517,967 S**
(45) **Date of Patent:** **** Mar. 28, 2006**

- (54) **FLOOR MAT**
- (75) Inventors: **Saied Hussaini**, Miami, FL (US); **Marc Iacovelli**, Miami, FL (US)
- (73) Assignee: **Rally Manufacturing, Inc.**, Miami, FL (US)
- (**) Term: **14 Years**
- (21) Appl. No.: **29/234,140**
- (22) Filed: **Jul. 14, 2005**
- (51) **LOC (8) Cl.** **12-16**
- (52) **U.S. Cl.** **D12/203**
- (58) **Field of Classification Search** D12/203;
D6/582-586, 592; 296/97.23; 15/215-217;
428/138, 141; 280/163-164.1
See application file for complete search history.

- D425,468 S * 5/2000 Hussaini et al. D12/203
- D432,966 S * 10/2000 Iacovelli et al. D12/203
- D441,336 S * 5/2001 Hussaini et al. D12/203
- D482,646 S * 11/2003 Lu D12/203
- D499,057 S * 11/2004 Lafleur D12/203
- D508,670 S * 8/2005 Hussaini et al. D12/203

* cited by examiner

Primary Examiner—Stacia Cadmus

(74) *Attorney, Agent, or Firm*—Berenato, White & Stavish

(57) **CLAIM**

The ornamental design for a floor mat, as shown and described.

DESCRIPTION

FIG. 1 is a front perspective view of the floor mat according to the present invention
 FIG. 2 is a front view of the floor mat of FIG. 1.
 FIG. 3 is a rear view of the floor mat of FIG. 1.
 FIG. 4 is a right side view of the floor mat of FIG. 1.
 FIG. 5 is a left side view of the floor mat of FIG. 1.
 FIG. 6 is a top view of the floor mat of FIG. 1; and,
 FIG. 7 is a bottom view of the floor mat of FIG. 1.

(56) **References Cited**

U.S. PATENT DOCUMENTS

- D393,238 S * 4/1998 Kraines D12/203
- D422,256 S * 4/2000 Lu D12/203
- D424,498 S * 5/2000 Iacovelli D12/203

1 Claim, 5 Drawing Sheets

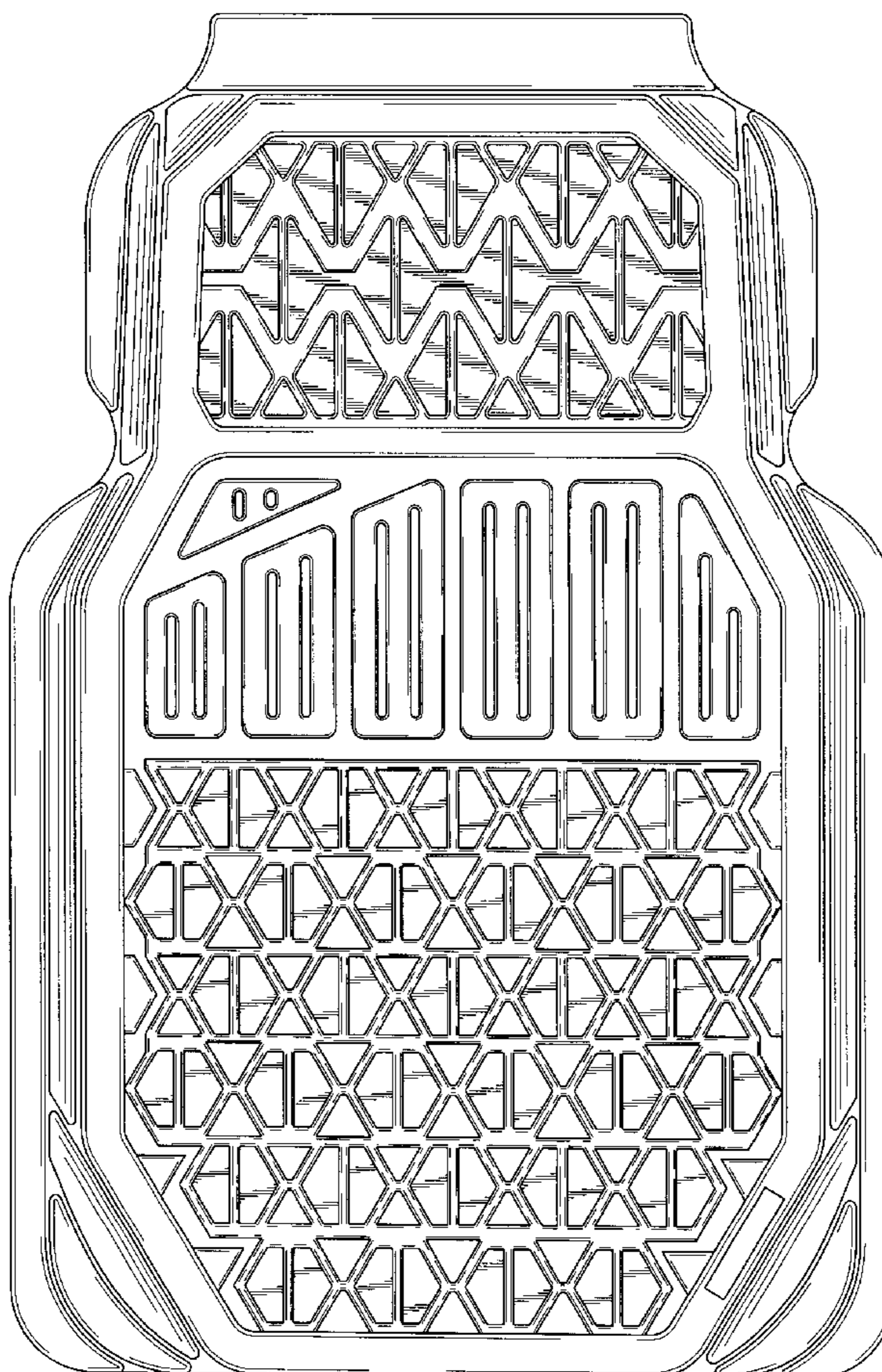


Fig. 1

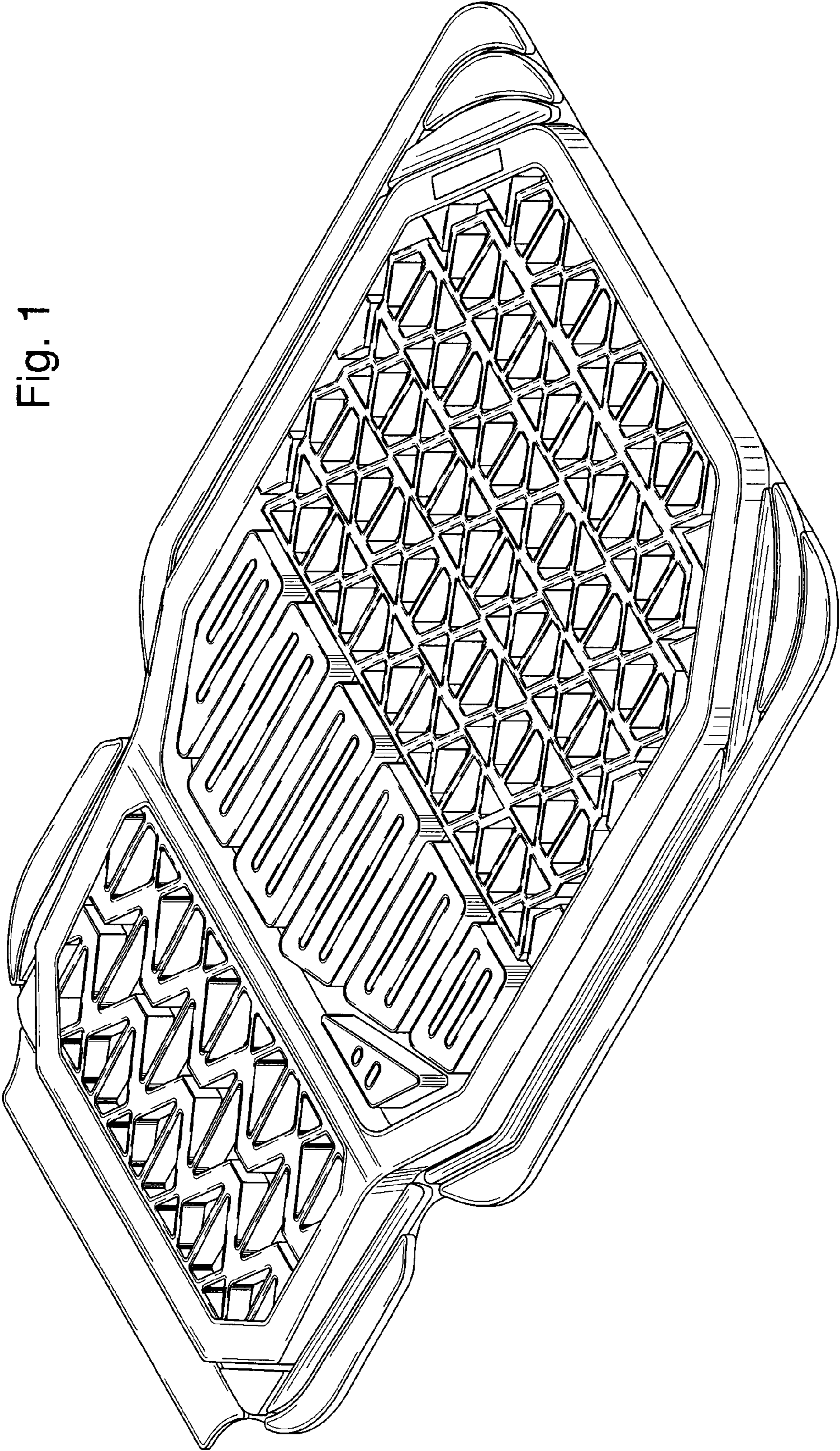


Fig. 2

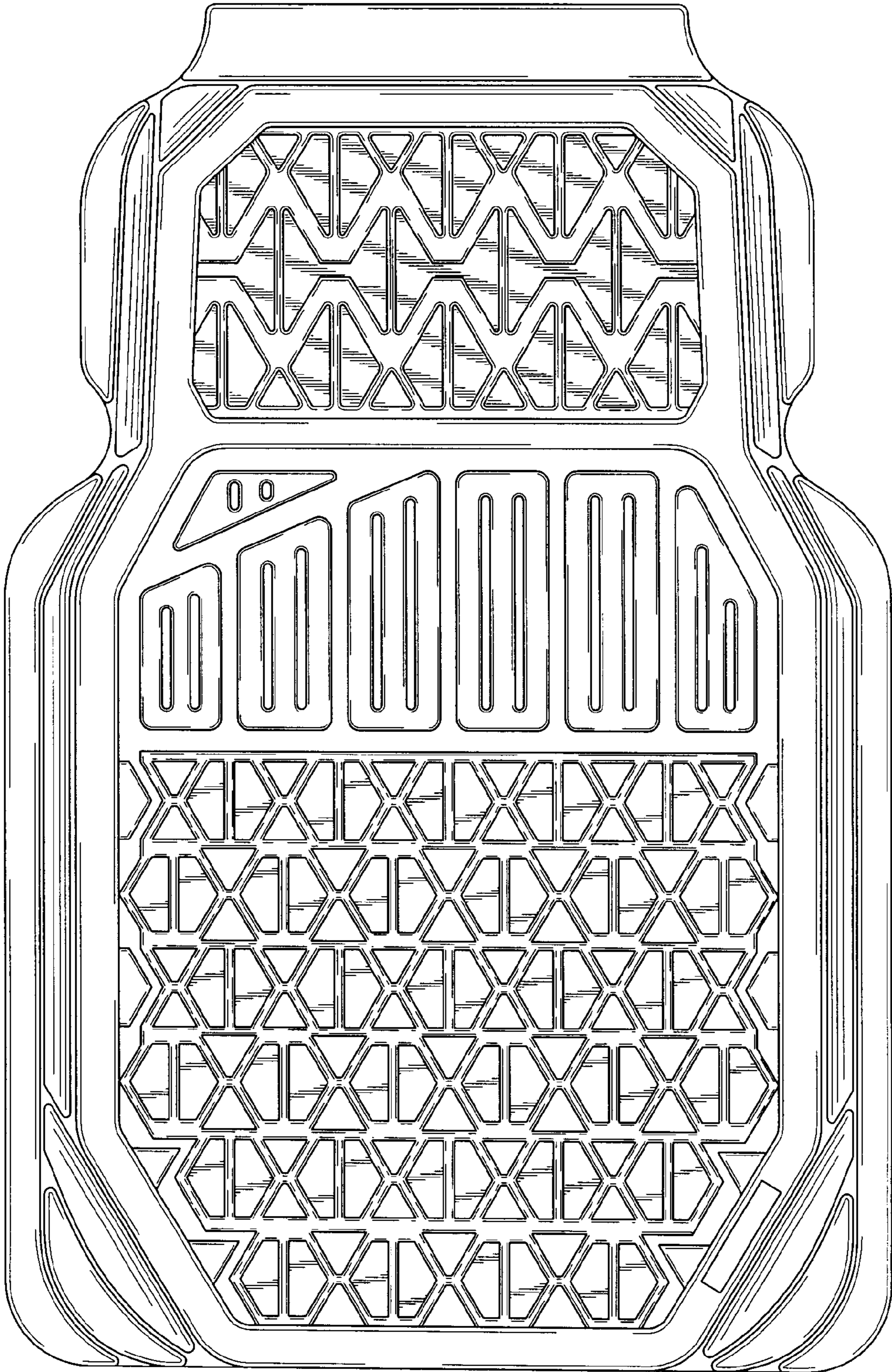


Fig. 3

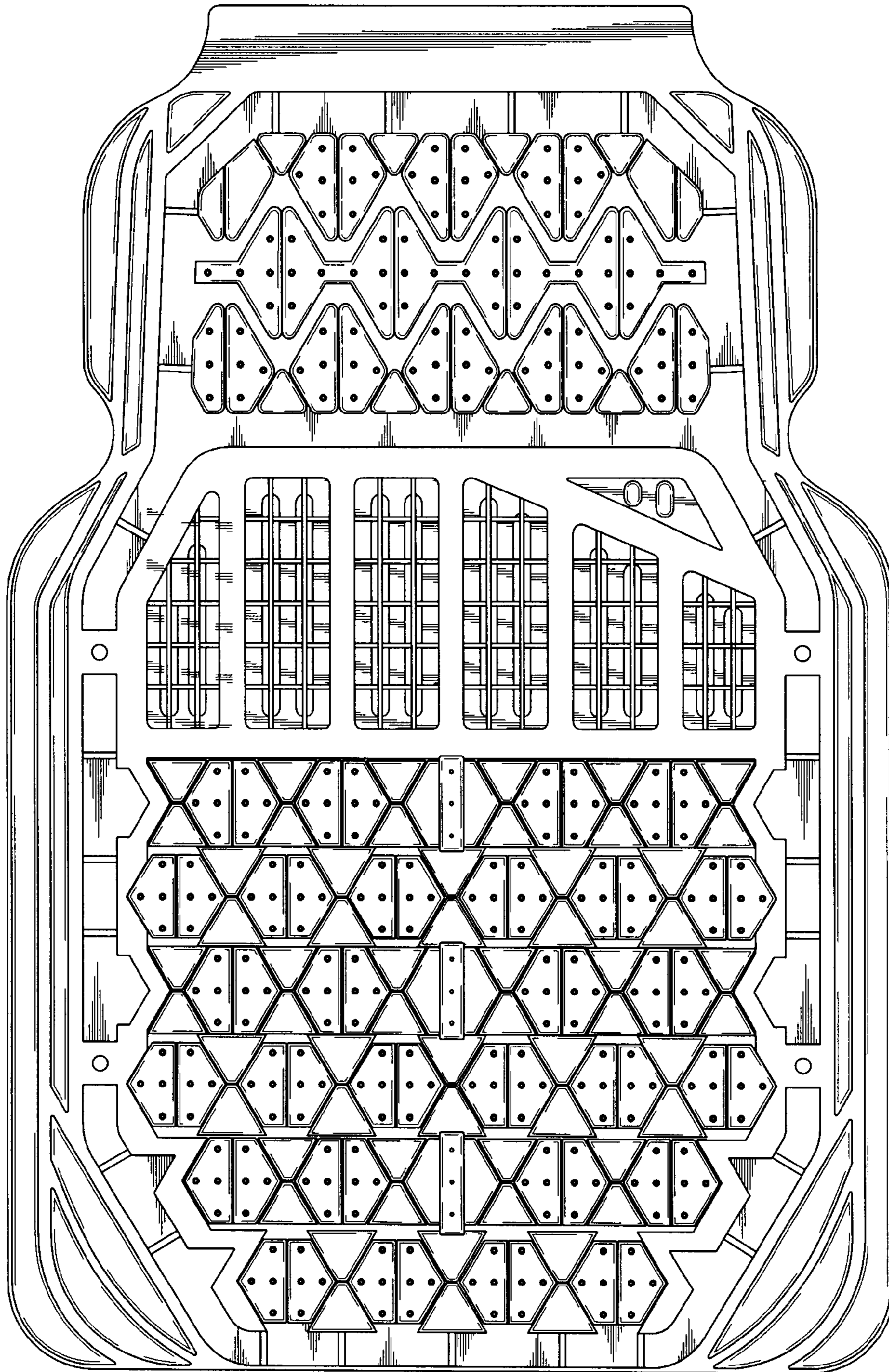


Fig. 4

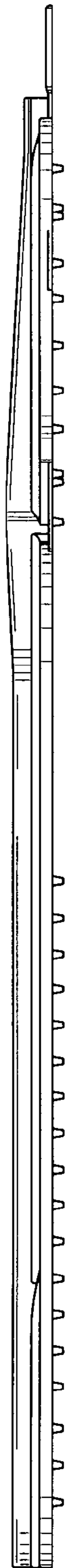


Fig. 5




Fig. 6

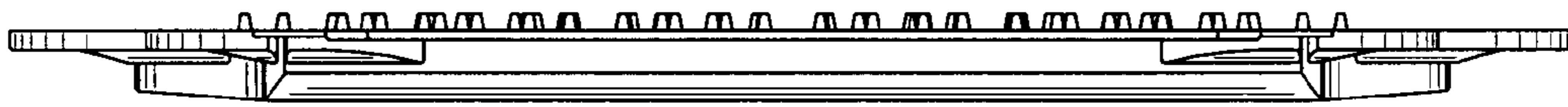


Fig. 7

