



US00D517962S

(12) **United States Design Patent**  
**Kulla**

(10) **Patent No.:** **US D517,962 S**  
(45) **Date of Patent:** **\*\* Mar. 28, 2006**

(54) **SURFACE CONFIGURATION OF A FRONT BUMPER FOR A VEHICLE**

(75) Inventor: **Matthias Kulla**, Leonberg (DE)

(73) Assignee: **Dr. Ing. h.c.F. Porsche Aktiengesellschaft**, Stuttgart (DE)

(\*\*) Term: **14 Years**

(21) Appl. No.: **29/222,971**

(22) Filed: **Feb. 8, 2005**

(30) **Foreign Application Priority Data**

Aug. 9, 2004 (EM) ..... 000212485  
Aug. 9, 2004 (EM) ..... 000212527

(51) **LOC (8) Cl.** ..... **12-16**

(52) **U.S. Cl.** ..... **D12/169**

(58) **Field of Classification Search** ..... D12/90-92,  
D12/86, 169, 196, 163; 296/180.1, 180.2;  
293/102, 113, 115, 117, 120

See application file for complete search history.

(56) **References Cited**

**U.S. PATENT DOCUMENTS**

D475,958 S \* 6/2003 Yokomaku ..... D12/169  
D504,365 S \* 4/2005 Pfeiffer ..... D12/169  
D504,366 S \* 4/2005 Ishibashi et al. .... D12/169  
D504,641 S \* 5/2005 Nakajima ..... D12/169  
D508,879 S \* 8/2005 Pfeiffer et al. .... D12/169

\* cited by examiner

*Primary Examiner*—Melody N. Brown

(74) *Attorney, Agent, or Firm*—Crowell & Moring LLP

(57) **CLAIM**

The ornamental design for a surface configuration of a front bumper for a vehicle, as shown and described.

**DESCRIPTION**

This application is related to the following co-pending application, of the inventor, filed on even date herewith: Application Ser. No. 29/222,963, entitled “Surface Configuration of a Vehicle, Toy, and/or Other Replicas”.

FIG. 1 is a right perspective view of a first embodiment of a surface configuration of a front bumper for a vehicle according to my novel design, the left perspective view being mirror symmetrical;

FIG. 2 is a right side view of the first embodiment of the surface configuration of a front bumper for a vehicle according to my novel design, the left side view being mirror symmetrical;


FIG. 3 is a front view of the first embodiment of the surface configuration of a front bumper for a vehicle according to my novel design;

FIG. 4 is a right perspective view of a second embodiment of a surface configuration of a front bumper for a vehicle according to my novel design, the left perspective view being mirror symmetrical;

FIG. 5 is a right side view of the second embodiment of the surface configuration of a front bumper for a vehicle according to my novel design, the left side view being mirror symmetrical; and,

FIG. 6 is a front view of the second embodiment of the surface configuration of a front bumper for a vehicle according to my novel design.

**1 Claim, 4 Drawing Sheets**



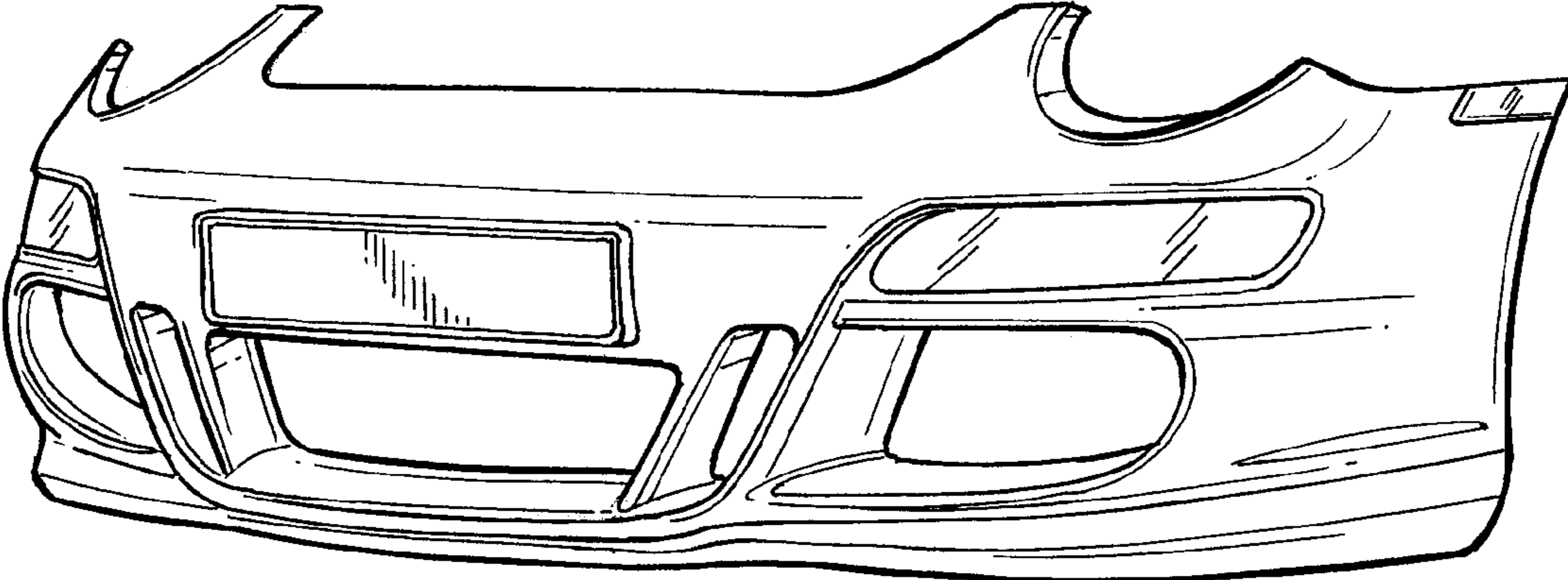


FIG. 1




FIG. 2

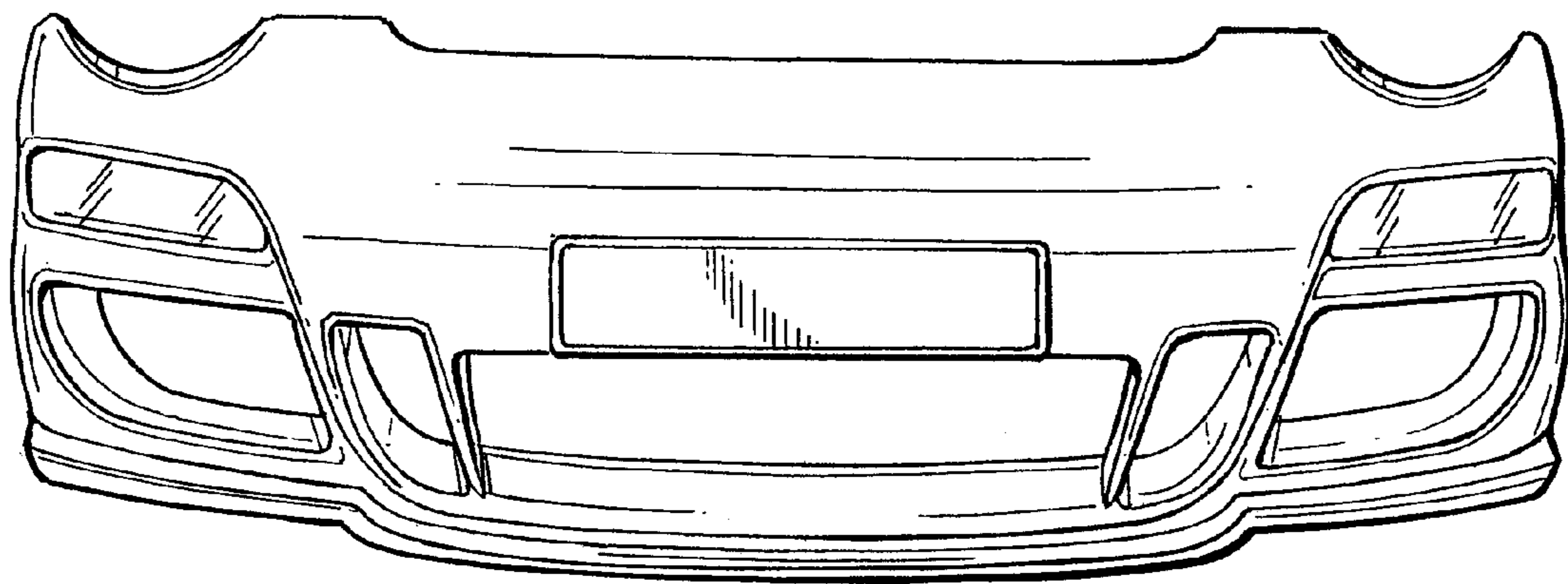


FIG. 3

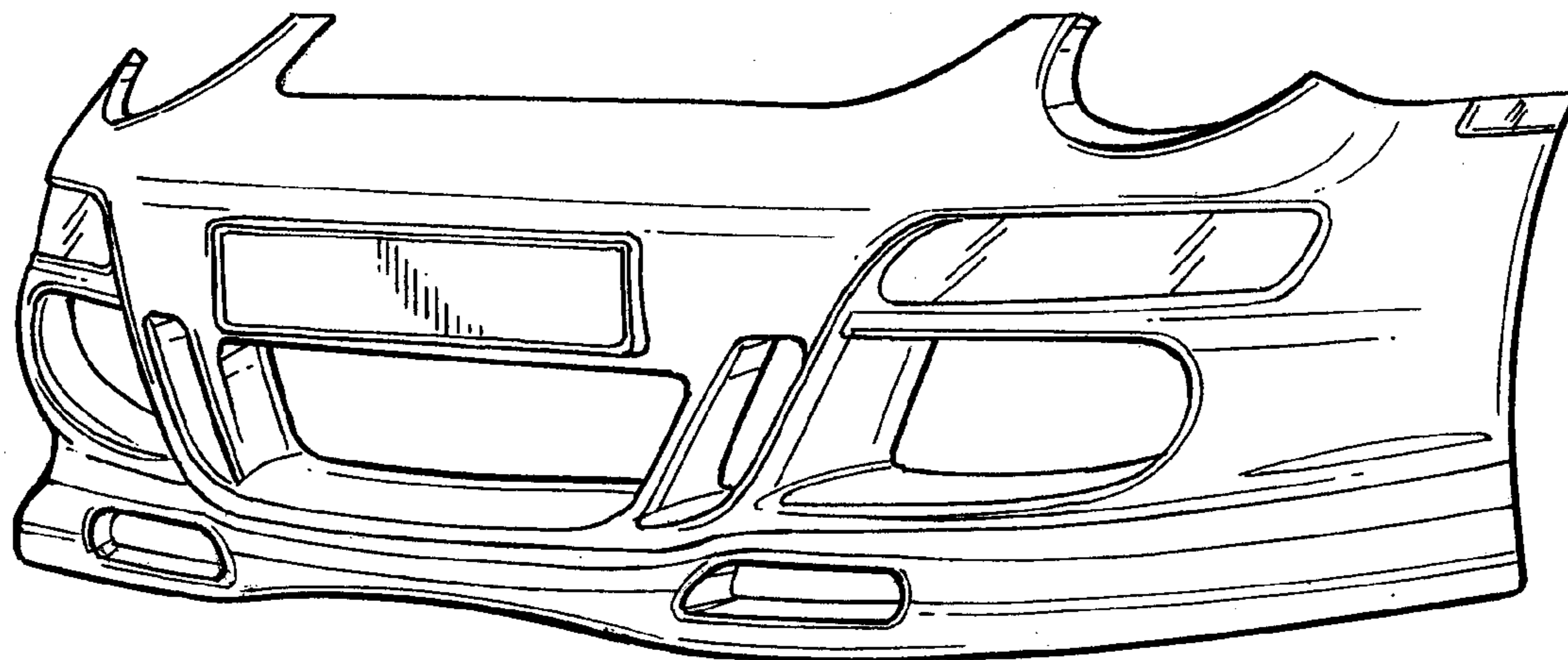


FIG. 4

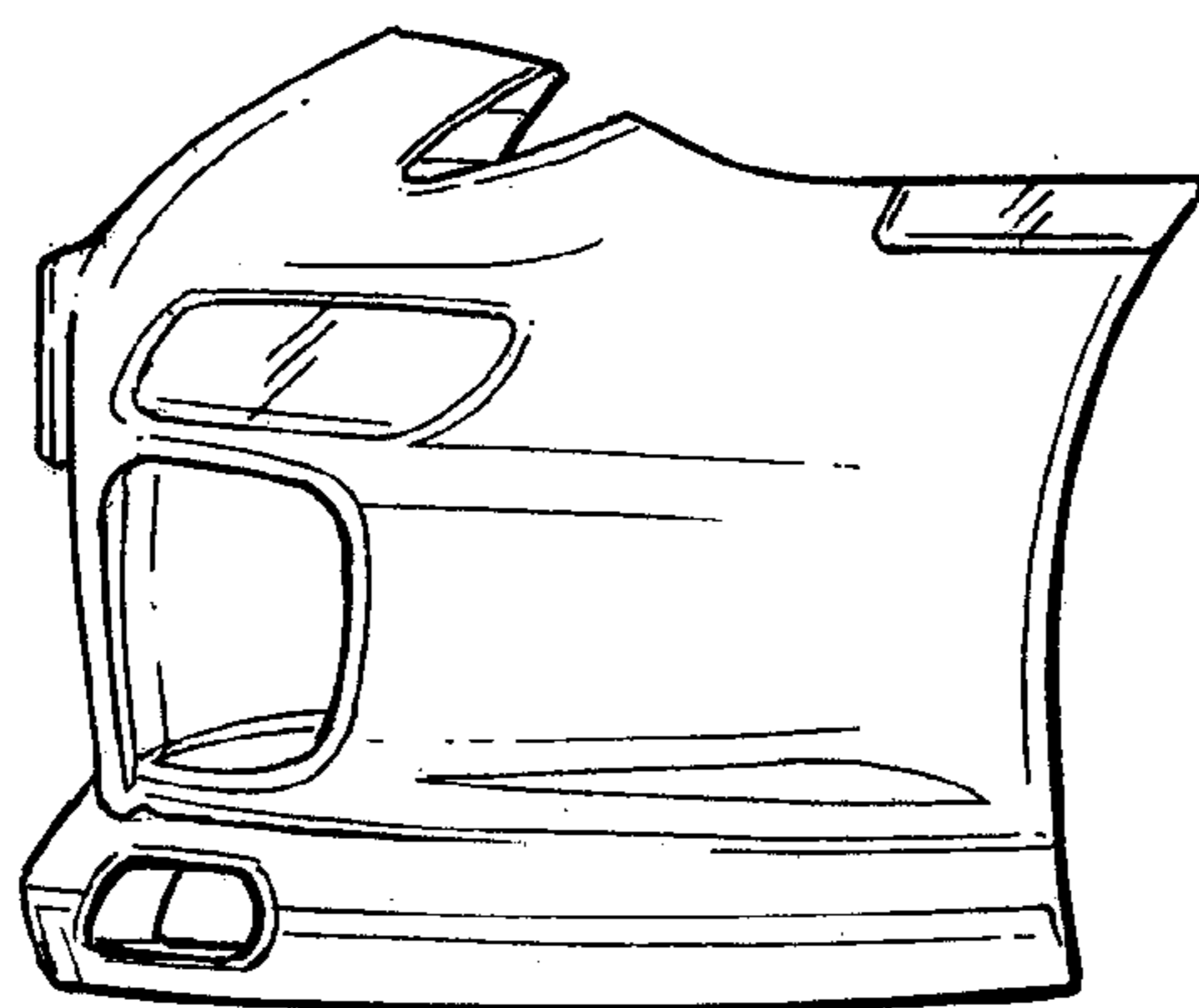


FIG. 5




FIG. 6