



US00D517932S

(12) **United States Design Patent**
Lum

(10) **Patent No.:** **US D517,932 S**
(45) **Date of Patent:** **** Mar. 28, 2006**

- (54) **NAVIGATION DEVICE**
- (75) Inventor: **Myk W. Lum**, Irvine, CA (US)
- (73) Assignee: **Phillip Mazda**, Torrance, CA (US)
- (**) Term: **14 Years**
- (21) Appl. No.: **29/228,493**
- (22) Filed: **Apr. 25, 2005**
- (51) **LOC (8) Cl.** **10-04**
- (52) **U.S. Cl.** **D10/65**
- (58) **Field of Classification Search** D10/65,
D10/80; D14/347; 342/351, 419, 457; 345/87,
345/104, 133, 156, 168, 173, 901-905; 348/180,
348/184, 315, 739; 364/444, 499
See application file for complete search history.

(56) **References Cited**

U.S. PATENT DOCUMENTS

D383,400 S	*	9/1997	Wada	D10/65
D391,251 S	*	2/1998	Yuyama et al.	D14/132
5,897,600 A	*	4/1999	Elmore et al.	701/50
D445,043 S	*	7/2001	Bendinelli	D10/65
D457,445 S	*	5/2002	Schoenfish	D10/65
D459,667 S	*	7/2002	Kataoka	D10/80
D467,512 S	*	12/2002	Miyazaki	D10/65
6,504,713 B1	*	1/2003	Pandolfi et al.	361/695
D473,230 S	*	4/2003	Hirano	D14/374

D487,461 S	*	3/2004	Sheu et al.	D14/374
6,750,926 B1	*	6/2004	Ohgiuchi et al.	349/40
6,768,484 B1	*	7/2004	Sano et al.	345/173
6,870,732 B1	*	3/2005	Huang et al.	361/683

* cited by examiner

Primary Examiner—Antoine D. Davis

(74) *Attorney, Agent, or Firm*—Irving Keschner

(57) **CLAIM**

The ornamental design for a navigation device, as shown.

DESCRIPTION

FIG. 1 is a right side perspective view of the ornamental design of the present invention;

FIG. 2 is a front view of the ornamental design of the present invention;

FIG. 3 is a rear view of the ornamental design of the present invention;

FIG. 4 is a left side view of the ornamental design of the present invention;

FIG. 5 is a right side view of the ornamental design of the present invention;

FIG. 6 is a top view of the ornamental design of the present invention; and,

FIG. 7 is a bottom view of the ornamental design of the present invention.

1 Claim, 7 Drawing Sheets






FIG. 1

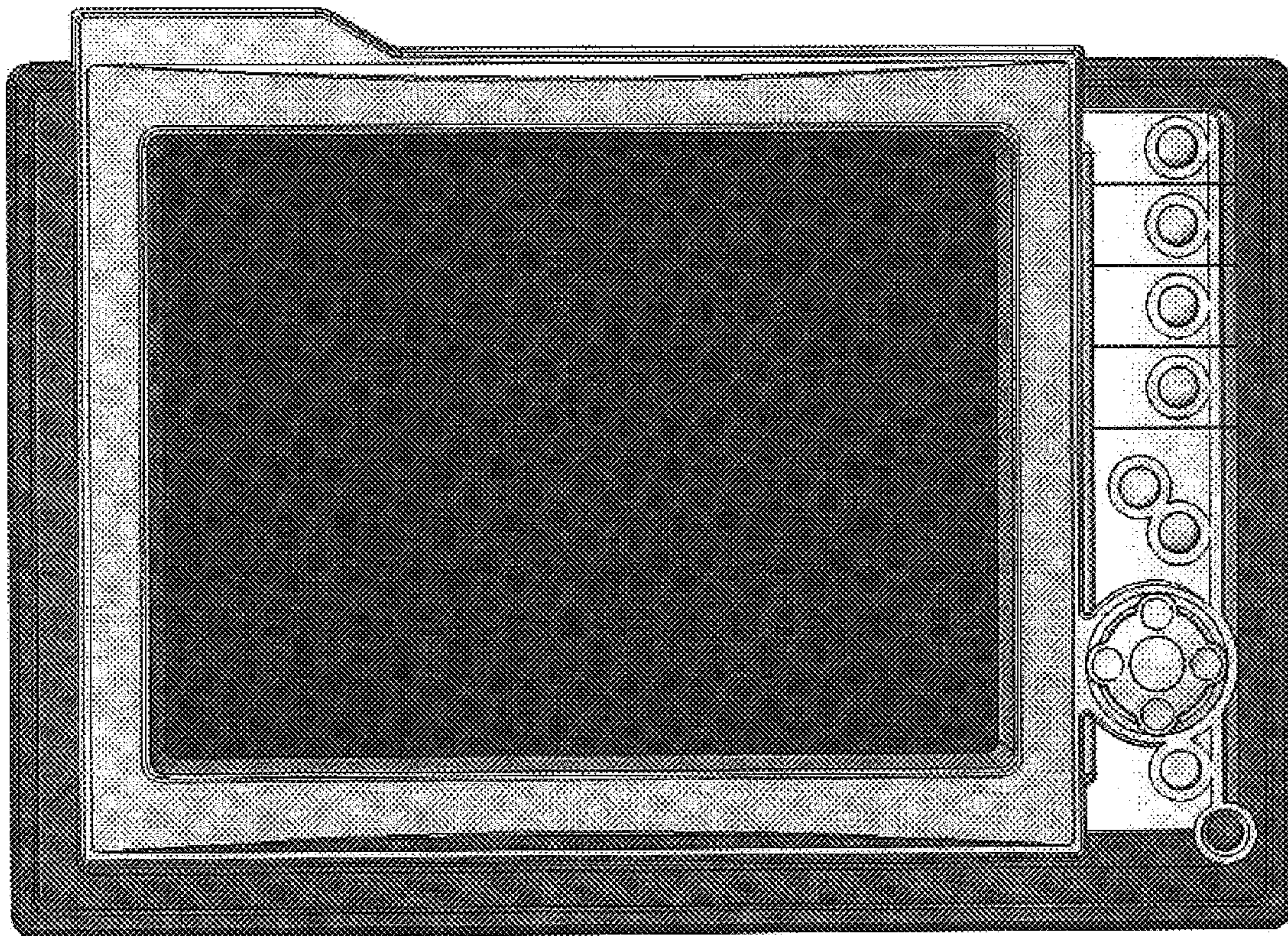


FIG. 2




FIG. 3




FIG. 4




FIG. 5

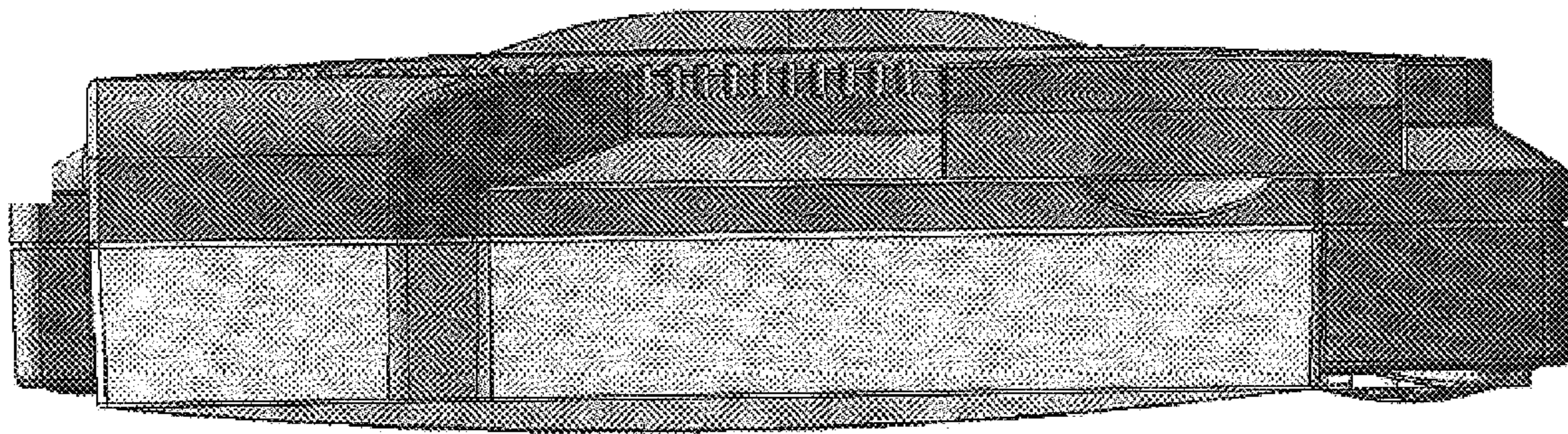


FIG. 6

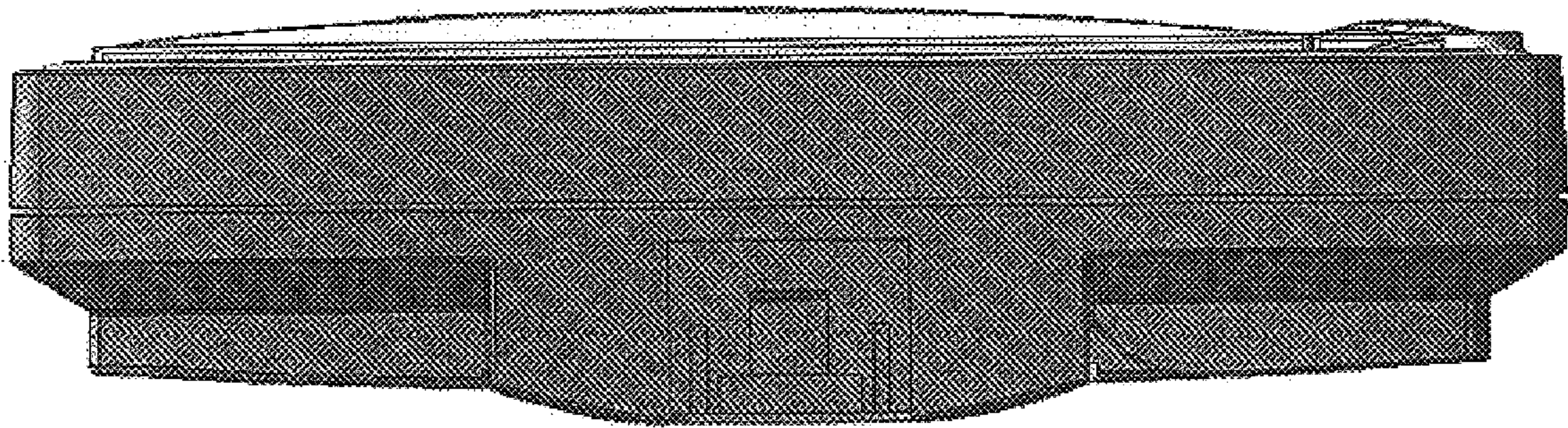


FIG. 7