



US00D517914S

(12) **United States Design Patent** (10) **Patent No.:** **US D517,914 S**
Bretz et al. (45) **Date of Patent:** **** *Mar. 28, 2006**

- (54) **BOTTLE**
- (75) Inventors: **John M. Bretz**, Crystal Lake, IL (US);
John L. Konieczka, Lake Barrington, IL (US); **Scott A. Schoessel**, Evanston, IL (US); **Jill Maine**, Chicago, IL (US); **Thomas C. Van Dyk**, Ramsey, NJ (US)
- (73) Assignee: **Stokely-Van Camp, Inc.**, Chicago, IL (US)
- (*) Notice: This patent is subject to a terminal disclaimer.
- (**) Term: **14 Years**
- (21) Appl. No.: **29/209,847**
- (22) Filed: **Jul. 22, 2004**

5,178,290 A	1/1993	Ota et al.
D345,693 S	4/1994	Edstrom
5,337,909 A	8/1994	Vaillencourt
5,341,946 A	8/1994	Vaillencourt et al.
D364,565 S	11/1995	Vaillencourt et al.
D382,799 S	8/1997	Darr
D393,802 S	4/1998	Collette et al.
D421,720 S	* 3/2000	Eberle et al. D9/500
D426,460 S	6/2000	Krishnakumar et al.
D433,322 S	11/2000	Krishnakumar et al.
D434,330 S	11/2000	Rowe et al.
D439,166 S	* 3/2001	Denner et al. D9/538
D440,877 S	4/2001	Lichtman et al.
D441,641 S	5/2001	Piccioli et al.
D448,673 S	10/2001	Bretz et al.
D450,581 S	11/2001	Lichtman et al.
D456,704 S	5/2002	Ranchetti
D457,055 S	5/2002	Ranchetti
D457,056 S	5/2002	Ranchetti
D461,418 S	* 8/2002	Lichtman et al. D9/539
D466,021 S	11/2002	Thierjung et al.

Related U.S. Application Data

- (62) Division of application No. 29/207,999, filed on Jun. 21, 2004, which is a continuation of application No. 29/169,380, filed on Oct. 18, 2002, now abandoned.
 - (51) **LOC (8) Cl.** **09-07**
 - (52) **U.S. Cl.** **D9/434; D9/539; D9/554**
 - (58) **Field of Classification Search** D9/600, D9/667, 434, 500-504, 516-520, 537-543, D9/549-564, 569-570; 215/379-383, 400; 220/890
- See application file for complete search history.

* cited by examiner

Primary Examiner—Sandra L. Morris
(74) *Attorney, Agent, or Firm*—Lars S. Johnson; James D. Ryndak

(57) **CLAIM**

The ornamental design for a bottle, as shown and described.

DESCRIPTION

FIG. 1 is a perspective view of a bottle showing the new design;
FIG. 2 is an elevational view thereof, the opposite elevational view being identical;
FIG. 3 is another elevational view thereof, representing a partial rotation of the bottle about its vertical axis from the elevational view depicted in FIG. 2; and
FIG. 4 is a top plan view thereof; and,
FIG. 5 is a bottom plan view thereof.
The broken line showing is for illustrative purposes only, and forms no part of the claimed design.

(56) **References Cited**

U.S. PATENT DOCUMENTS

D61,658 S	* 11/1922	Graham D9/538
4,717,525 A	1/1988	Iizuka et al.	
D294,462 S	3/1988	Ota et al.	
D295,382 S	4/1988	Rogler	
4,805,788 A	2/1989	Akiho	
D300,805 S	4/1989	Rogler et al.	
4,863,046 A	9/1989	Collette et al.	
5,005,716 A	4/1991	Eberle	
D316,966 S	* 5/1991	York D9/434

1 Claim, 3 Drawing Sheets

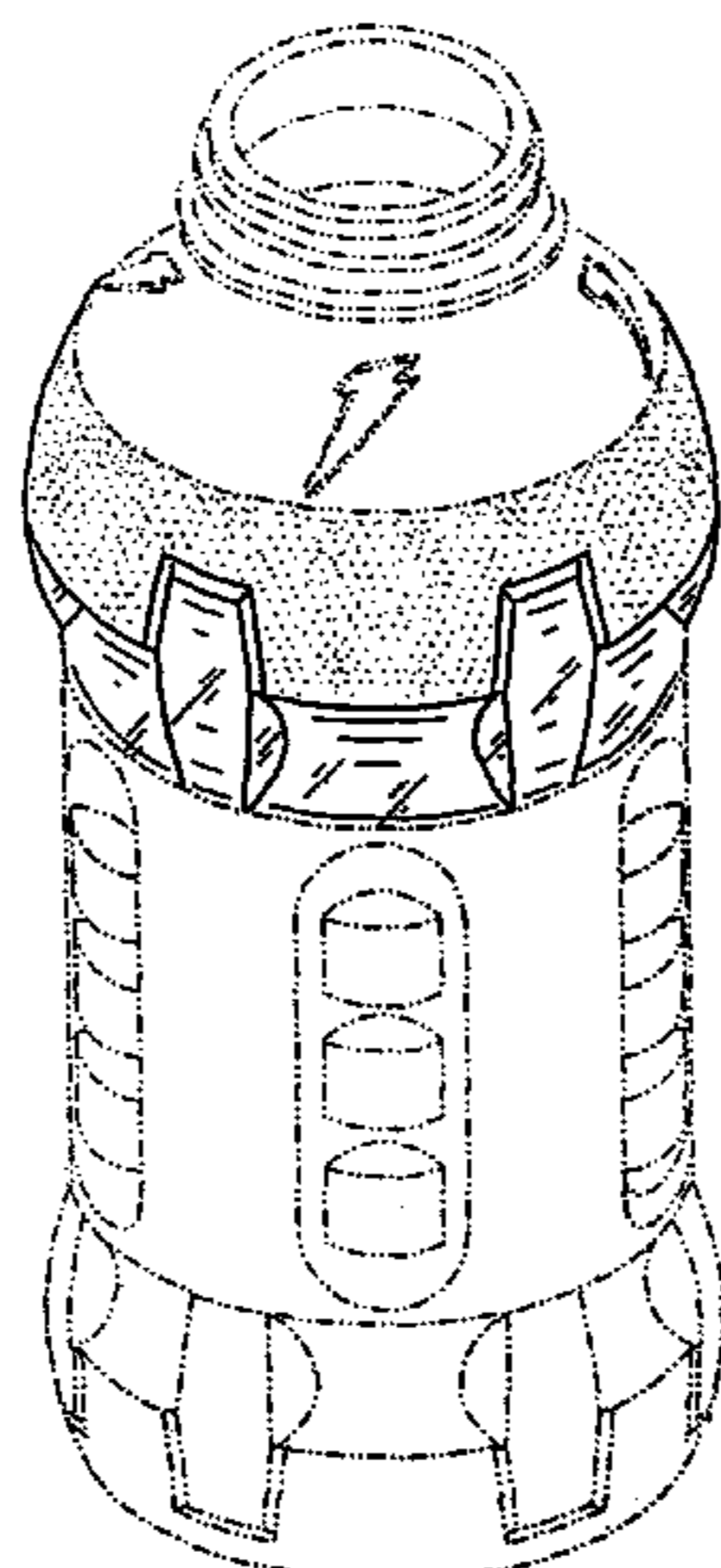


FIG. 1

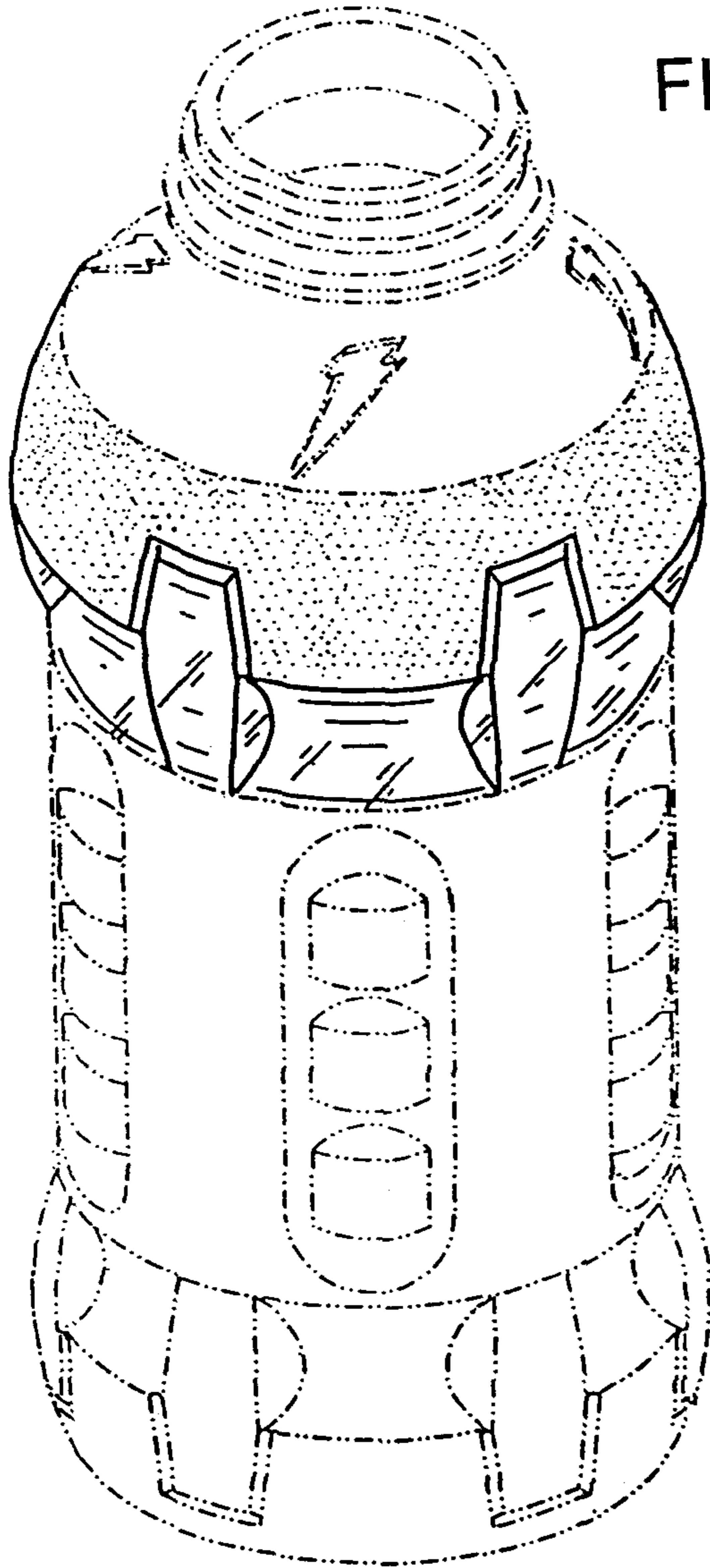


FIG. 2

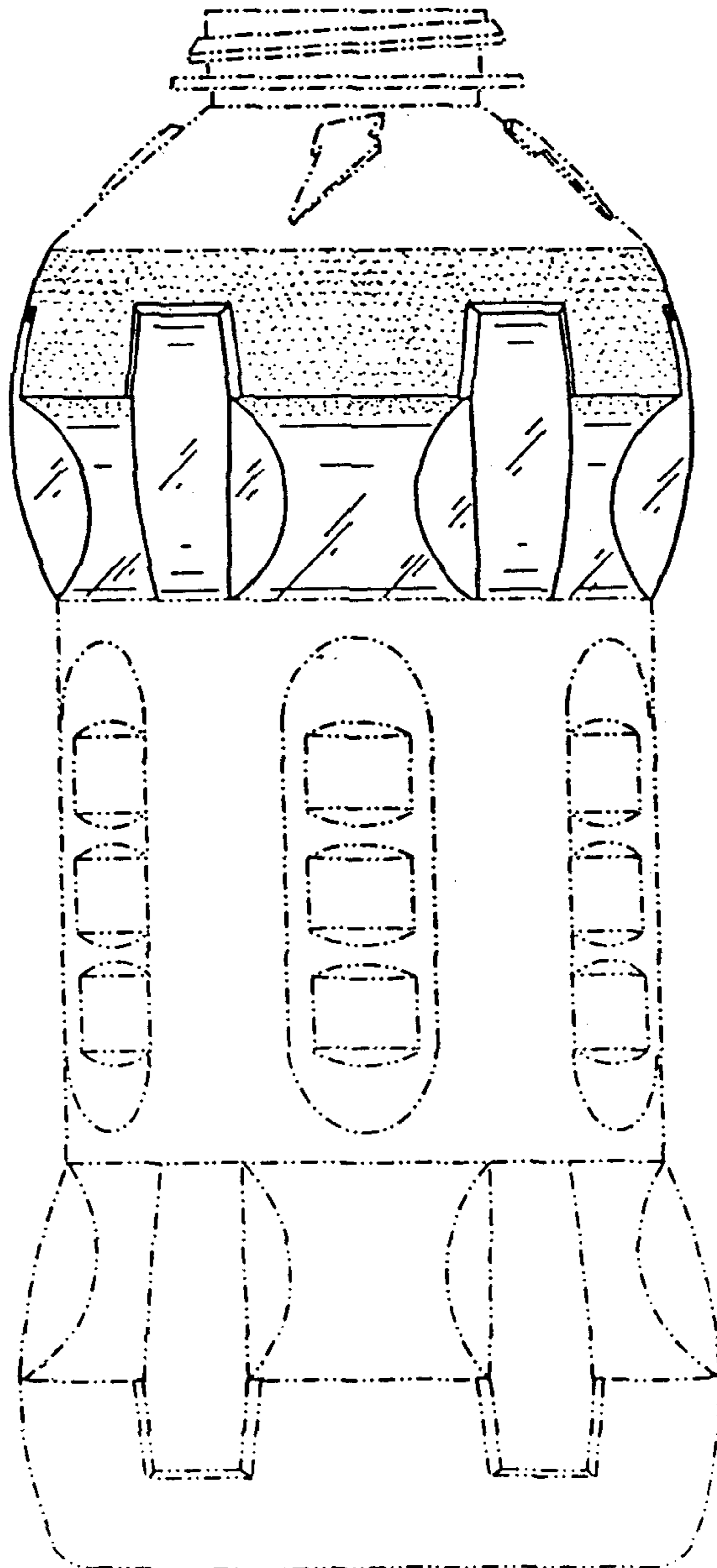
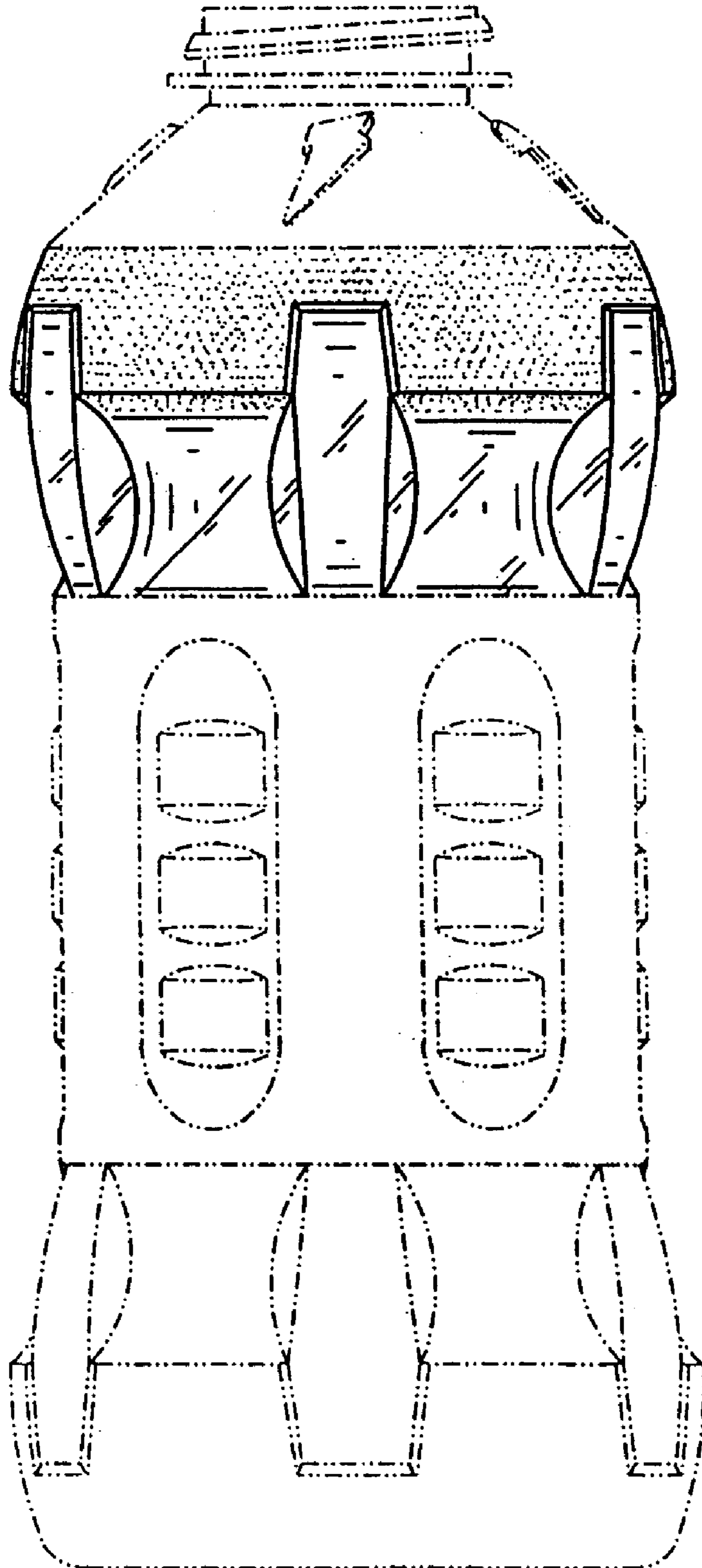


FIG. 3



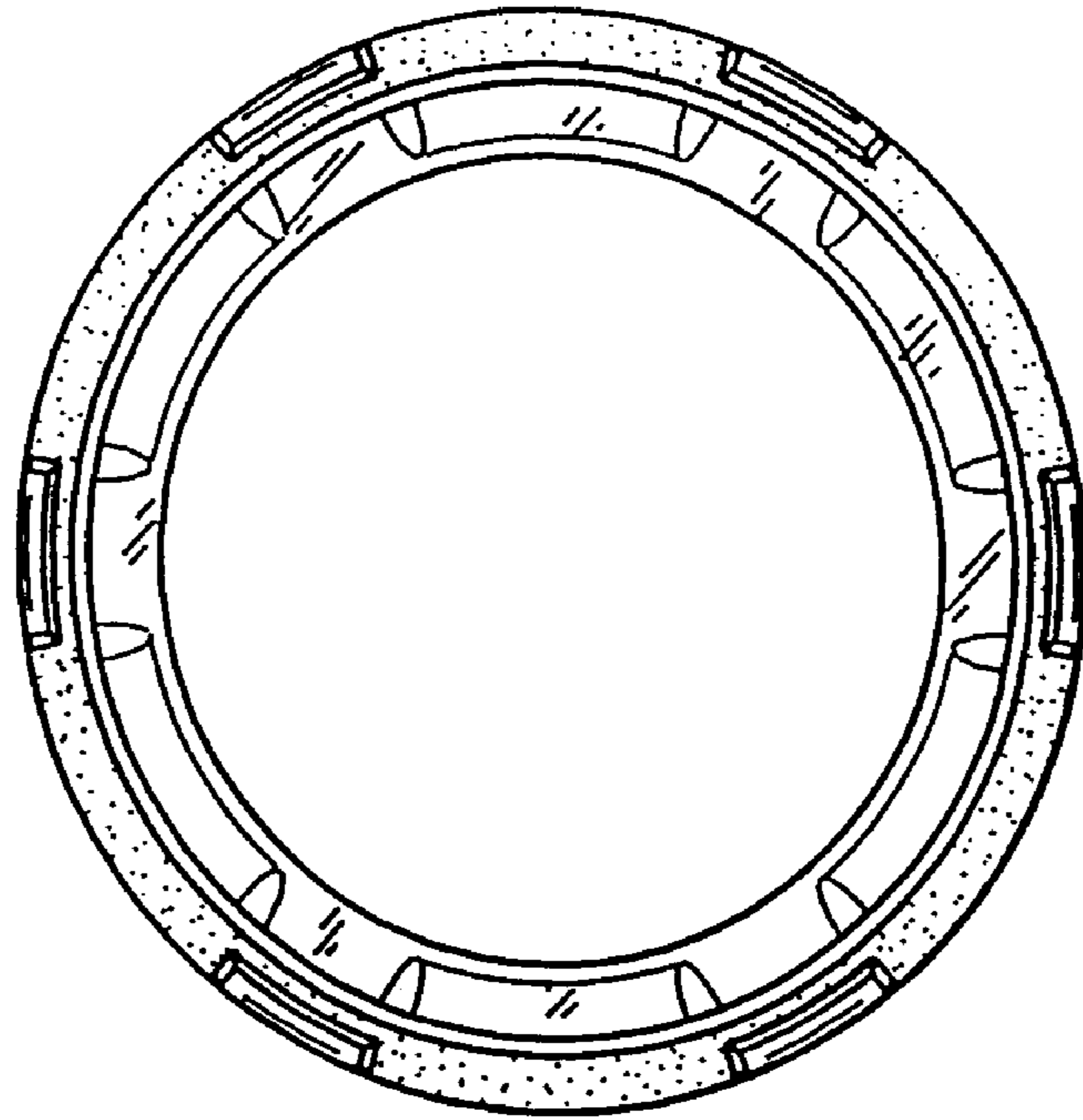


FIG. 4

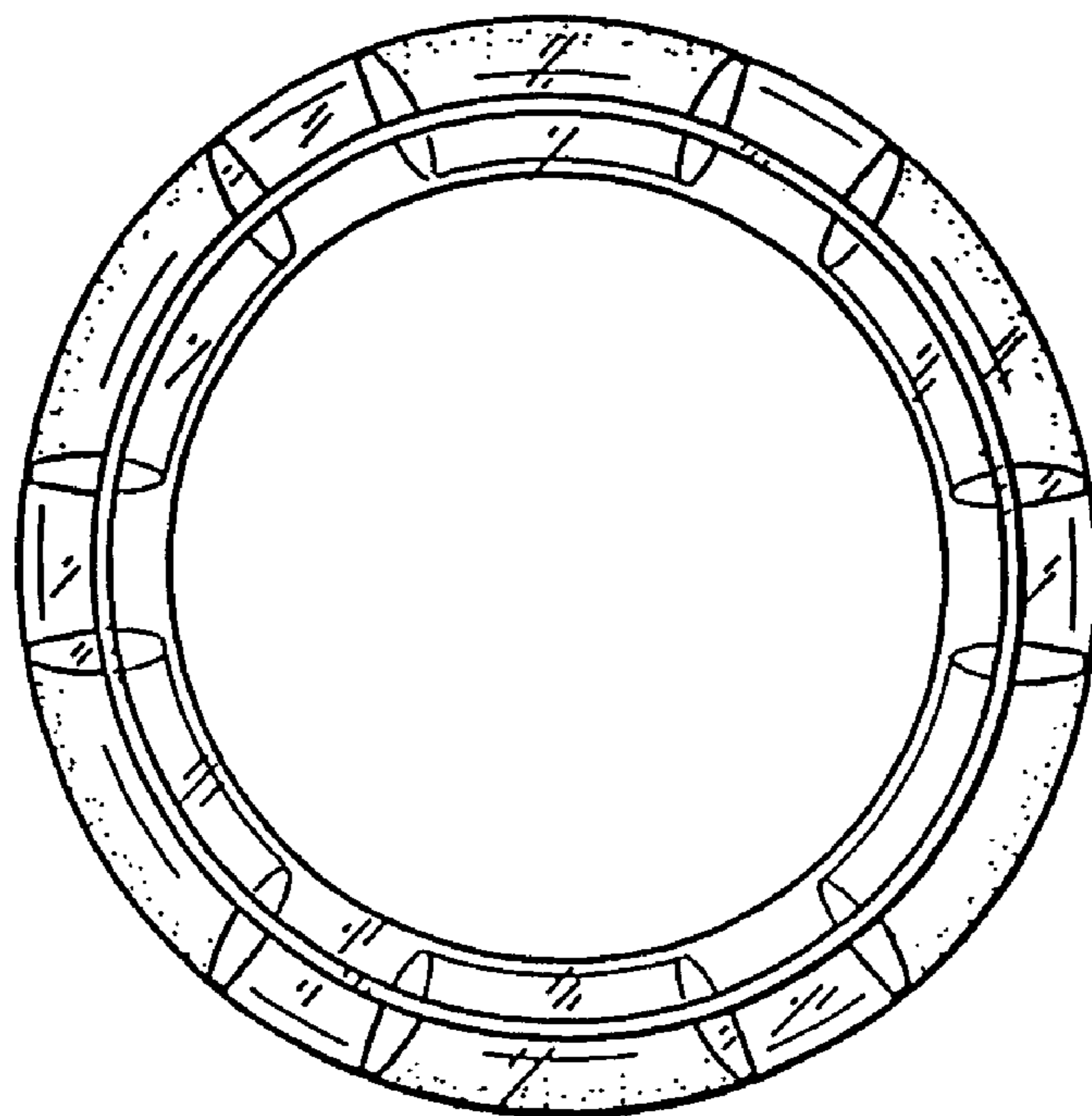


FIG. 5