



US00D517912S

(12) **United States Design Patent**
Hallberg

(10) **Patent No.:** **US D517,912 S**

(45) **Date of Patent:** **** Mar. 28, 2006**

(54) **SAWBLADE PACKAGE**

(75) Inventor: **Per-Olov Hallberg**, Munkfors (SE)

(73) Assignee: **AB Munkforsagar**, Munkfors (SE)

(**) Term: **14 Years**

(21) Appl. No.: **29/211,063**

(22) Filed: **Aug. 11, 2004**

(51) **LOC (8) Cl.** **09-03**

(52) **U.S. Cl.** **D9/433**

(58) **Field of Classification Search** D9/414,
D9/499, 420-422, 430-433; D6/302; 206/476,
206/485, 486, 784, 525, 527; 220/62, 62.1;
229/198.2, 100, 183-186, 190, 192

See application file for complete search history.

(56) **References Cited**

U.S. PATENT DOCUMENTS

D267,476 S	*	1/1983	Boedeker et al.	D9/433
D293,512 S	*	1/1988	Fargis et al.	D6/302
D315,504 S	*	3/1991	Labankoff	D9/433
D481,945 S	*	11/2003	Jarvinen et al.	D9/433
D483,666 S	*	12/2003	Juma et al.	D9/433

* cited by examiner

Primary Examiner—Stella Reid

Assistant Examiner—Mark A. Goodwin

(74) *Attorney, Agent, or Firm*—Joseph T. Leone, Esq.;
DeWitt Ross & Stevens, S.C.

(57) **CLAIM**

The ornamental design for a sawblade package, as shown and described.

DESCRIPTION

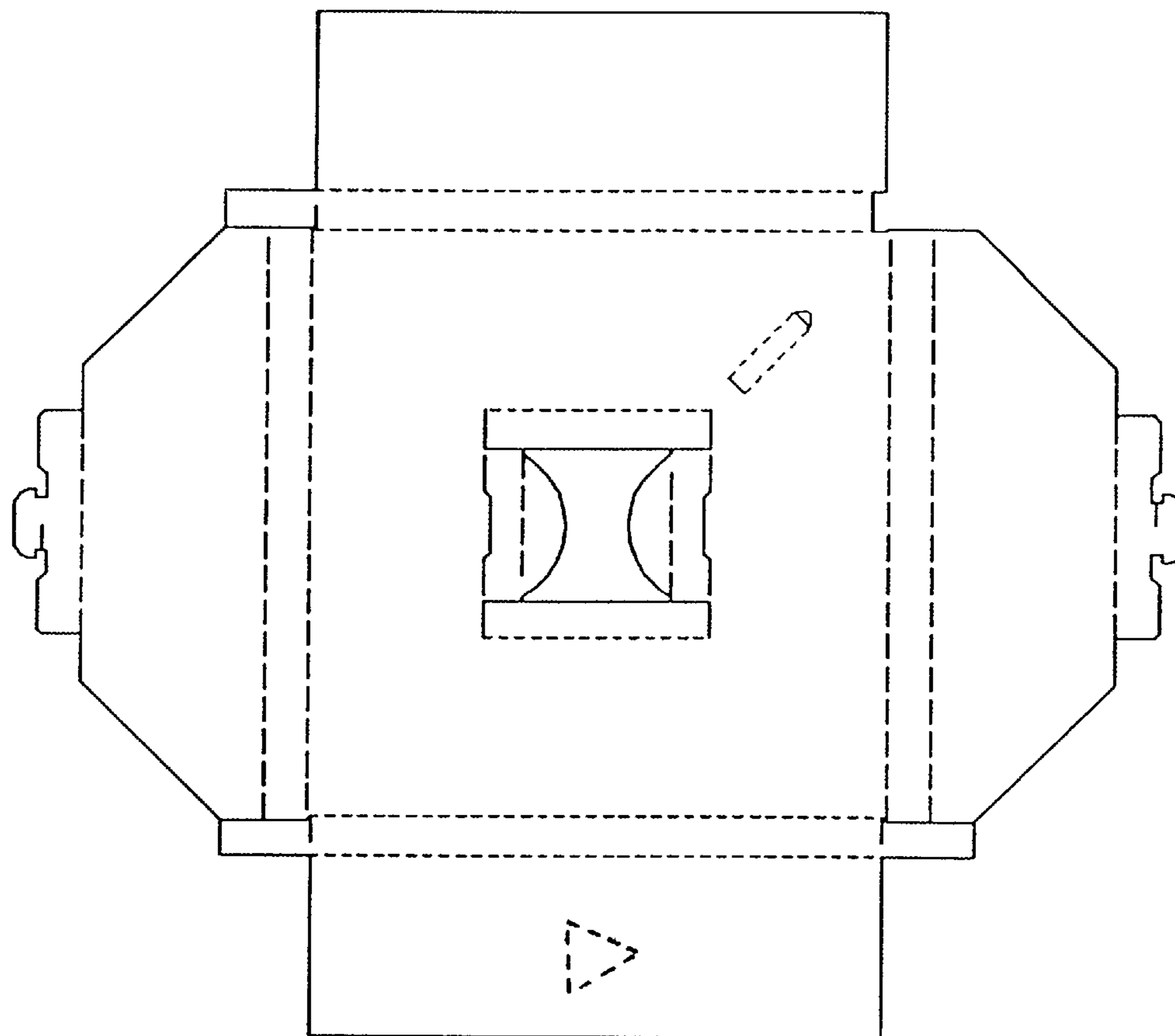
FIG. 1 is a top plan view of a sawblade package showing our new design, in open condition;

FIG. 2 is a top plan view thereof, in closed condition; and, FIG. 3 is a bottom plan view thereof.

The front elevation view, rear elevation view, right elevation view, and left elevation view of the sawblade package are undecorated and form no part of the claimed design.

The broken line areas in FIG. 1 represent fold lines, the diagonal pair of parallel broken lines in FIGS. 1 and 3 represent perforations, and the triangular broken line area in FIG. 1 is for illustrative purposes only and forms no part of the claimed design.

1 Claim, 3 Drawing Sheets



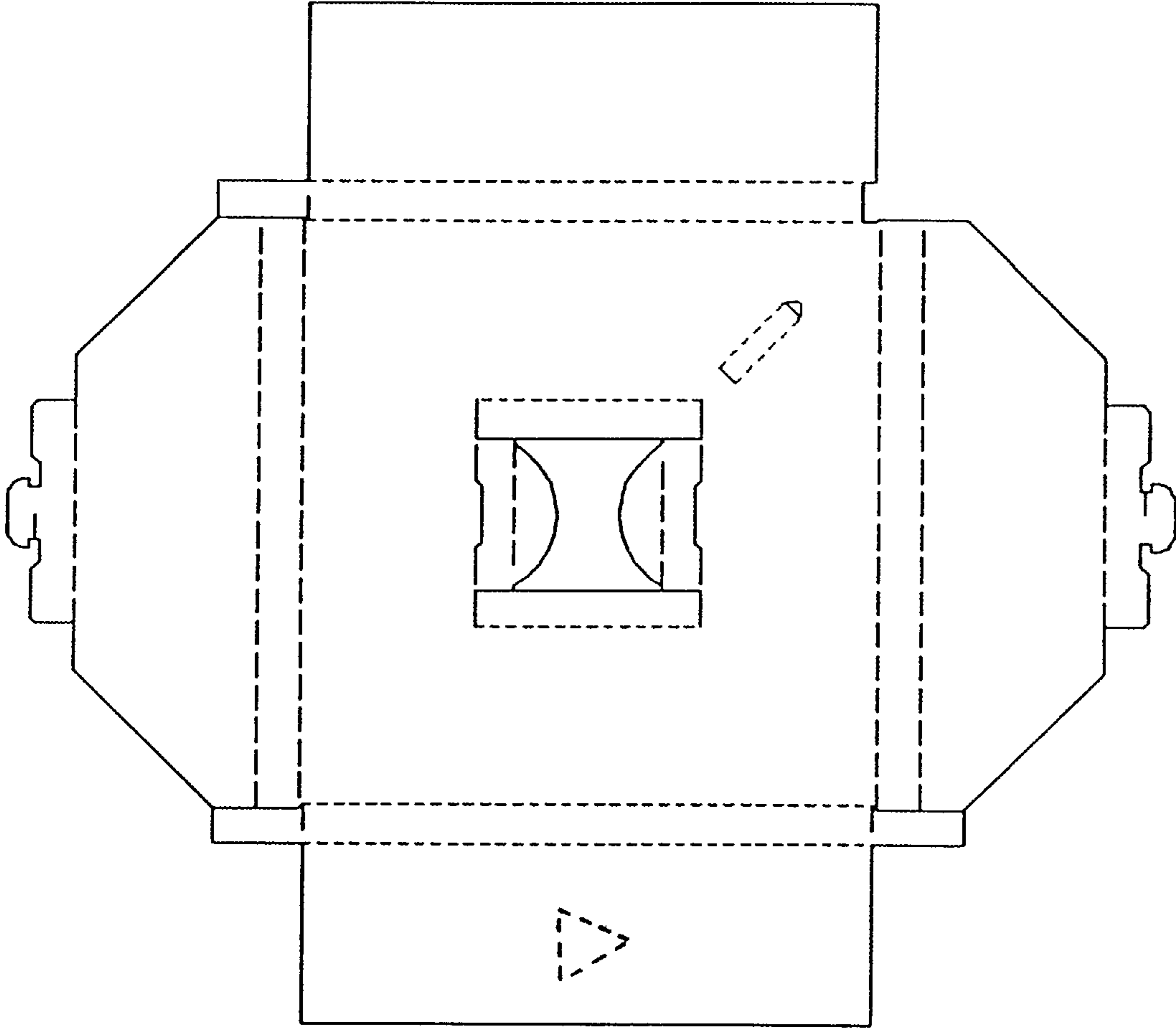


FIGURE 1

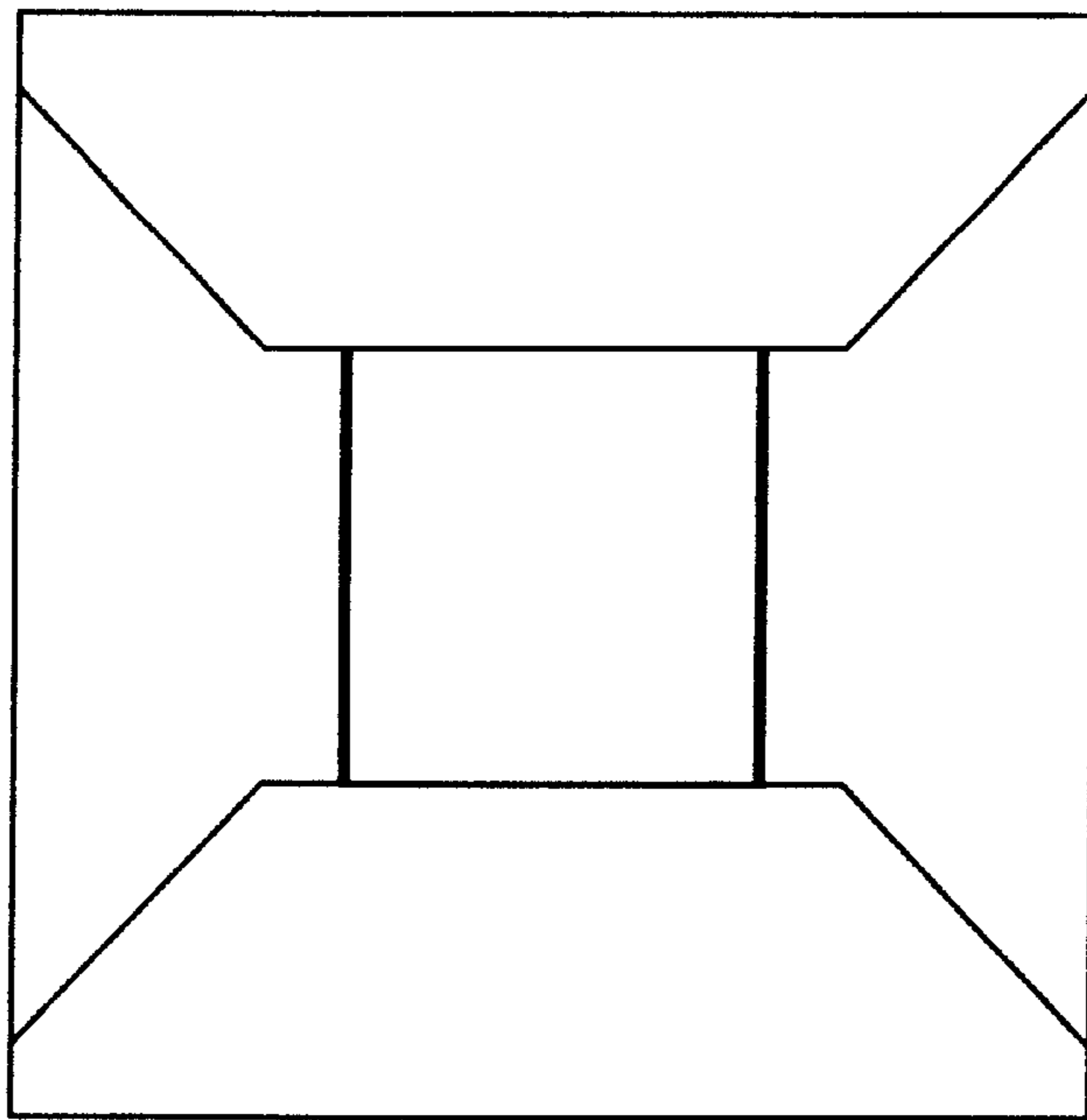


FIGURE 2

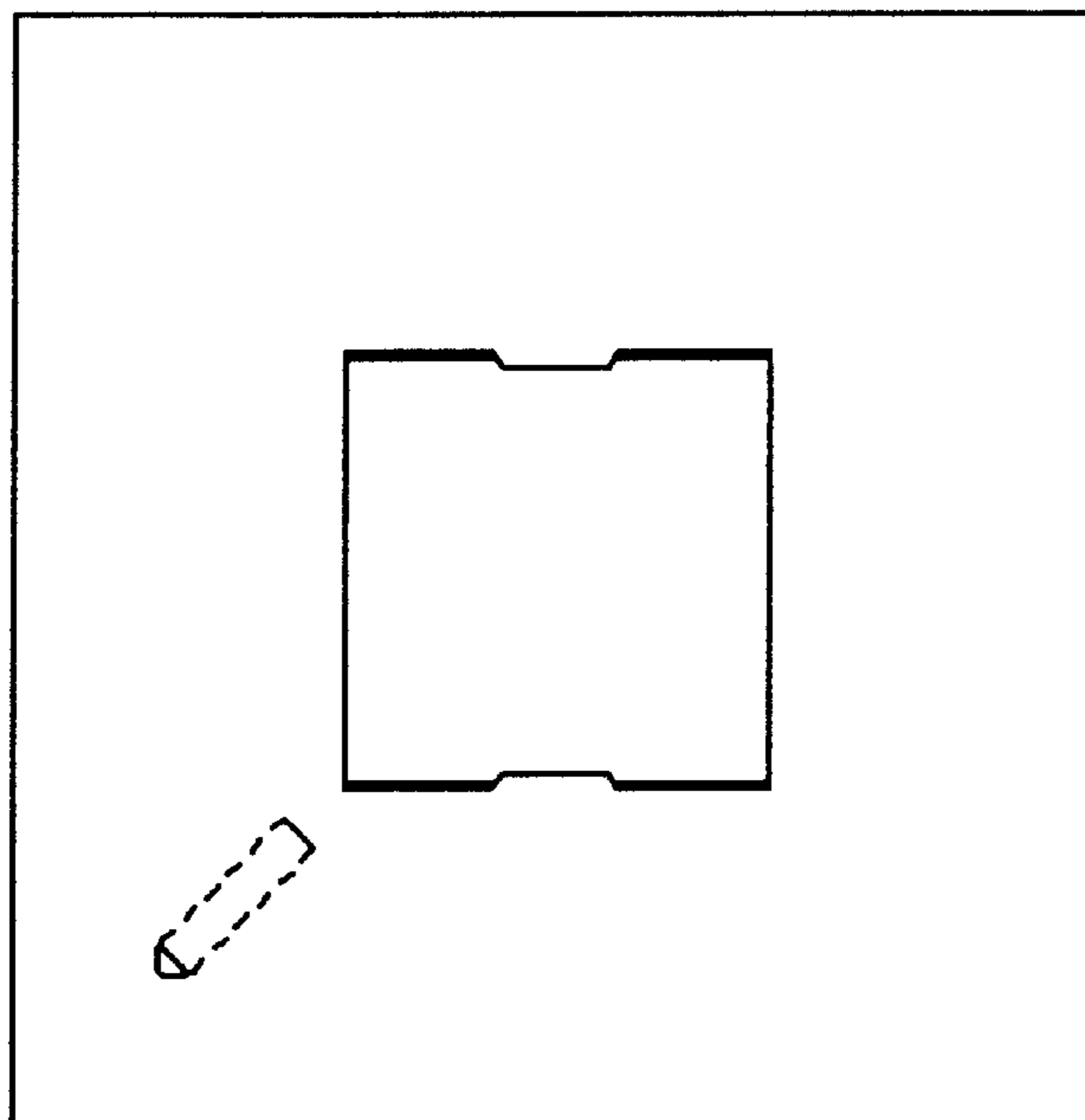


FIGURE 3