



US00D517902S

(12) **United States Design Patent**  
**Peterson**

(10) **Patent No.:** **US D517,902 S**

(45) **Date of Patent:** **\*\* Mar. 28, 2006**

(54) **TOW ROPE CADDY**

(75) Inventor: **Leroy L. Peterson**, Omaha, NE (US)

(73) Assignee: **Sportsstuff, Inc.**, Omaha, NE (US)

(\*\*) Term: **14 Years**

(21) Appl. No.: **29/210,170**

(22) Filed: **Jul. 28, 2004**

(51) **LOC (8) Cl.** ..... **08-05**

(52) **U.S. Cl.** ..... **D8/358**

(58) **Field of Classification Search** ..... 242/127,  
242/125.1, 118.8; D3/23; D6/512, 552; D8/358-359  
See application file for complete search history.

(56) **References Cited**

**U.S. PATENT DOCUMENTS**

2,704,928	A	*	3/1955	Curry	.....	249/120
2,979,210	A	*	4/1961	Patterson	.....	211/74
3,184,071	A	*	5/1965	Delaire	.....	211/74
3,856,140	A	*	12/1974	Fitts	.....	206/388
4,281,768	A	*	8/1981	Sommers	.....	211/74
4,321,768	A	*	3/1982	Enghardt	.....	446/227
D293,203	S	*	12/1987	Hertensteiner	.....	D8/354

D301,575	S	*	6/1989	Crawford, Jr.	.....	D13/119
D308,006	S	*	5/1990	Robbins	.....	D8/14
4,978,008	A	*	12/1990	Dalbo et al.	.....	206/574
D329,194	S	*	9/1992	Gillooly	.....	D8/356
D387,978	S	*	12/1997	McNally, Jr.	.....	D8/356
D478,269	S	*	8/2003	Snyder	.....	D8/354

\* cited by examiner

*Primary Examiner*—Holly H. Baynham

(74) *Attorney, Agent, or Firm*—Sturm & Fix LLP

(57) **CLAIM**

The ornamental design for a tow rope caddy, as shown and described.

**DESCRIPTION**

FIG. 1 is a perspective view of a tow rope caddy showing my new design;

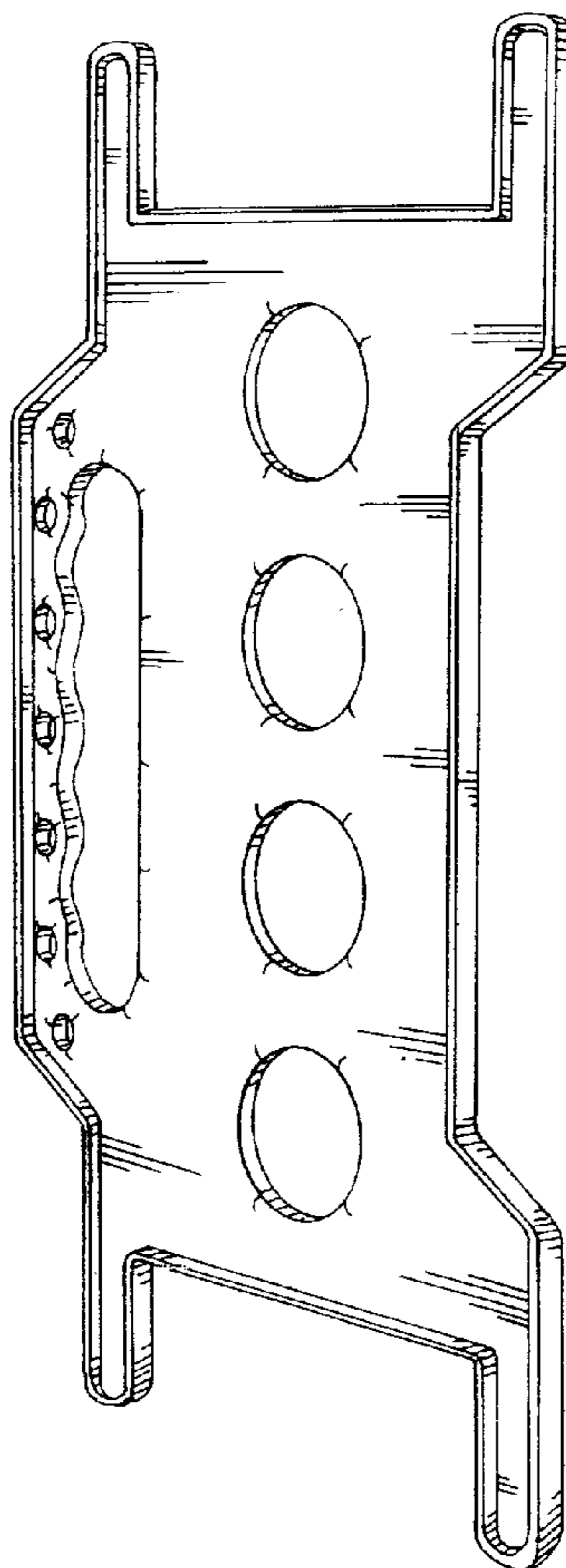
FIG. 2 is a front elevational view thereof, the rear elevational view being a mirror image;

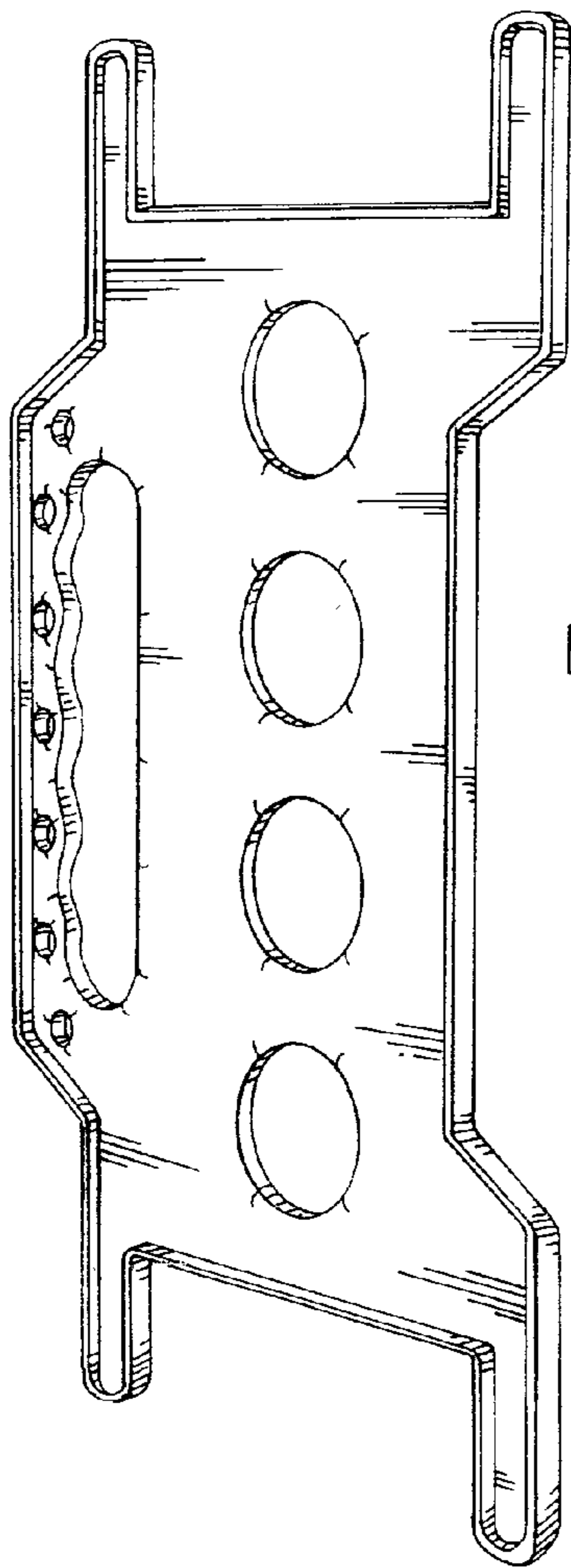
FIG. 3 is a left side elevational view thereof;

FIG. 4 is a right side elevational view thereof; and,

FIG. 5 is a top plan view, the bottom plan view being a mirror image thereof.

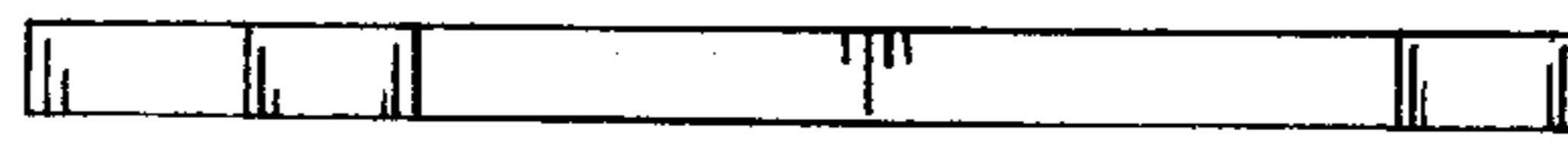
**1 Claim, 1 Drawing Sheet**



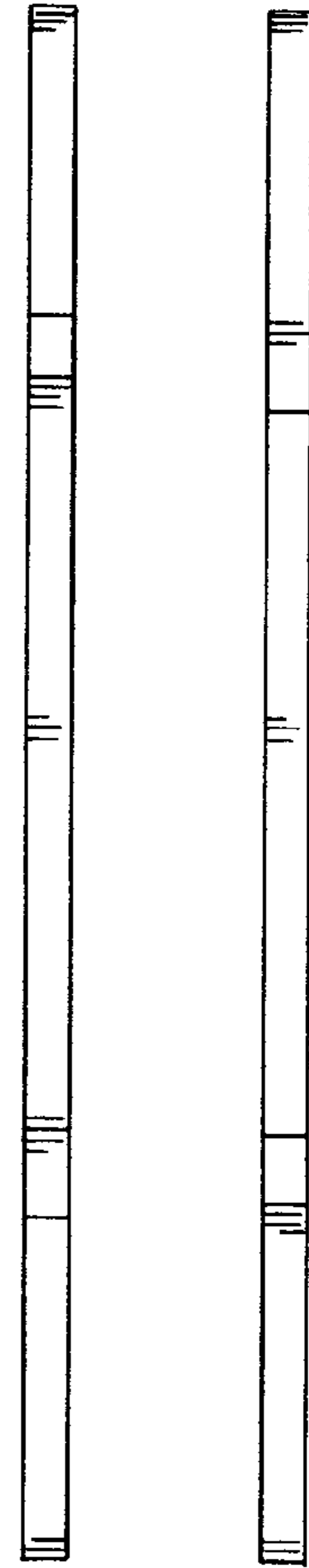


*Fig. 1*

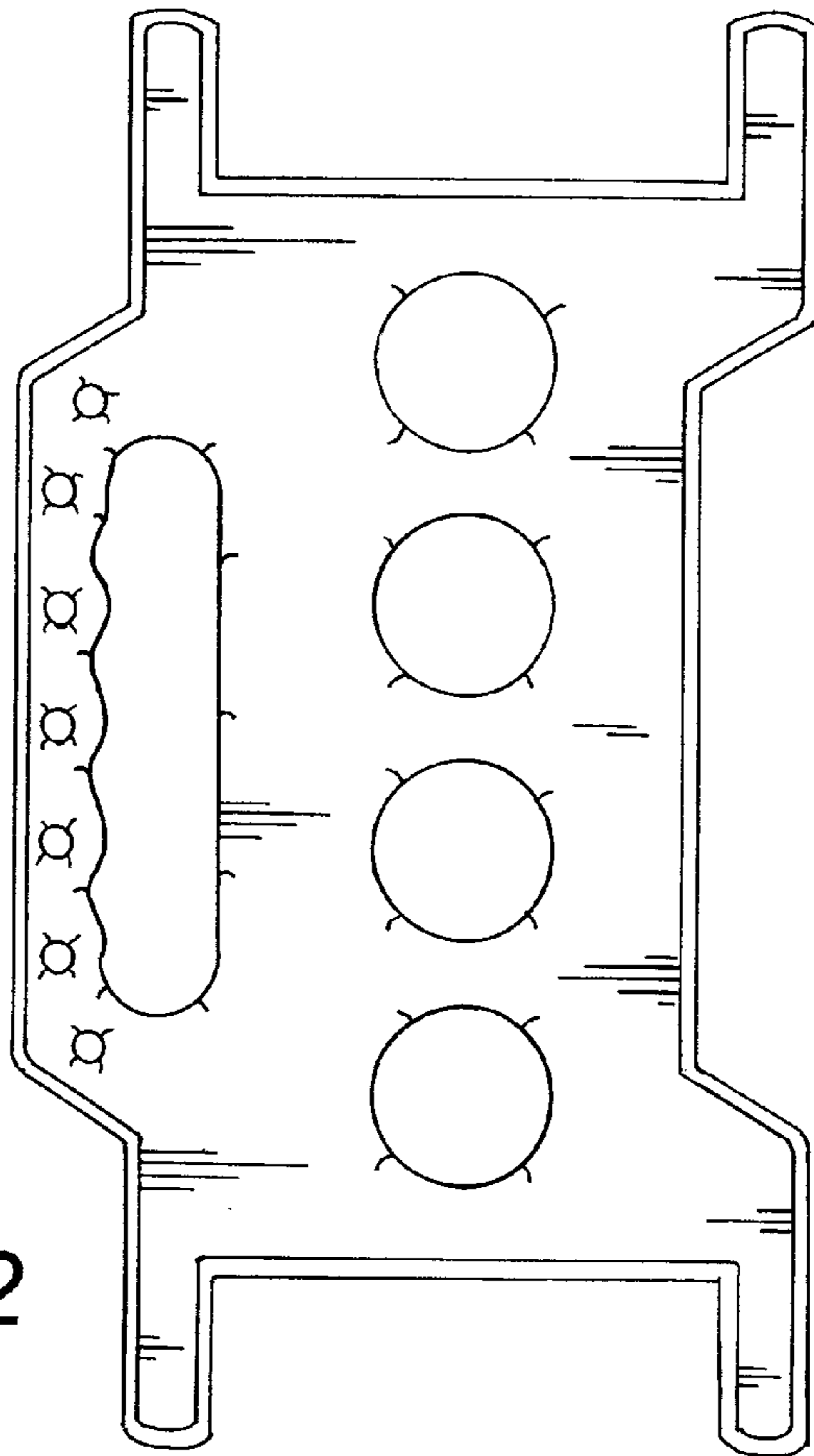
*Fig. 3*



*Fig. 5*



*Fig. 4*



*Fig. 2*