



US00D517898S

(12) **United States Design Patent**
Veltz et al.

(10) **Patent No.:** **US D517,898 S**
(45) **Date of Patent:** **** Mar. 28, 2006**

(54) **HANDLESET ESCUTCHEON**
(75) Inventors: **Jason D. Veltz**, Laguna Hills, CA (US);
Kenar Yegyayan, Cupertino, CA (US)
(73) Assignee: **Newfrey LLC**, Newark, DE (US)
(**) Term: **14 Years**
(21) Appl. No.: **29/211,991**
(22) Filed: **Aug. 25, 2004**
(51) **LOC (8) Cl.** **08-02**
(52) **U.S. Cl.** **D8/302; D8/321; D8/350**
(58) **Field of Classification Search** D8/300,
D8/301, 302, 308, 310, 316, 317-320, 350,
D8/353; D7/395; D23/254; 70/452, 429,
70/472, 370; 292/169.21, 347, 356, 357,
292/224, 173
See application file for complete search history.

3,452,564 A 7/1969 Hallgren
D218,619 S 9/1970 Young
D218,770 S 9/1970 Kelly
D219,330 S * 12/1970 McCain D8/350
D219,331 S * 12/1970 McCain D8/350
D219,702 S 1/1971 Korol
3,677,593 A 7/1972 Wahlberg
D239,798 S 5/1976 Vrignaud
D257,476 S 11/1980 Sirois
D261,856 S 11/1981 Meisner
D262,601 S 1/1982 Peppard
D269,942 S 8/1983 Coppola
D280,073 S 8/1985 Wildgen
D290,336 S 6/1987 Paul
D292,063 S 9/1987 Hill
D297,507 S 9/1988 Yandek et al.
D298,733 S 11/1988 Pool

(Continued)

Primary Examiner—Paula A. Greene
(74) *Attorney, Agent, or Firm*—Richard J. Veltman; John D. DelPonti

(56) **References Cited**

U.S. PATENT DOCUMENTS

211,853 A 2/1879 Kinzer
234,058 A 11/1880 Peacock
653,693 A 7/1900 Parker
897,802 A 9/1908 Voight et al.
924,801 A 6/1909 Lockwood
1,005,099 A 10/1911 Bishop
1,112,485 A 10/1914 Snyder
1,501,988 A 7/1924 Fredrickson
1,724,630 A 8/1929 Wilson
1,803,375 A 5/1931 Adams
1,858,604 A 5/1932 Teich
1,942,525 A 1/1934 Weller
2,175,791 A 10/1939 Brauning
D118,119 S 12/1939 Jones
D130,321 S * 11/1941 Borchers D8/316
2,655,398 A 10/1953 Birbaum
2,676,049 A 4/1954 Wurzel
D176,714 S 1/1956 Fitzgerald
D179,220 S 11/1956 Russell
D192,496 S 4/1962 Sundberg et al.
D203,031 S 11/1965 Carsello
D208,690 S 9/1967 Morgan

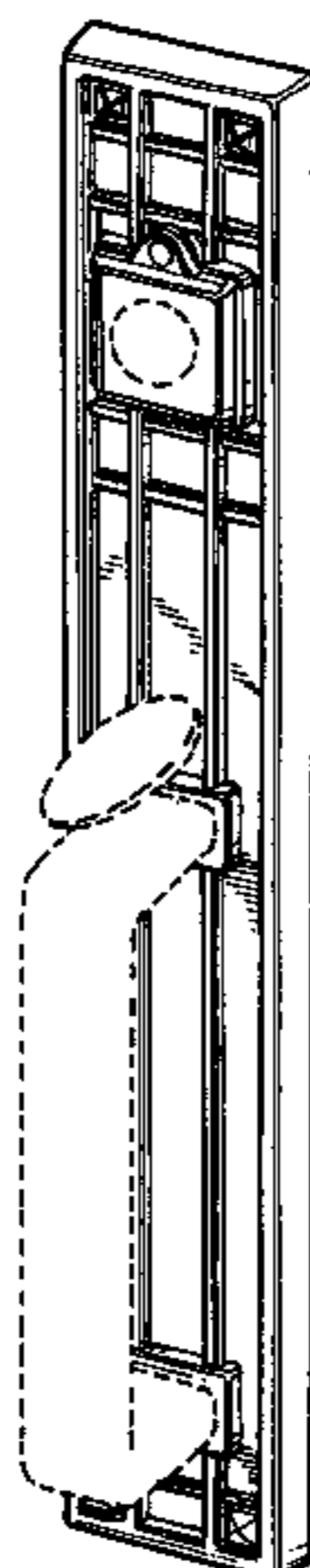
(57) **CLAIM**

The ornamental design for a handset escutcheon, as shown and described.

DESCRIPTION

FIG. 1 is a perspective view of the new design for a handset escutcheon;
FIG. 2 is a front elevational view of the new design for a handset escutcheon;
FIG. 3 is a right side elevational view of the new design for a handset escutcheon, the left side elevational view being a mirror image;
FIG. 4 is a top plan view of the new design for a handset escutcheon;
FIG. 5 is a bottom plan view of the new design for a handset escutcheon; and,
FIG. 6 is a back elevational view of the new design for a handset escutcheon.
The broken lines in the Figures are for illustrative purposes only and form no part of the claimed design.

1 Claim, 2 Drawing Sheets



US D517,898 S

Page 2

U.S. PATENT DOCUMENTS

D300,115 S	3/1989	Halsted et al.	D390,774 S	2/1998	Lutzker	
D300,299 S	3/1989	Bellini	D393,994 S	5/1998	Hankel et al.	
4,873,853 A	10/1989	Foshee	D400,776 S	11/1998	Prevot et al.	
D311,855 S	11/1990	Jans	5,835,980 A	11/1998	Houssian	
D313,542 S	1/1991	Fayerman	5,837,932 A	11/1998	Carswell et al.	
D315,087 S	3/1991	Jans	5,881,433 A	3/1999	Mutone et al.	
D315,488 S	3/1991	Tremonti	D423,326 S	4/2000	Moon et al.	
D319,963 S	9/1991	Britz et al.	D427,291 S	6/2000	Milrud et al.	
D334,881 S	4/1993	Sentschak, II et al.	D431,444 S	10/2000	Short	
5,219,192 A	6/1993	Berger	D431,445 S	10/2000	Short	
D338,608 S	8/1993	Martin et al.	D444,694 S	7/2001	Alvarado	
D339,280 S	9/1993	Bray et al.	D455,199 S	4/2002	Lenart et al.	
D343,107 S	1/1994	Fulton	D455,633 S	4/2002	Jospe	
D346,105 S	4/1994	Shaanan	D466,788 S	12/2002	Baskauskas et al.	
D350,890 S	9/1994	Boeri	D469,329 S	1/2003	Martin	
D351,099 S	10/1994	Flasz	D487,388 S	3/2004	Gundlach et al.	
D351,981 S	11/1994	Susani et al.	D499,950 S	* 12/2004	Roberts, III D8/302
D381,253 S	7/1997	Guidotti	D501,634 S	* 2/2005	Denoual D8/302
D387,650 S	12/1997	Lutzker				

* cited by examiner

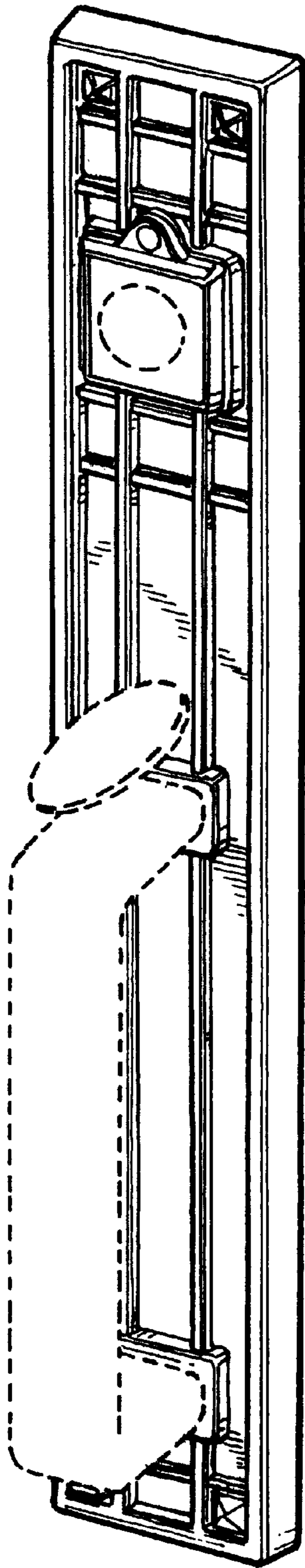


FIG. 1

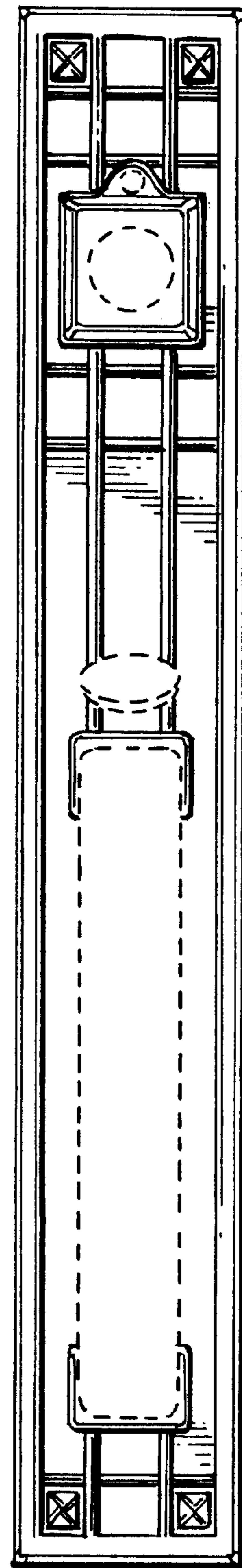


FIG. 2

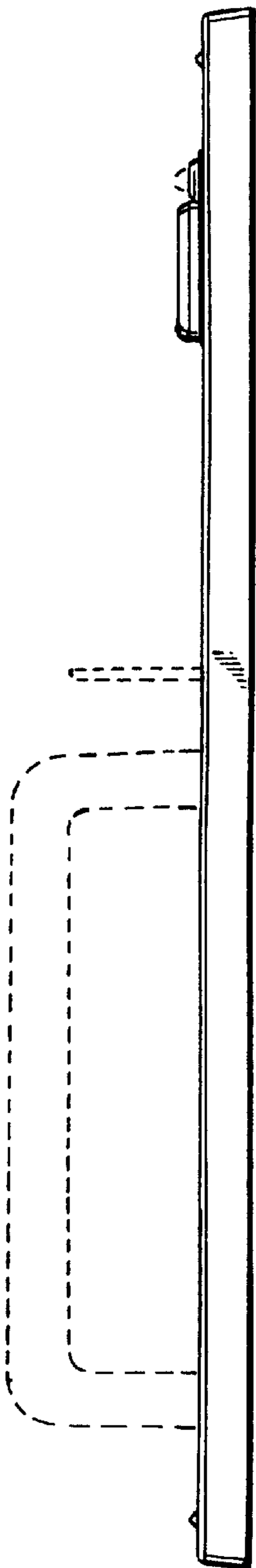


FIG. 3

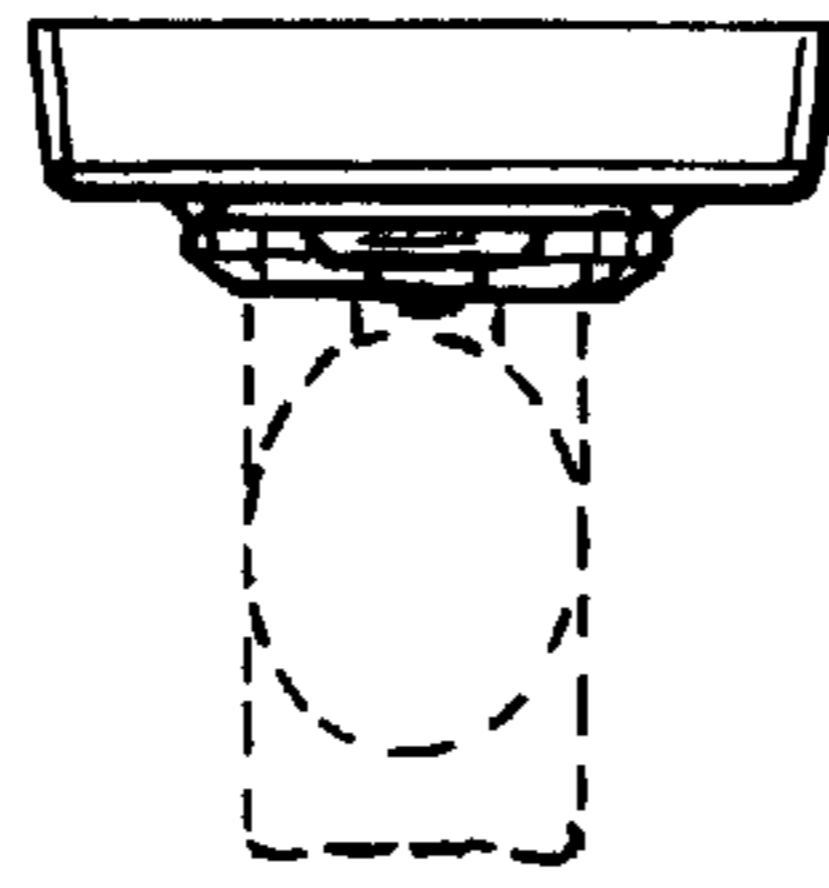


FIG. 4

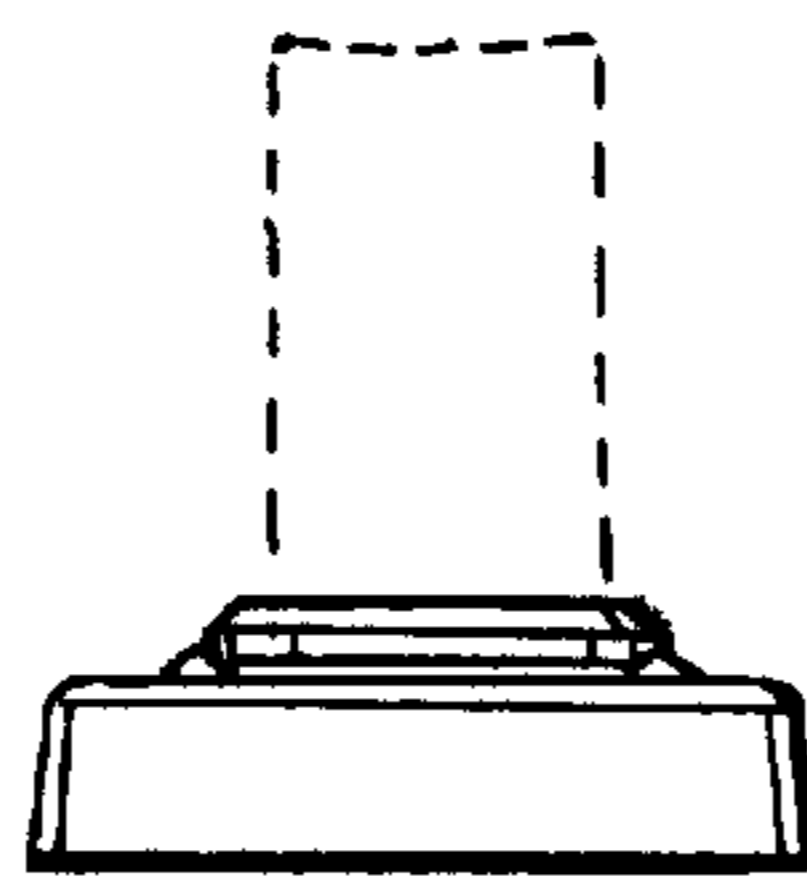


FIG. 5




FIG. 6