

US00D517896S

(12) **United States Design Patent**  
**Hsu**

(10) **Patent No.:** **US D517,896 S**

(45) **Date of Patent:** **\*\* Mar. 28, 2006**

(54) **TOOL HANDLE**

(76) **Inventor:** **Frank Hsu**, 14F-3, No. 148,  
Chung-Hsing E. Rd., Tai-Ping City,  
Taichung Hsien (TW)

(\*\*) **Term:** **14 Years**

(21) **Appl. No.:** **29/206,775**

(22) **Filed:** **Jun. 3, 2004**

(51) **LOC (8) Cl.** ..... **08-04**

(52) **U.S. Cl.** ..... **D8/107**

(58) **Field of Classification Search** ..... D8/107,  
D8/45, 47, 98, 83; D7/395, 393, 401.2; 16/110.1,  
16/430-431; 81/489; 15/143.1, 236.01, 236.06;  
30/169

See application file for complete search history.

(56) **References Cited**

**U.S. PATENT DOCUMENTS**

- D229,282 S \* 11/1973 Covey ..... D8/47
- D372,411 S \* 8/1996 Ho ..... D8/83
- D380,345 S \* 7/1997 Lu ..... D7/395

- D399,722 S \* 10/1998 Eidsmoe et al. .... D8/107
- D414,395 S \* 9/1999 Panfili ..... D8/107
- D427,044 S \* 6/2000 White et al. .... D8/107
- D477,980 S \* 8/2003 Chang ..... D8/83

\* cited by examiner

*Primary Examiner*—Pamela Burgess

(74) *Attorney, Agent, or Firm*—Akin Gump Strauss Hauer  
& Feld, LLP


(57) **CLAIM**

The ornamental design for tool handle, as shown and described.

**DESCRIPTION**

FIG. 1 is a perspective view of tool handle showing my new design;  
 FIG. 2 is a reduced scale front elevational view thereof;  
 FIG. 3 is a rear elevational view thereof;  
 FIG. 4 is a left side elevational view thereof;  
 FIG. 5 is a right side elevational view thereof;  
 FIG. 6 is a top plan view thereof; and,  
 FIG. 7 is a bottom plan view thereof.

**1 Claim, 4 Drawing Sheets**






FIG. 1

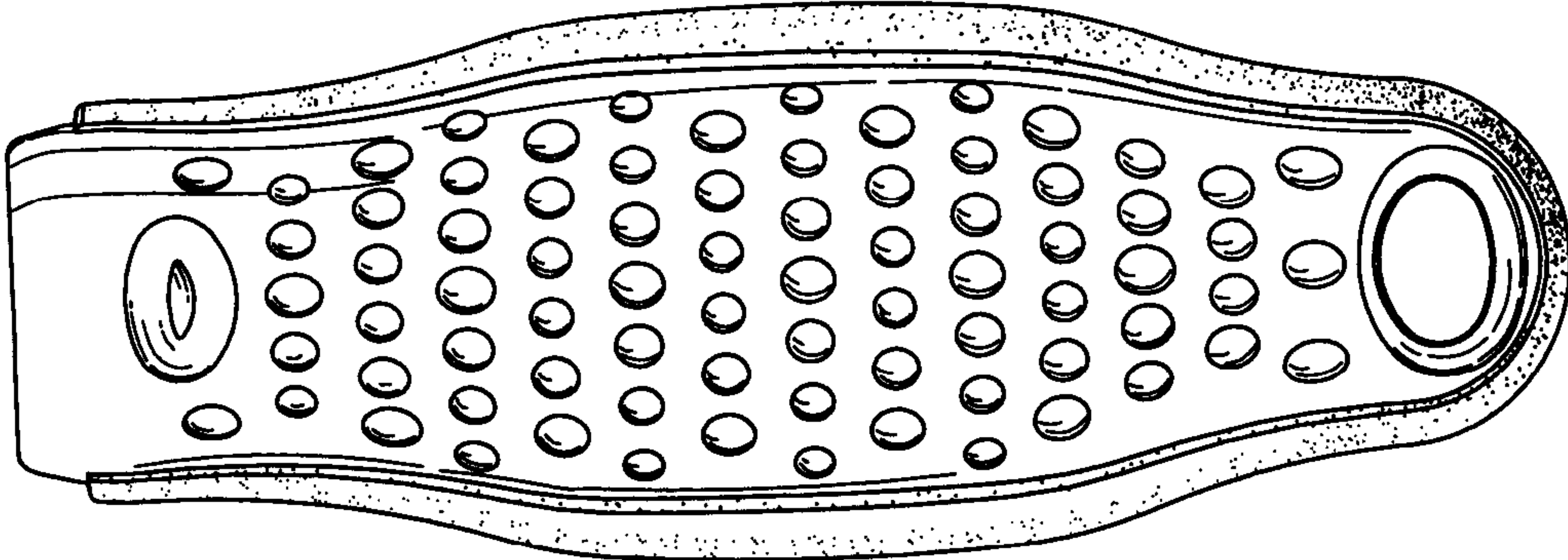


FIG. 3

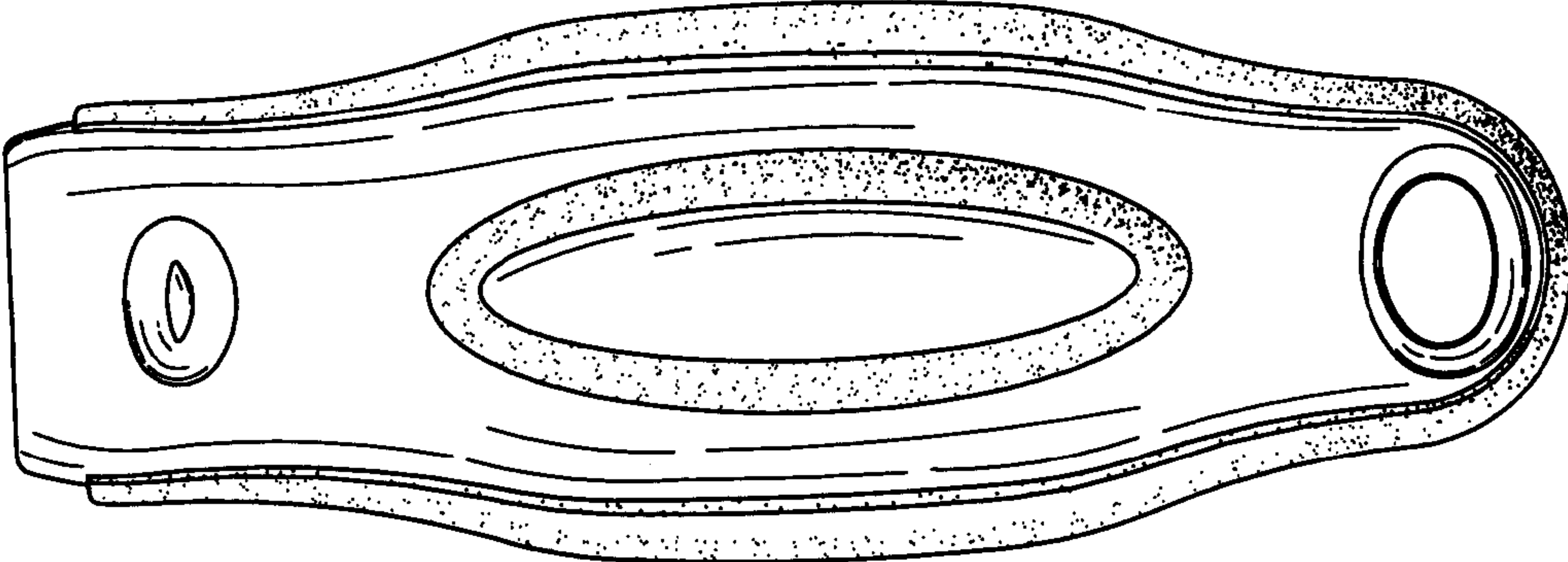


FIG. 2

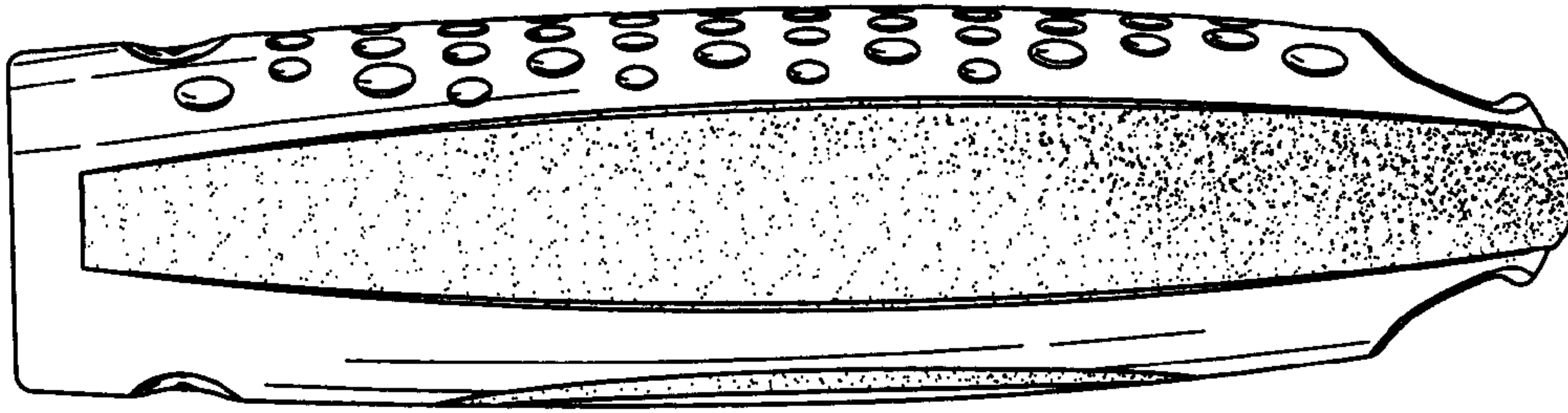


FIG. 5

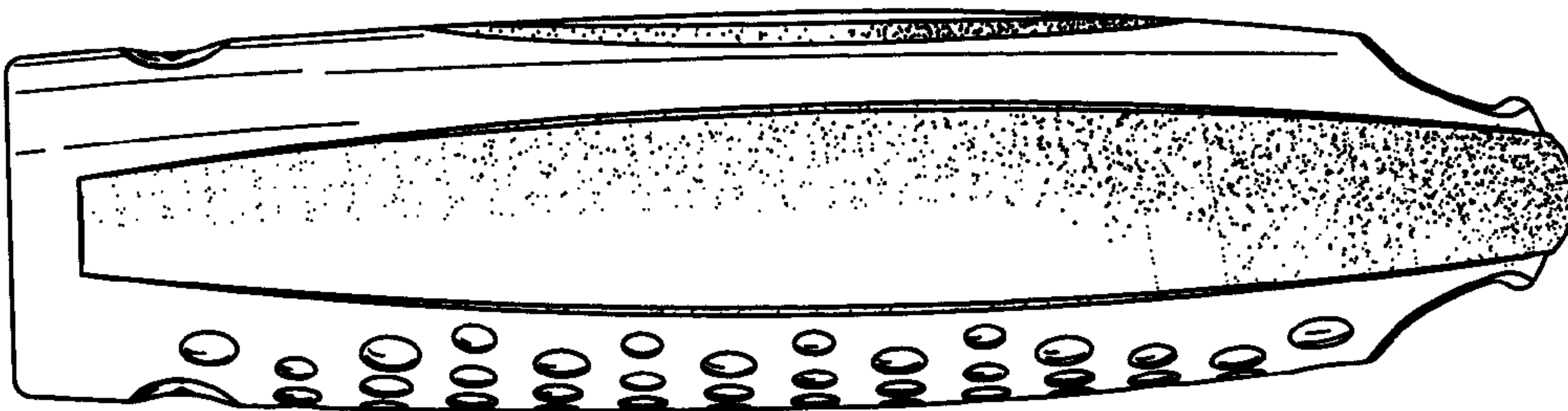


FIG. 4

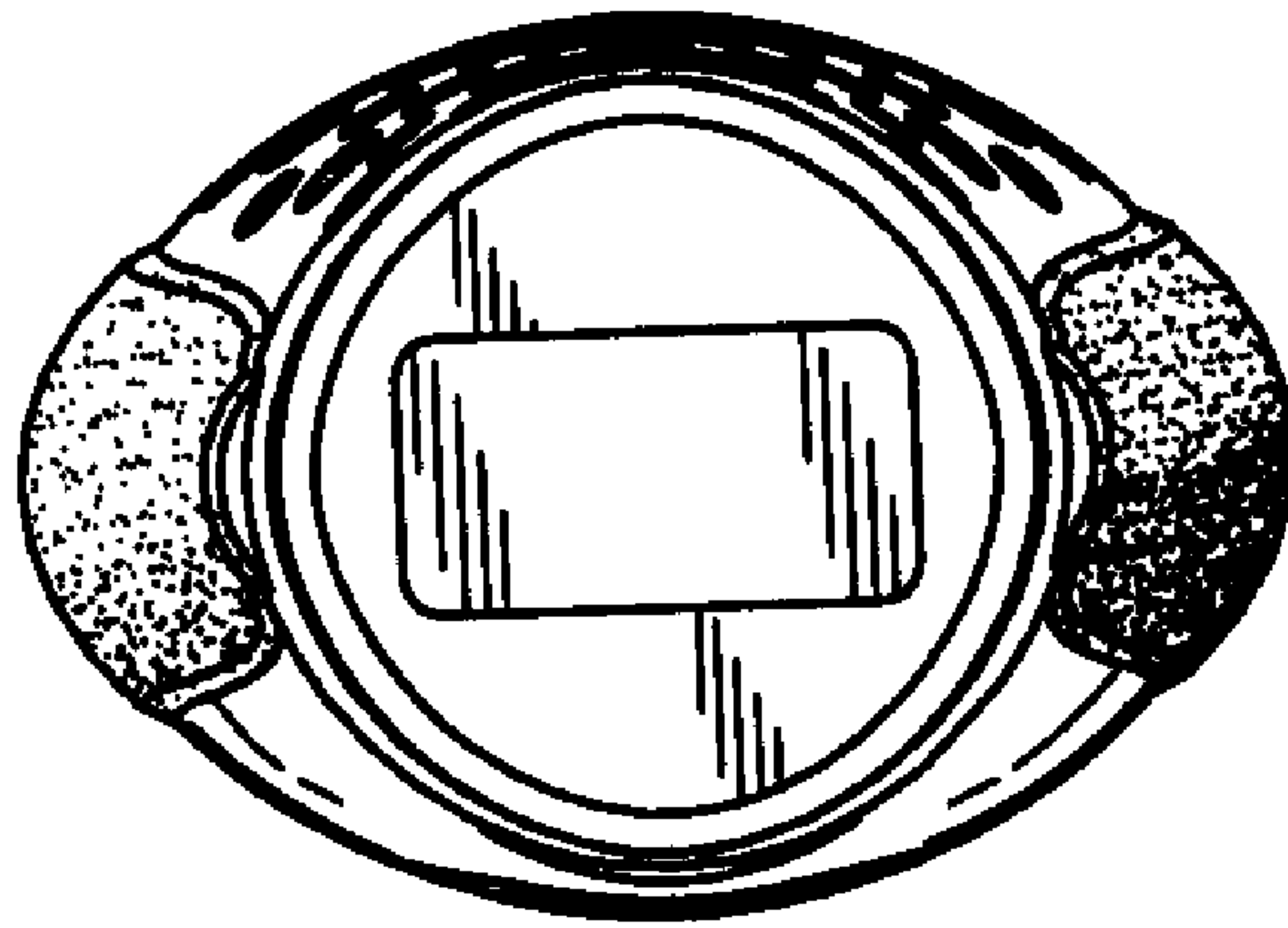


FIG. 6

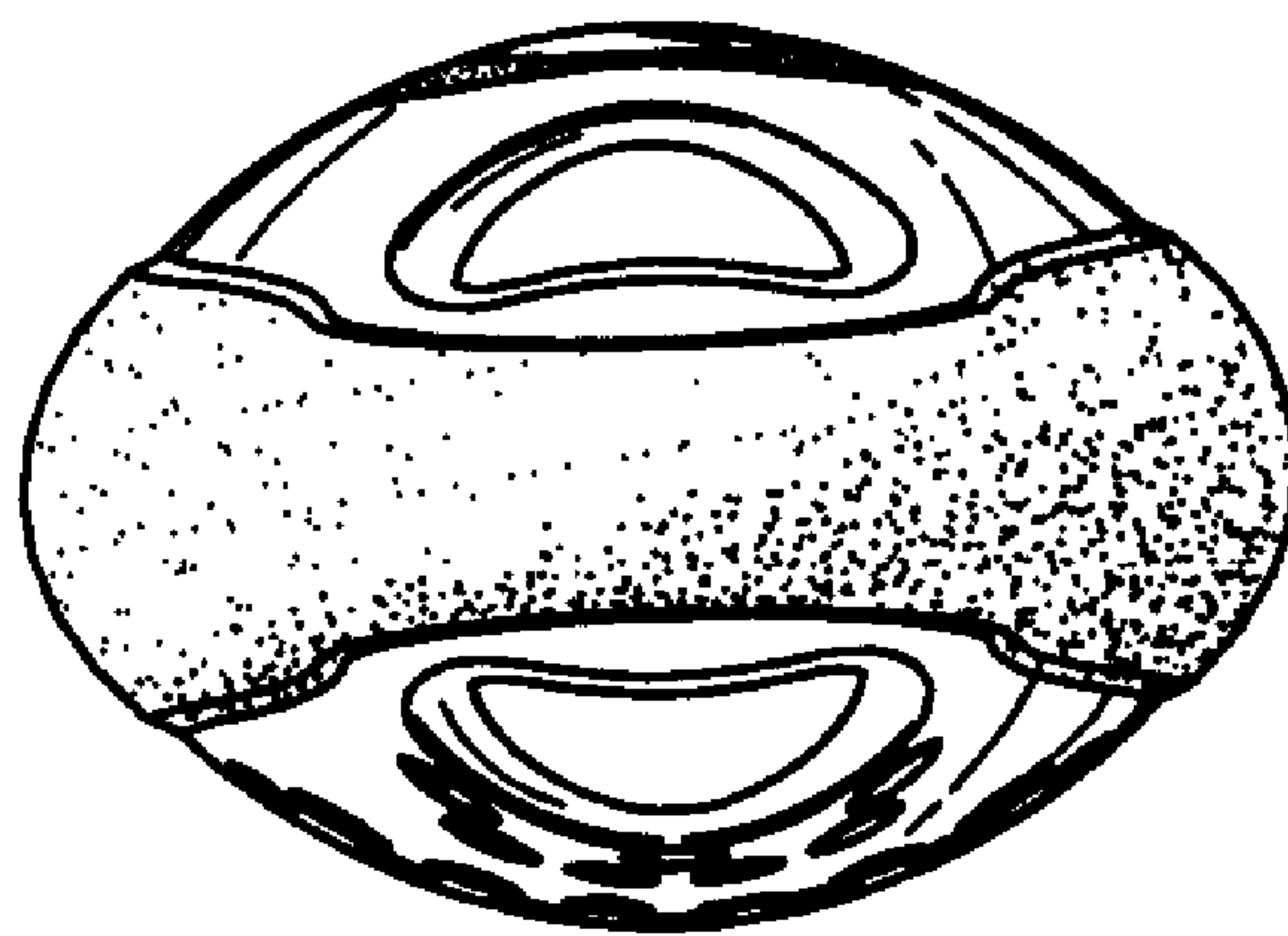


FIG. 7