



US00D517881S

(12) **United States Design Patent**
Kelleghan

(10) **Patent No.:** **US D517,881 S**
(45) **Date of Patent:** **** Mar. 28, 2006**

(54) **DOLPHIN SHAPED BOTTLE OPENER**

D491,047 S 6/2004 Kelleghan
D500,648 S * 1/2005 Kelleghan D8/38

(75) Inventor: **Brian James Kelleghan**, Longmont,
CO (US)

(73) Assignee: **Bison Designs, L.L.C.**, Longmont, CO
(US)

(**) Term: **14 Years**

(21) Appl. No.: **29/205,578**

(22) Filed: **May 18, 2004**

(51) **LOC (8) Cl.** **07-99**

(52) **U.S. Cl.** **D8/38**

(58) **Field of Classification Search** D8/16-20,
D8/33-35, 38-43, 88, 89, 105, 356; 7/138,
7/151-166; 30/1.5, 169, 400-450; 81/3.05-3.49;
294/15

See application file for complete search history.

(56) **References Cited**

U.S. PATENT DOCUMENTS

D38,899 S	11/1907	Newcomb	
D41,894 S	11/1911	Sommer	
D279,645 S	7/1985	Makris	
D325,068 S	3/1992	Gaury D23/207
D334,696 S	4/1993	Makris	
D433,899 S	11/2000	Saffron et al.	
D451,774 S	12/2001	Kelleghan	
D452,122 S	12/2001	Hughes et al.	
D465,993 S	11/2002	Kelleghan	
D476,218 S	6/2003	Kelleghan	
D486,377 S	2/2004	Kelleghan	

OTHER PUBLICATIONS

The Virtual Corckscrew Museum ©2001 (www.bullworks.net), The Aviary, Flamingo corckscrew.*

U.S. Appl. No. 29/189,314, filed Sep. 2, 2003, Brian James Kelleghan.

Decorative Carabiner in Dolphin Shape (photocopy attached), date unknown.

Dolphin Shaped Keychain (photocopy attached), date unknown.

* cited by examiner

Primary Examiner—Caron D. Veynar

(74) *Attorney, Agent, or Firm*—Margaret Polson; Patent Law Offices of Rick Martin, :P.C.

(57) **CLAIM**

The ornamental design for a dolphin shaped bottle opener, as shown and described.

DESCRIPTION

FIG. 1 is a plan view of the top and bottom side, which are mirror images, of my new design for a dolphin shaped bottle opener.

FIG. 2 is a right side elevation view of FIG. 1.

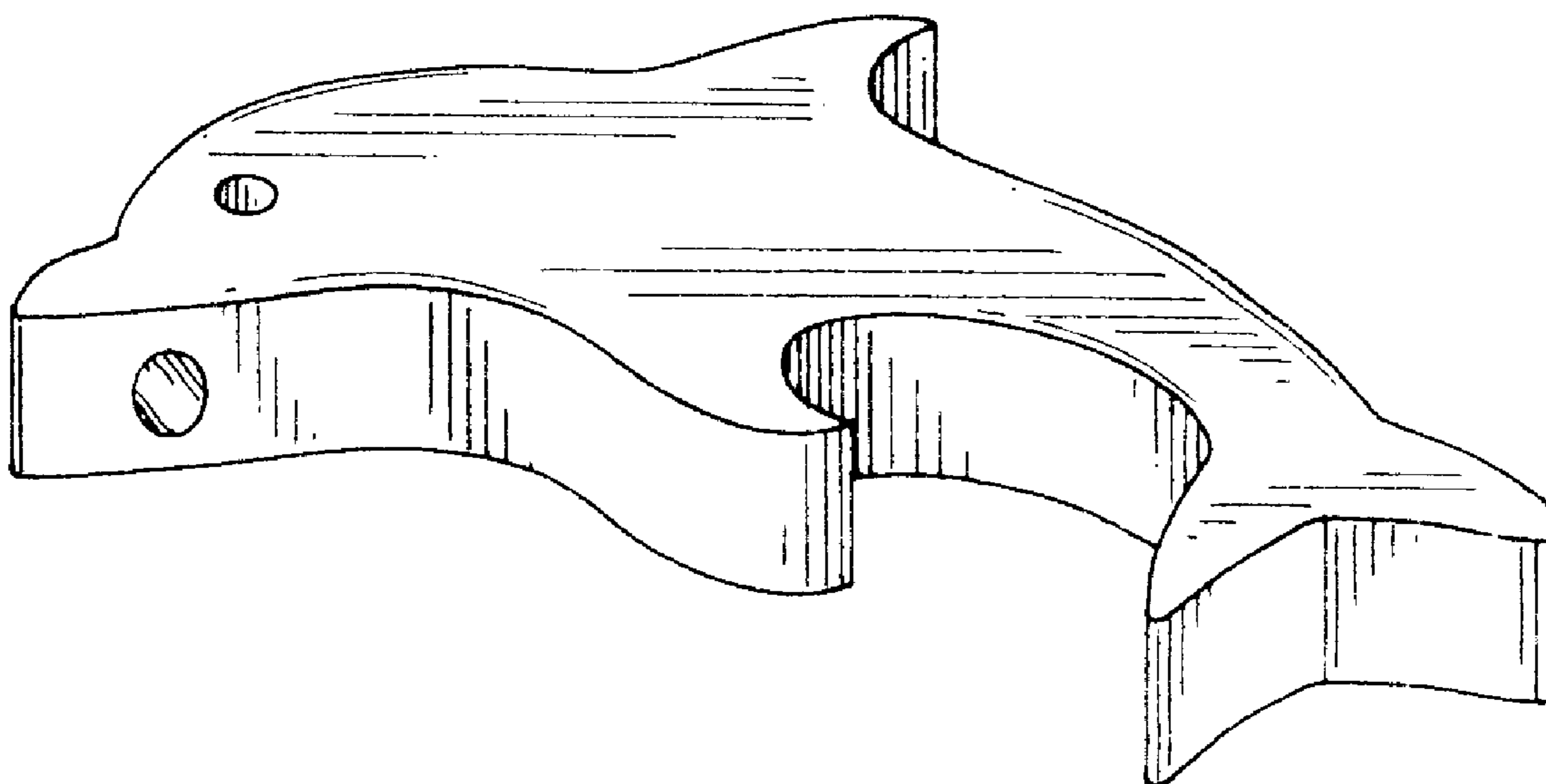
FIG. 3 is a left side elevation view of FIG. 1.

FIG. 4 is a back side elevation view of FIG. 1.

FIG. 5 is a front side elevation view of FIG. 1; and,

FIG. 6 is a top perspective view of FIG. 1.

1 Claim, 1 Drawing Sheet






FIG. 4




FIG. 2

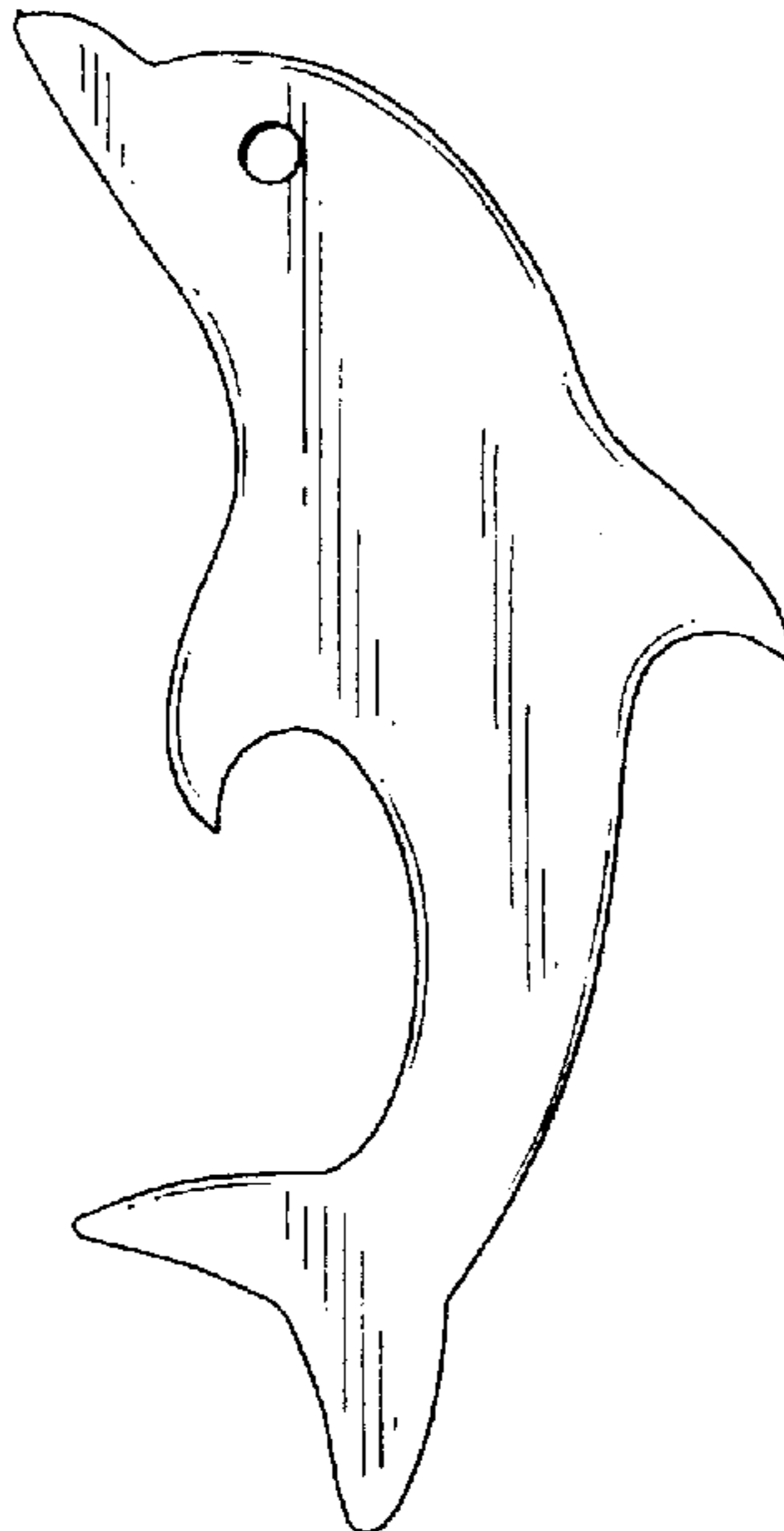


FIG. 1



FIG. 3




FIG. 5

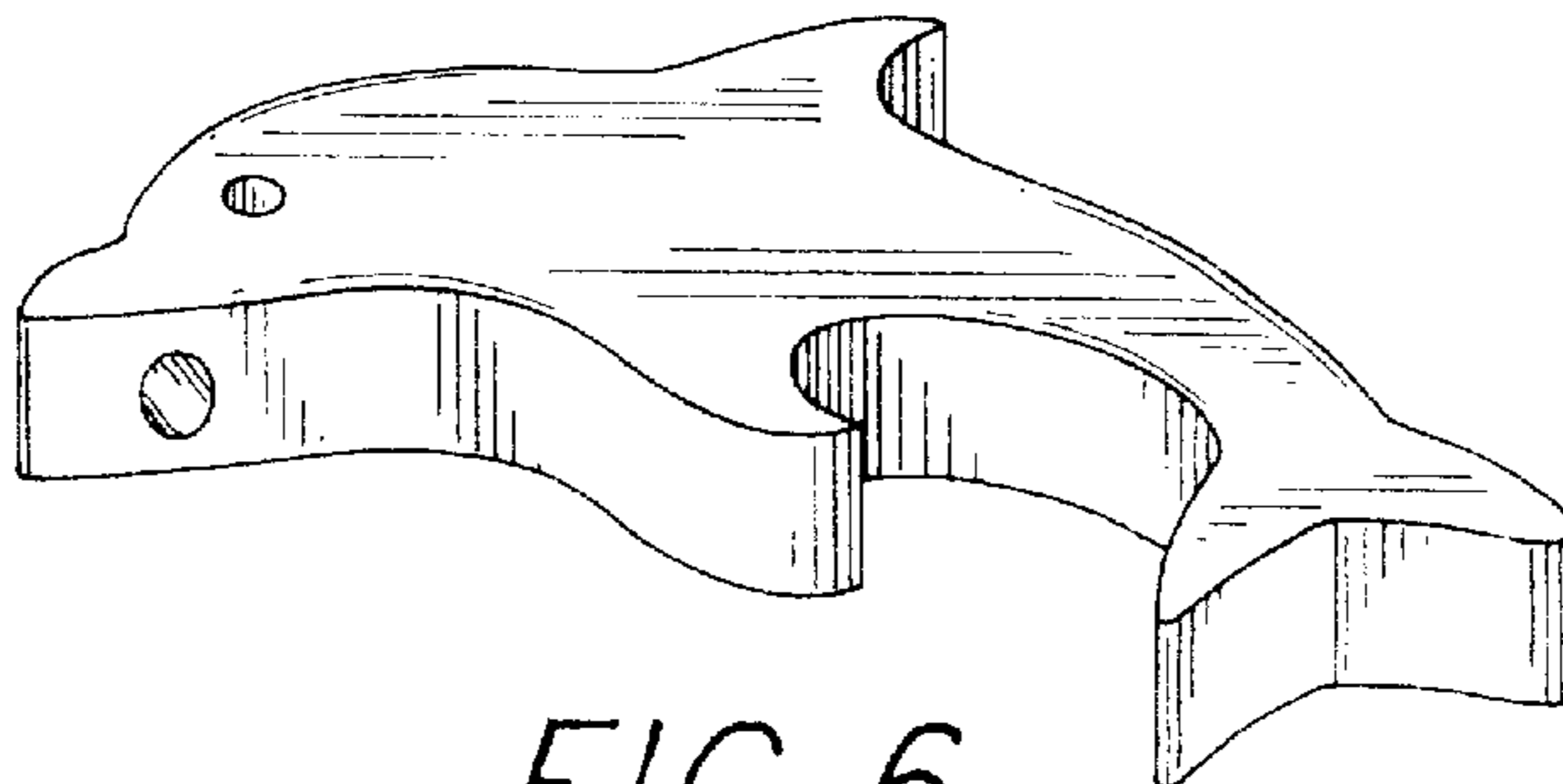


FIG. 6