



US00D517878S

(12) **United States Design Patent**  
**Van Swieten**

(10) **Patent No.:** **US D517,878 S**

(45) **Date of Patent:** **\*\* Mar. 28, 2006**

(54) **PART FOR MASTIC GUN**

D285,895 S \* 9/1986 Cox ..... D8/14.1  
D363,405 S \* 10/1995 Elliott, Sr. .... D7/669

(75) Inventor: **Roy E. Van Swieten**, Hedel (NL)

\* cited by examiner

(73) Assignee: **Ray Technology Group B.V.**, Drunen (NL)

*Primary Examiner*—Holly H. Baynham  
(74) *Attorney, Agent, or Firm*—The Webb Law Firm

(\*\*) Term: **14 Years**

(21) Appl. No.: **29/225,594**

(22) Filed: **Mar. 17, 2005**

(30) **Foreign Application Priority Data**

Sep. 20, 2004 (EM) ..... 000229869

(51) **LOC (8) Cl.** ..... **08-05**

(52) **U.S. Cl.** ..... **D8/14.1**

(58) **Field of Classification Search** ..... D8/14.1;  
222/158, 327

See application file for complete search history.

(57) **CLAIM**

The ornamental design for a part for mastic gun, as shown.

**DESCRIPTION**

FIG. 1 is a perspective view of a part for mastic gun in accordance with the present invention; and,

FIG. 2 is another perspective view thereof.

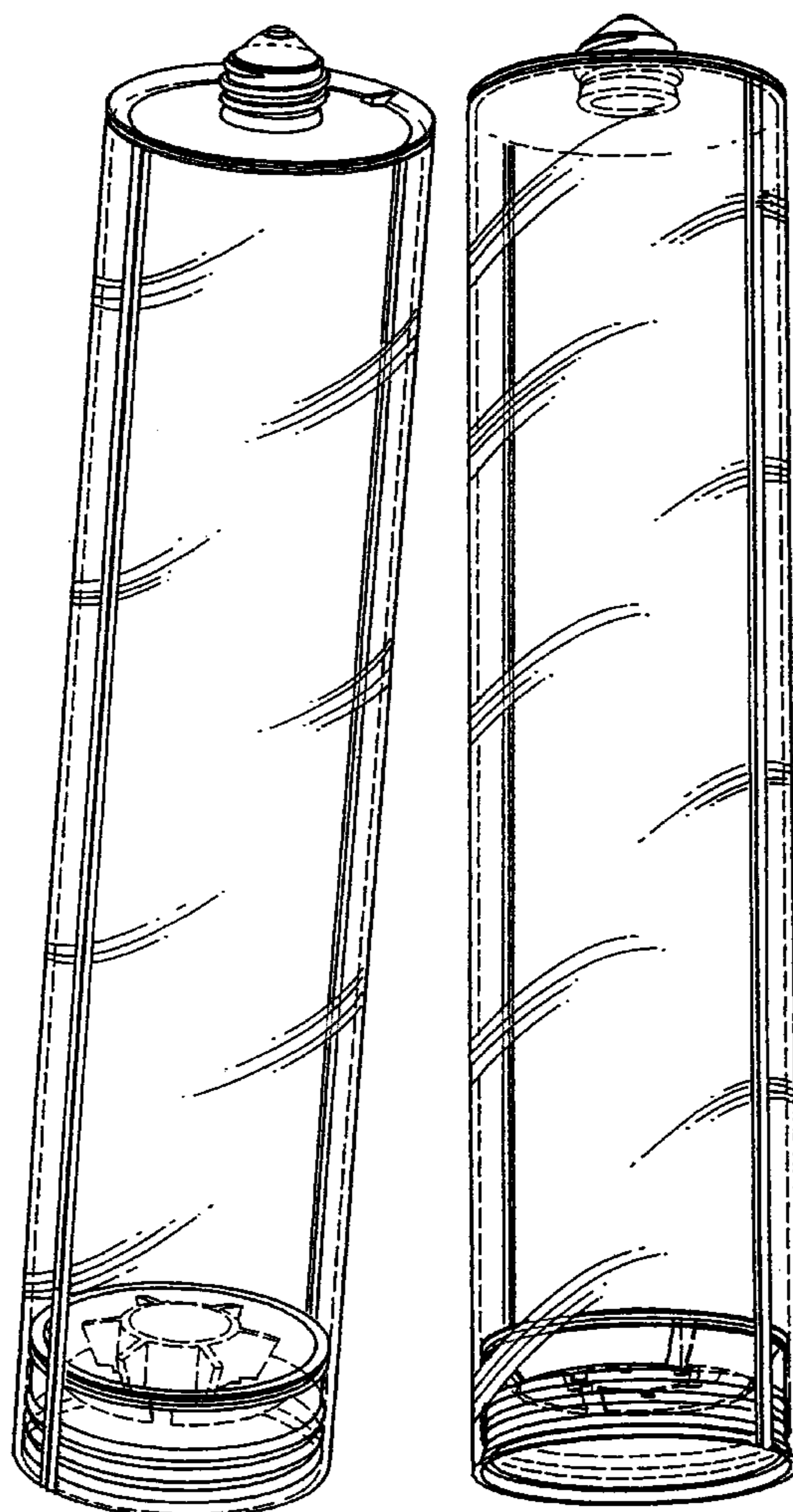
The broken line showing of structure is for illustrative purposes only and forms no part of the claimed design.

(56) **References Cited**

**U.S. PATENT DOCUMENTS**

1,996,628 A \* 4/1935 Schneider ..... 425/376.1

**1 Claim, 1 Drawing Sheet**



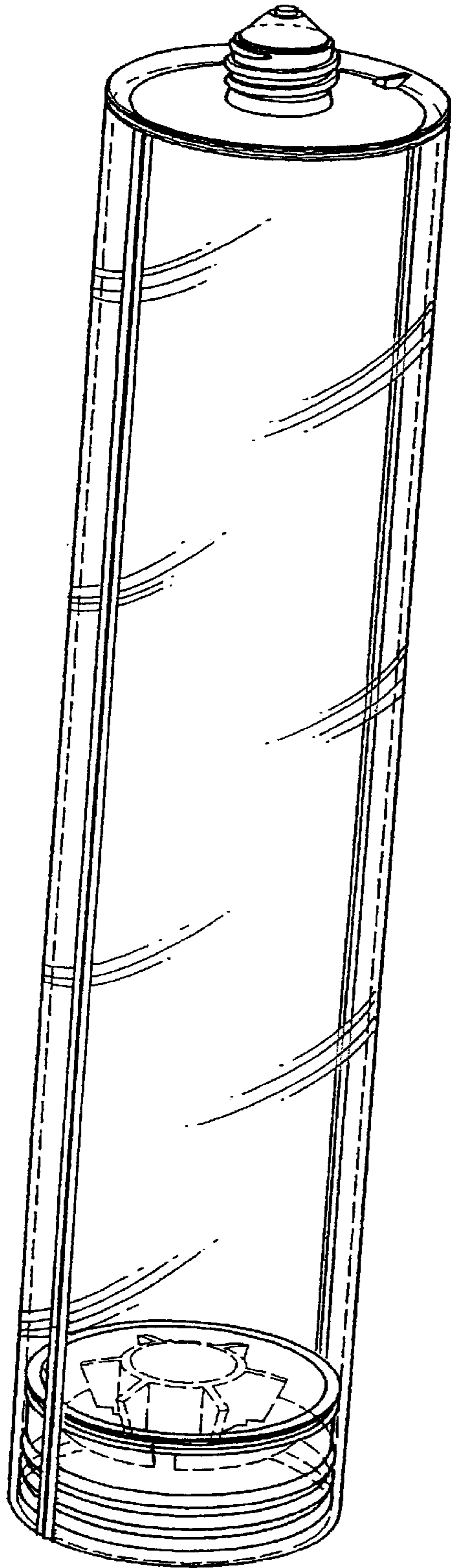


FIG. 1

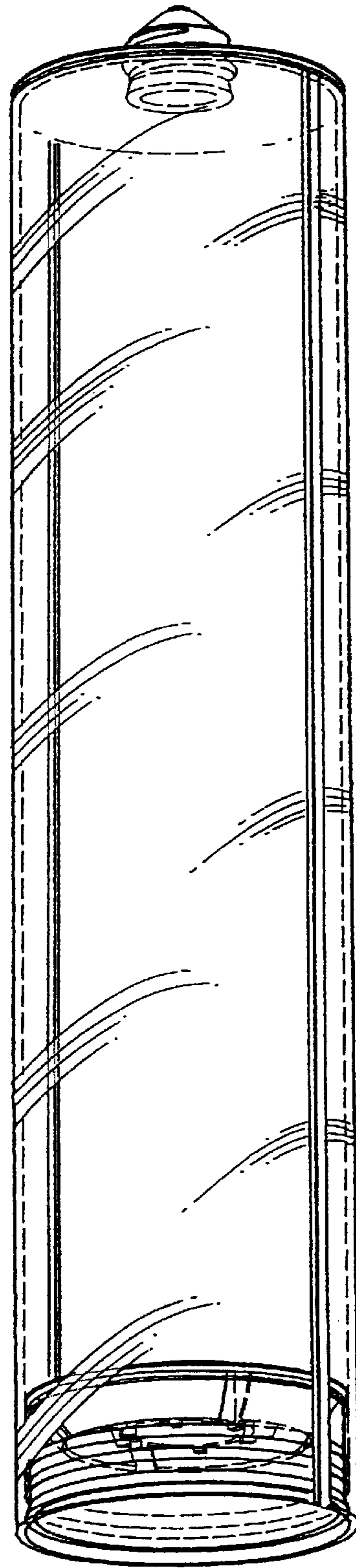


FIG. 2