



US00D517870S

(12) **United States Design Patent**  
**Perkins**

(10) **Patent No.:** **US D517,870 S**  
(45) **Date of Patent:** **\*\* Mar. 28, 2006**

(54) **UTENSIL CADDY**

(76) Inventor: **Drew Perkins**, c/o Lane 1610 W.  
Broad, Mansfield, TX (US) 76063

(\*\*) Term: **14 Years**

(21) Appl. No.: **29/216,775**

(22) Filed: **Nov. 8, 2004**

(51) **LOC (8) Cl.** ..... **07-07**

(52) **U.S. Cl.** ..... **D7/637**

(58) **Field of Classification Search** ..... D7/637-641,  
D7/601; 211/60.1, 70.6, 70.7, 74; 248/37.3,  
248/37.6, 311.2, 309.1, 126  
See application file for complete search history.

(56) **References Cited**

**U.S. PATENT DOCUMENTS**

2,286,012 A \* 6/1942 Rochow ..... 248/37.6  
D394,370 S \* 5/1998 Hollinger ..... D7/637

6,505,746 B1 \* 1/2003 Johnson ..... 211/70.7

\* cited by examiner

*Primary Examiner*—Terry A. Wallace

(74) *Attorney, Agent, or Firm*—Chalker Flores, LLP;  
Daniel J. Chalker; Chainey P. Singleton

(57) **CLAIM**

The ornamental design for a utensil caddy, as shown and described.

**DESCRIPTION**

FIG. 1 is a prospective view of the utensil caddy;

FIG. 2 is another prospective thereof;

FIG. 3 is a front view thereof;

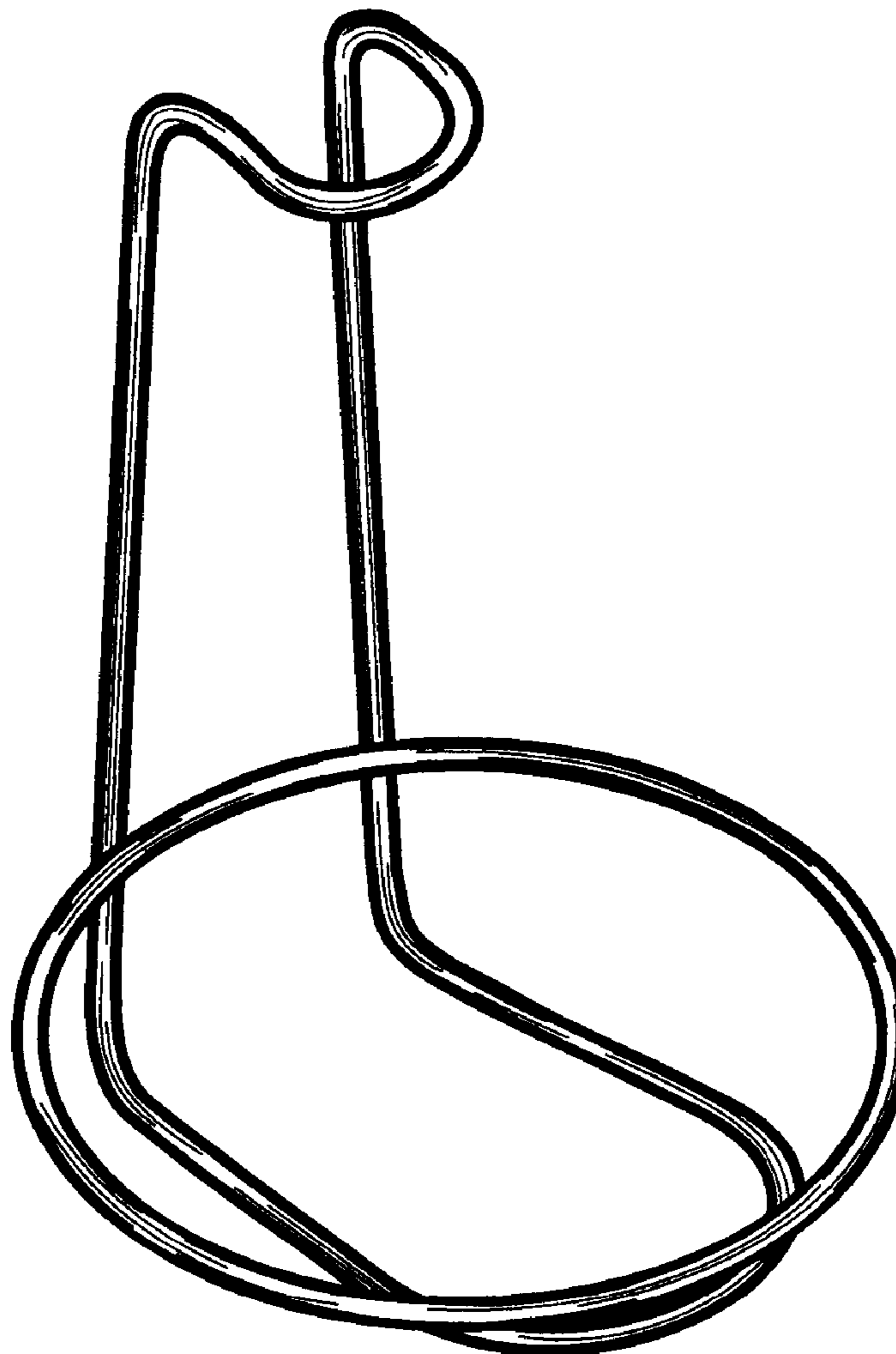
FIG. 4 is a side view thereof; and

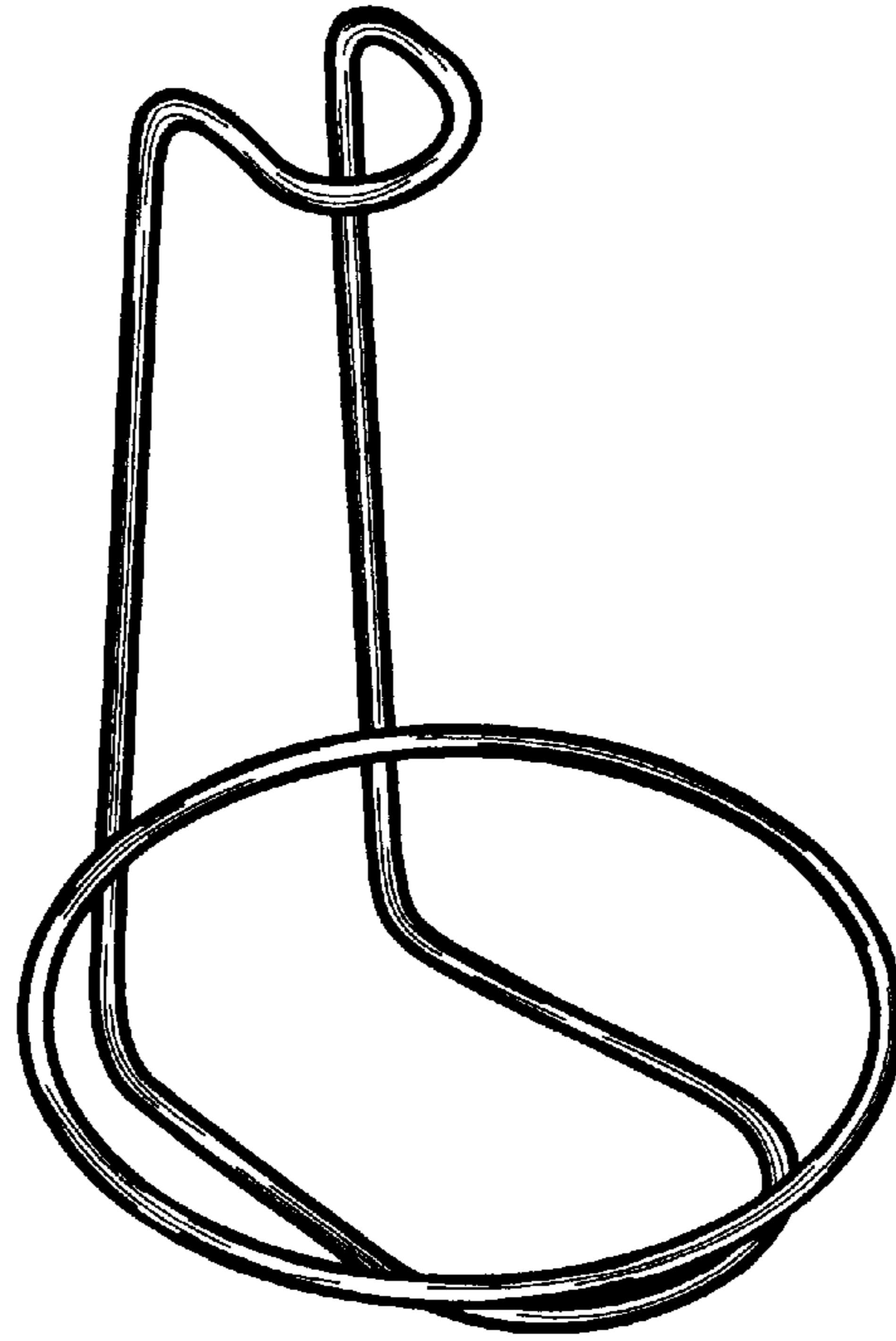
FIG. 5 is a top side view thereof; and,

FIG. 6 is another side view thereof.

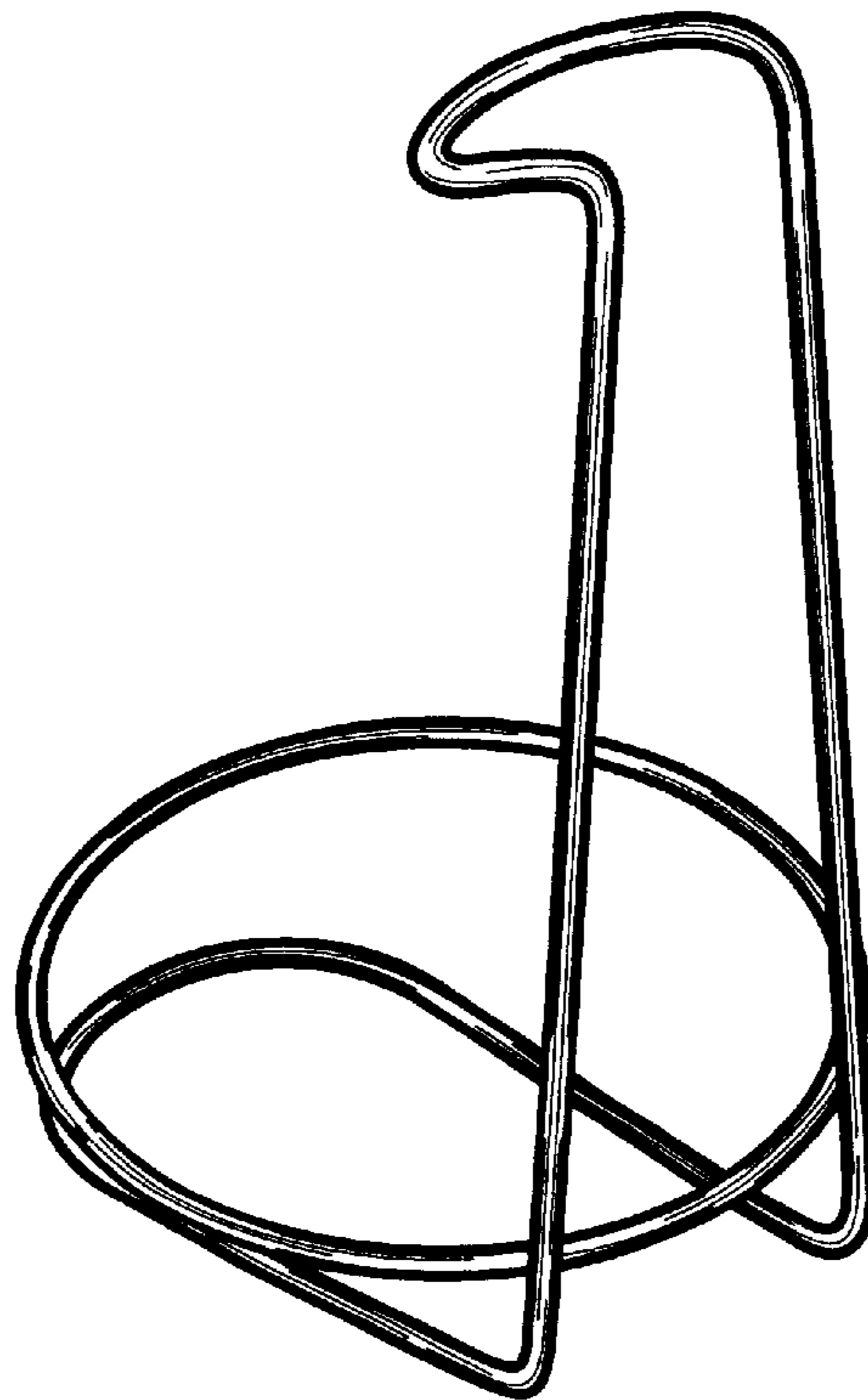
The broken line showing of a container is for illustrative purposes only and does not form part of the claimed design.

**1 Claim, 3 Drawing Sheets**

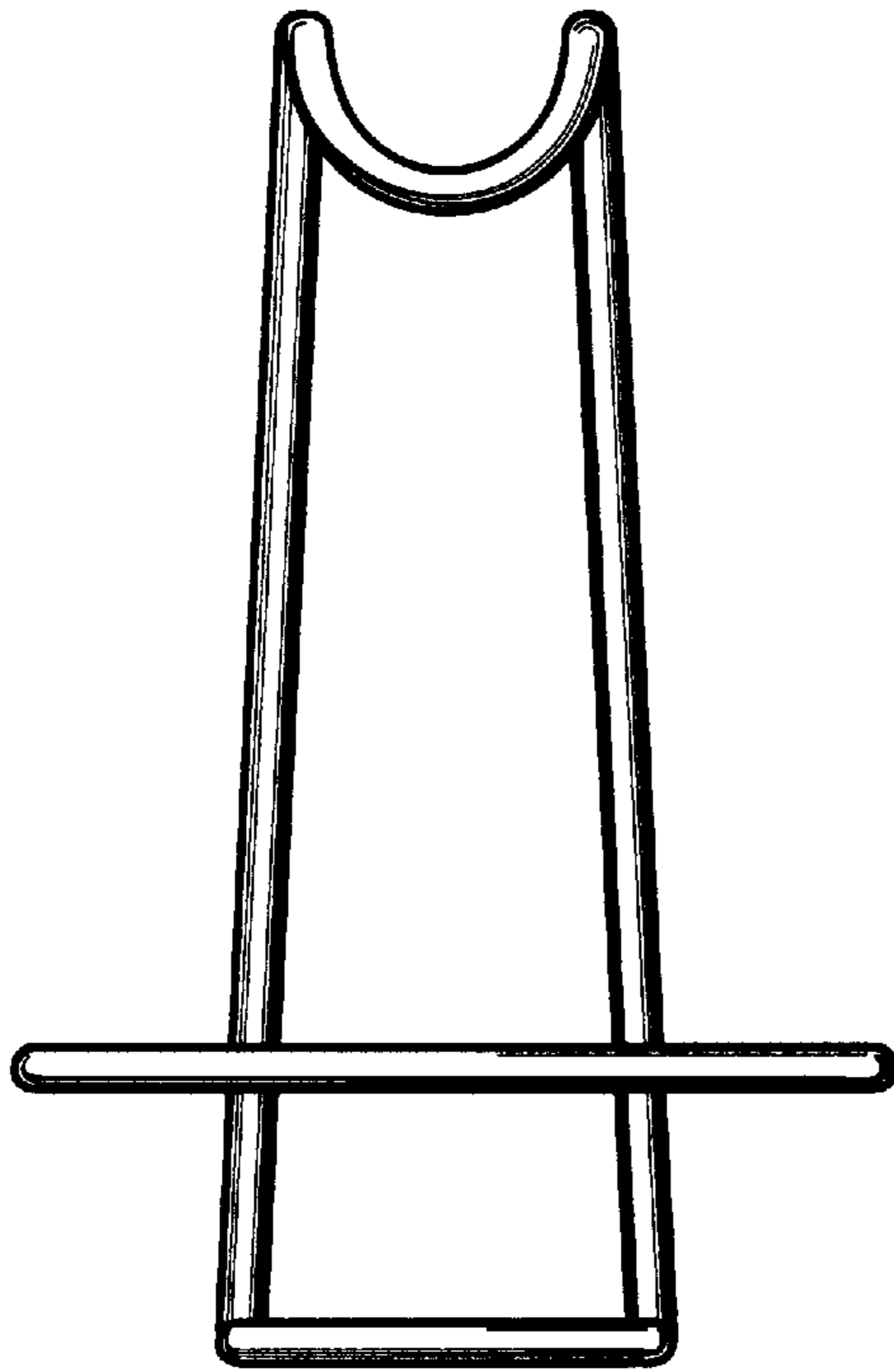





*Figure 1*




*Figure 2*




*Figure 3*



*Figure 4*



*Figure 5*



*Figure 6*