



US00D517866S

(12) **United States Design Patent**
Burks

(10) **Patent No.:** **US D517,866 S**
(45) **Date of Patent:** **** Mar. 28, 2006**

(54) **TWO-COMPARTMENT SQUEEZABLE
TRANSPARENT CONDIMENT DISPENSER**

(76) Inventor: **Eldon D. Burks**, 809 Grand Rapids St.,
Middleville, MI (US) 49333

(**) Term: **14 Years**

(21) Appl. No.: **29/218,360**

(22) Filed: **Dec. 2, 2004**

(51) **LOC (8) Cl.** **07-06**

(52) **U.S. Cl.** **D7/590; D9/741**

(58) **Field of Classification Search** D7/590-598;
D9/737, 738, 741, 743, 523, 524; 220/23.8;
215/6, 10, 382-400; 222/129, 135

See application file for complete search history.

(56) **References Cited**

U.S. PATENT DOCUMENTS

D174,825 S *	5/1955	McIntyre	D7/596
3,076,573 A *	2/1963	Thomas	215/6
3,305,368 A	2/1967	Bourelle		
D214,549 S *	7/1969	Ledewitz	D9/741
D250,446 S *	12/1978	Johnson et al.	D7/596
4,196,808 A *	4/1980	Pardo	215/6
4,410,085 A	10/1983	Beneziat et al.		
D280,599 S *	9/1985	Green	D9/741
4,823,946 A	4/1989	Stoeffler et al.		

4,881,652 A	11/1989	Schiemann		
4,962,853 A	10/1990	Hildebrandt		
D323,108 S *	1/1992	Green	D9/741
5,158,191 A *	10/1992	Douglas et al.	215/10
5,183,228 A	2/1993	Curry		
D342,022 S *	12/1993	Pritchard	D9/741
5,657,898 A	8/1997	Portman et al.		

* cited by examiner

Primary Examiner—Terry A. Wallace

(74) *Attorney, Agent, or Firm*—Donald R. Schoonover

(57) **CLAIM**

I claim the ornamental design for a two-compartment squeezeable transparent condiment dispenser, as shown and described.

DESCRIPTION

FIG. 1 is a perspective view of a two-compartment squeezeable transparent condiment dispenser showing my new design;

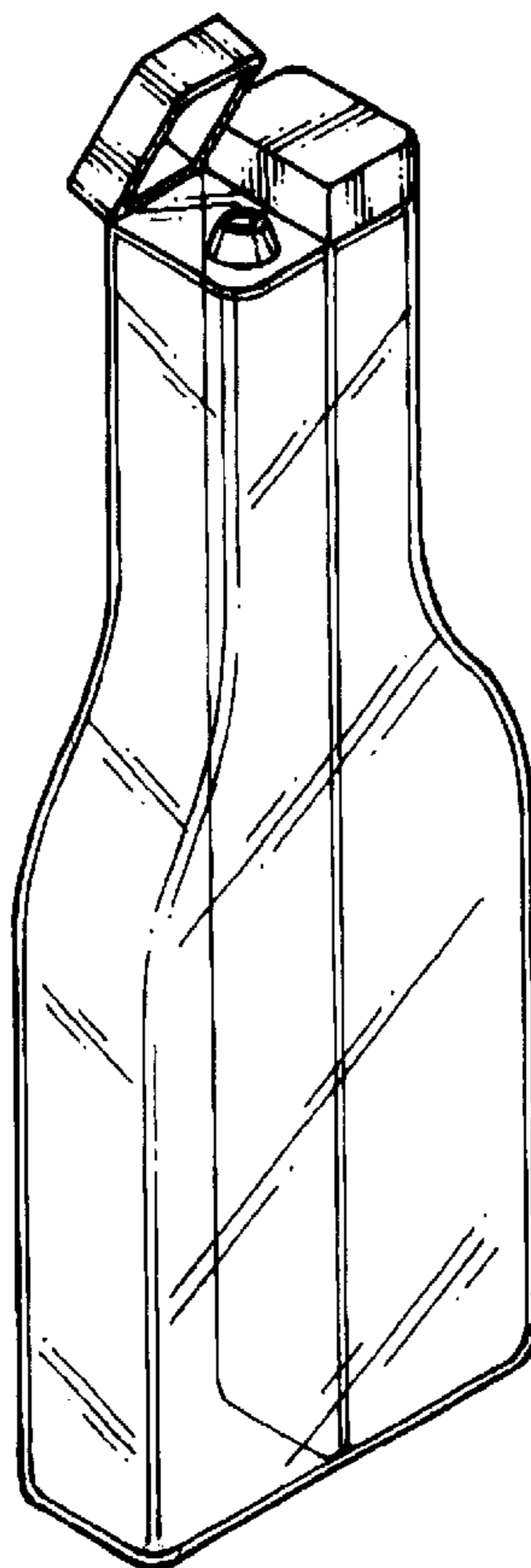
FIG. 2 is a front elevational view thereof, the rear elevational view being identical thereto;

FIG. 3 is a side elevational view thereof, the elevational view being identical thereto;

FIG. 4 is a top plan view thereof; and,

FIG. 5 is a bottom plan view thereof.

1 Claim, 2 Drawing Sheets



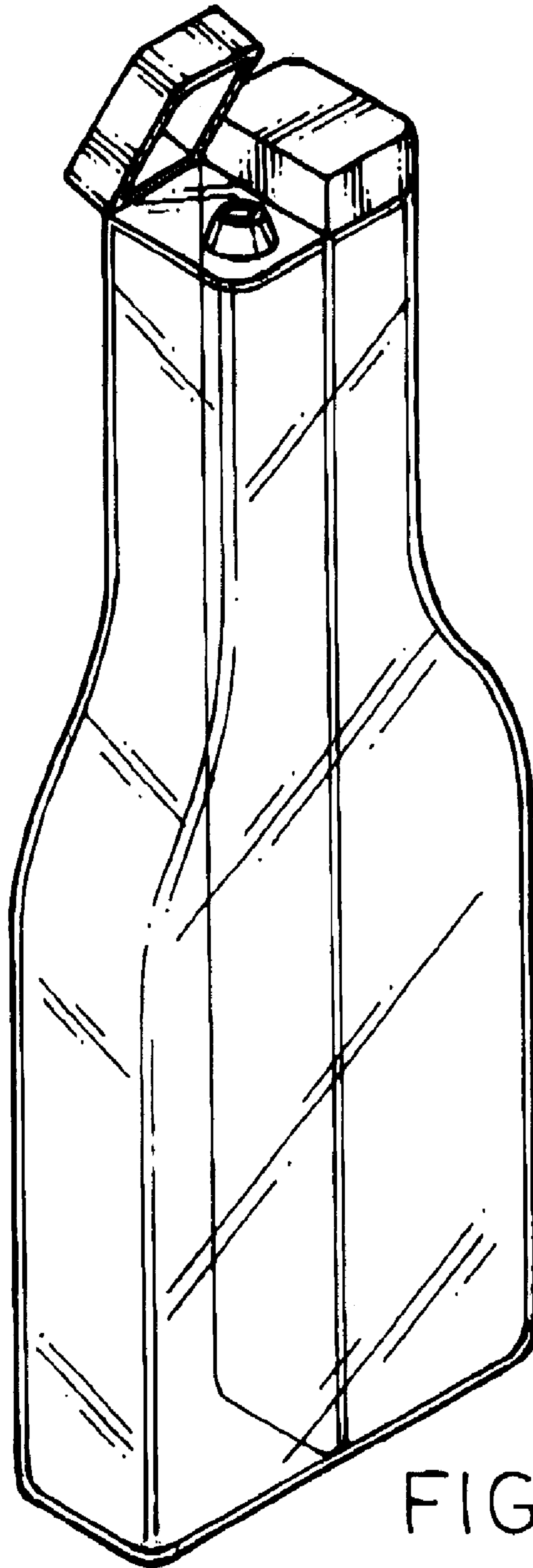


FIG. 1.

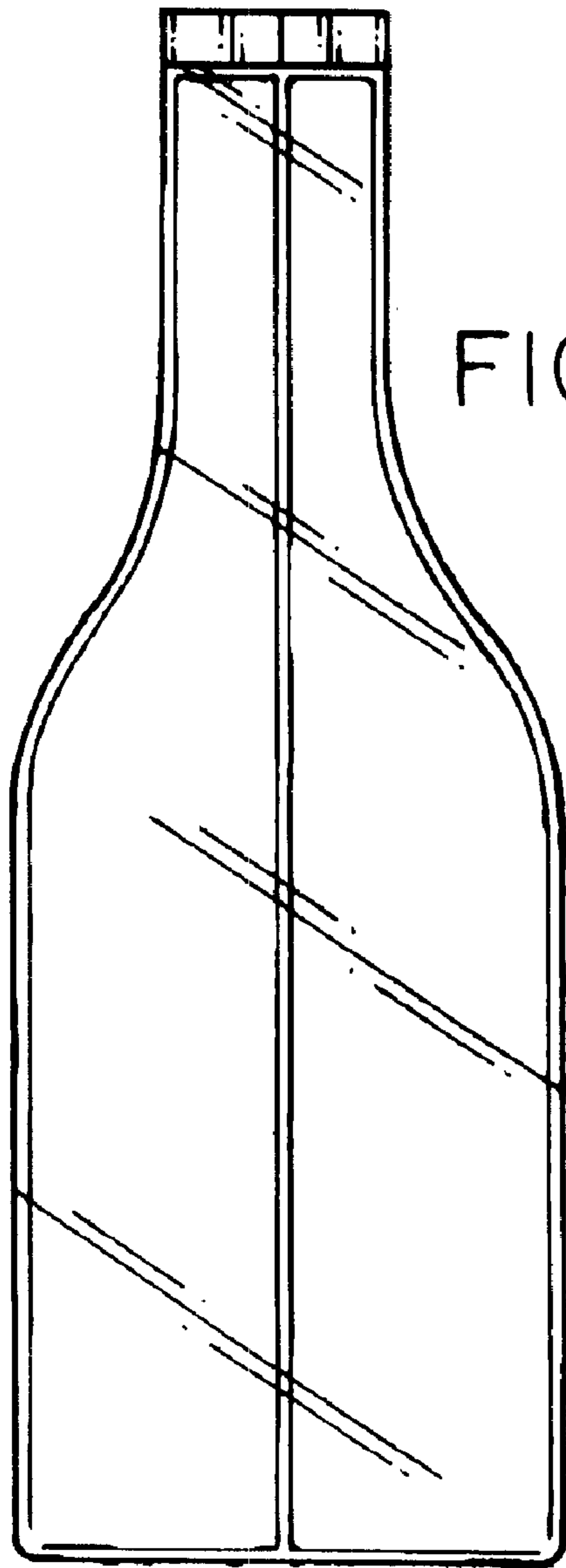


FIG. 2.

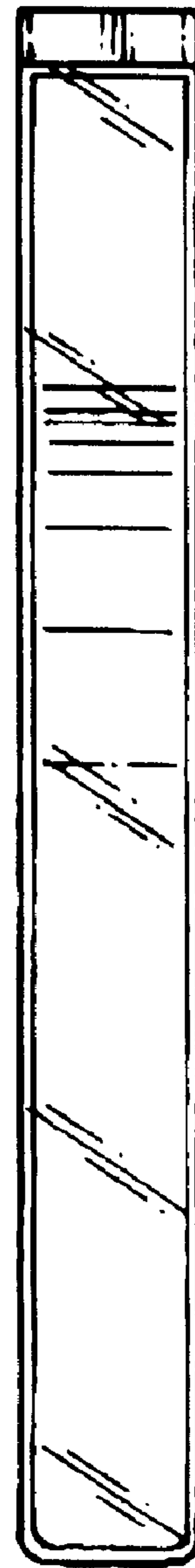


FIG. 3.

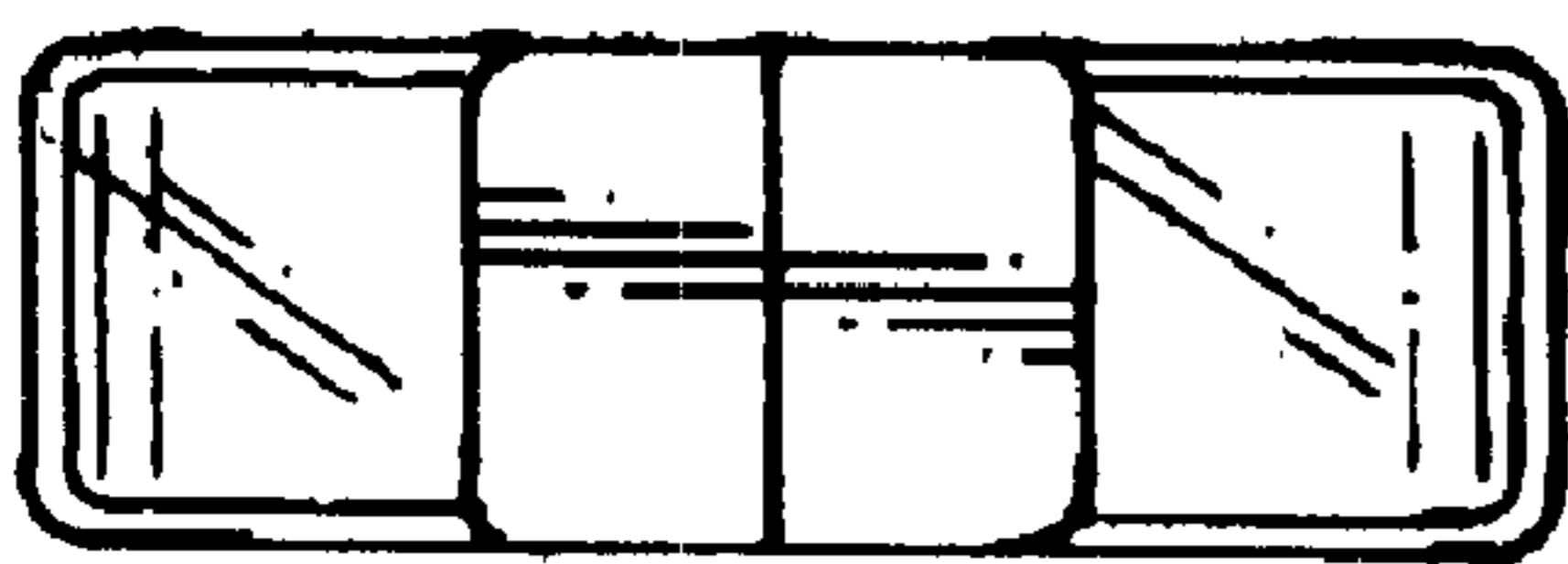


FIG. 4.

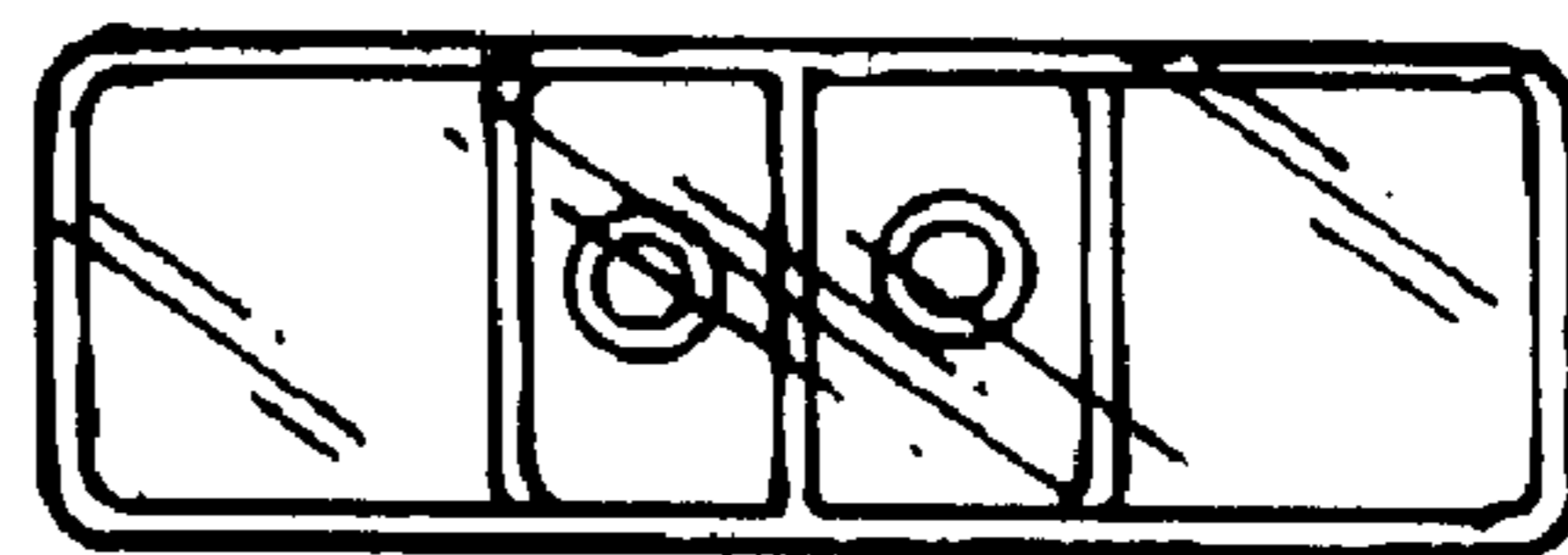


FIG. 5.