

US00D517865S

(12) **United States Design Patent**
Rocha

(10) **Patent No.:** **US D517,865 S**

(45) **Date of Patent:** **** Mar. 28, 2006**

(54) **BOWL**

(75) Inventor: **John Rocha**, Dublin (IE)

(73) Assignee: **Waterford Crystal Limited**, Kilbarry (IE)

(**) Term: **14 Years**

(21) Appl. No.: **29/222,666**

(22) Filed: **Feb. 3, 2005**

(51) **LOC (8) Cl.** **07-01**

(52) **U.S. Cl.** **D7/562; D7/565**

(58) **Field of Classification Search** D7/588,
D7/524, 558, 559, 560, 561, 562, 584, 585,
D7/565, 587; D11/152, 153, 154; 215/377,
215/400, 382, 6, 387, 390; 220/23.86, 506,
220/605, 574, 575, 23.83; D26/128, 123,
D26/11, 149, 134; D3/314; D14/211
See application file for complete search history.

(56) **References Cited**

U.S. PATENT DOCUMENTS

D7,948 S	*	12/1874	Bryce	D7/562
D17,086 S	*	2/1887	Forbes	D7/562
D18,697 S	*	10/1888	Hill	D7/562
D47,285 S	*	5/1915	Ebeling	D7/562
D48,529 S	*	2/1916	Sanford	D7/562
D50,459 S	*	3/1917	Andrews	D7/562
D55,759 S	*	7/1920	Ebeling	D7/562
D63,039 S	*	9/1923	Oldham	D7/562
D69,040 S	*	12/1925	Loomis	D7/562

D98,453 S	*	2/1936	Clark	D7/561
D116,790 S	*	9/1939	Barbiers	D7/562
D154,730 S	*	8/1949	Zabel et al.	D3/314
D201,192 S	*	5/1965	Neil	D7/562
D212,812 S	*	11/1968	Benes	D7/562
D215,745 S	*	10/1969	Benes	D7/562
D269,931 S	*	8/1983	Durand	D7/562
D270,417 S	*	9/1983	Thrush	D7/562
D275,255 S	*	8/1984	Durand	D7/562
D293,993 S	*	2/1988	Durand	D7/562

* cited by examiner

Primary Examiner—M. N. Pandozzi

(74) *Attorney, Agent, or Firm*—Burns Doane Swecker & Mathis L L P

(57) **CLAIM**

The ornamental design for a bowl, as shown and described.

DESCRIPTION

FIG. 1 is a perspective view of a bowl showing a first embodiment of my new design:

FIG. 2 is a top plan view thereof;

FIG. 3 is a front elevational view thereof, the rear view being a mirror image view thereof;

FIG. 4 is a bottom plan view thereof;

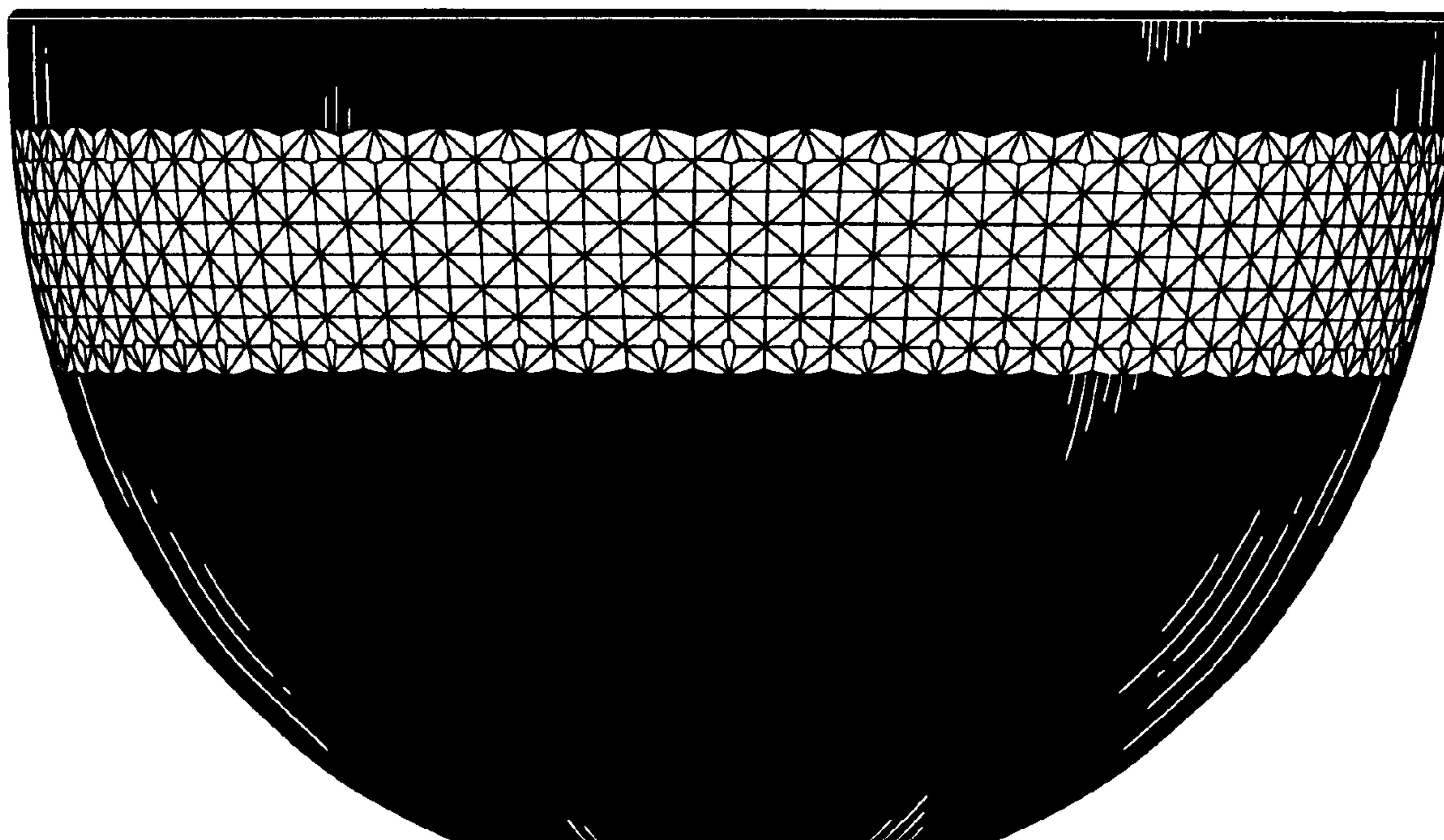
FIG. 5 is a perspective view of a bowl showing a second embodiment of my new design;

FIG. 6 is a top plan view thereof;

FIG. 7 is a front elevational view thereof, the rear view being a mirror image view thereof; and,

FIG. 8 is a bottom plan view thereof.

1 Claim, 7 Drawing Sheets



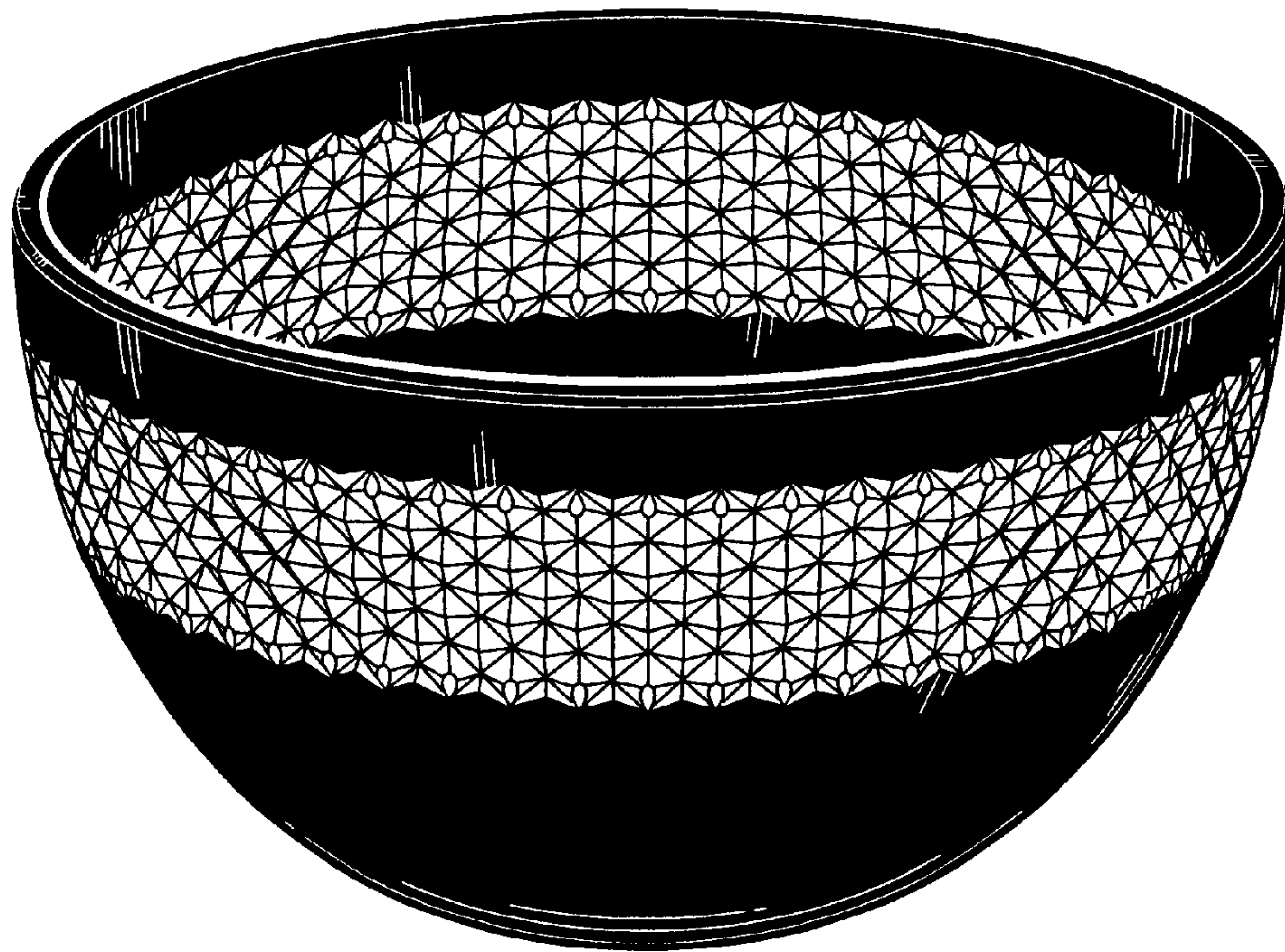


FIG. 1




FIG. 2

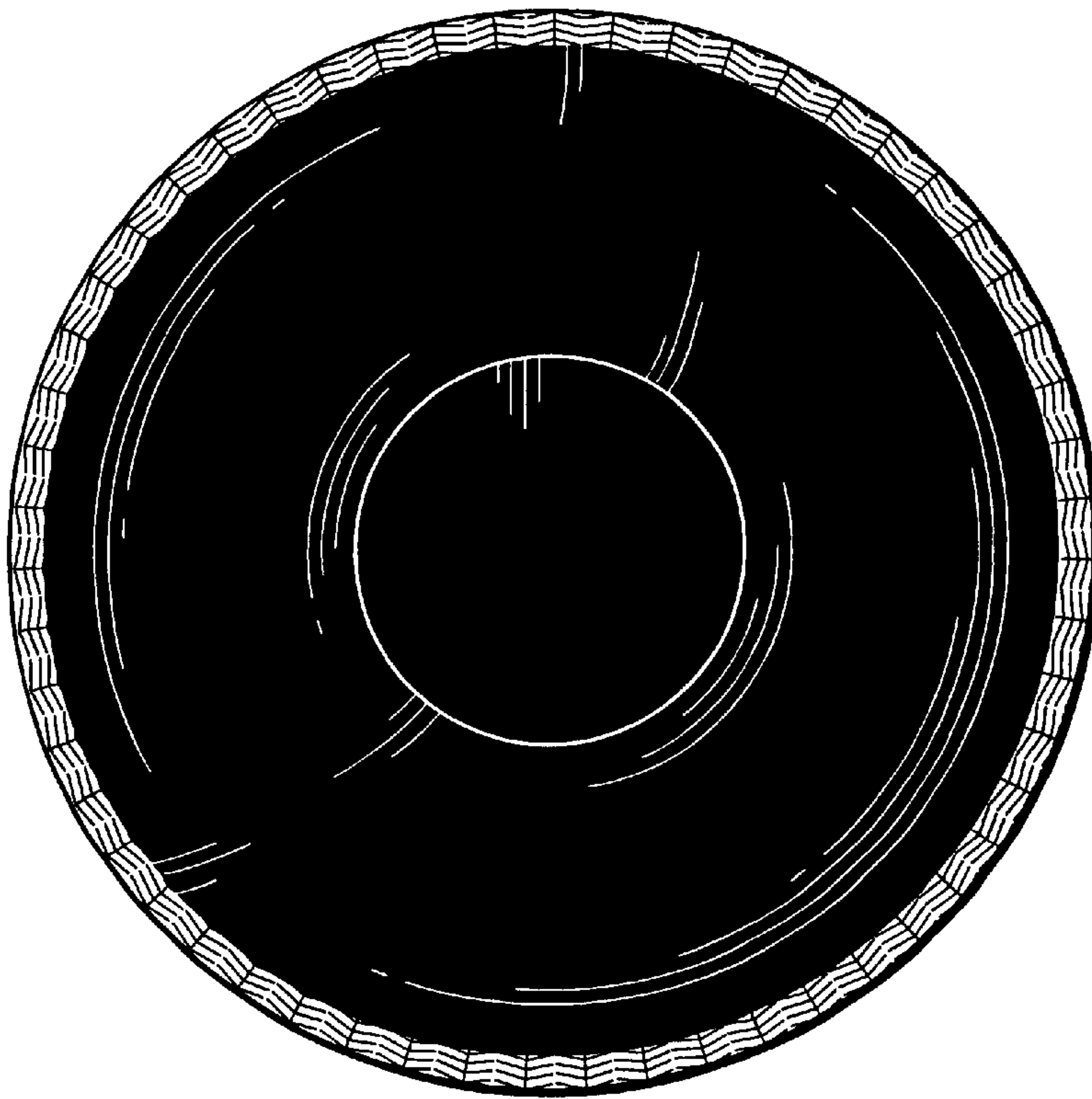


FIG. 4

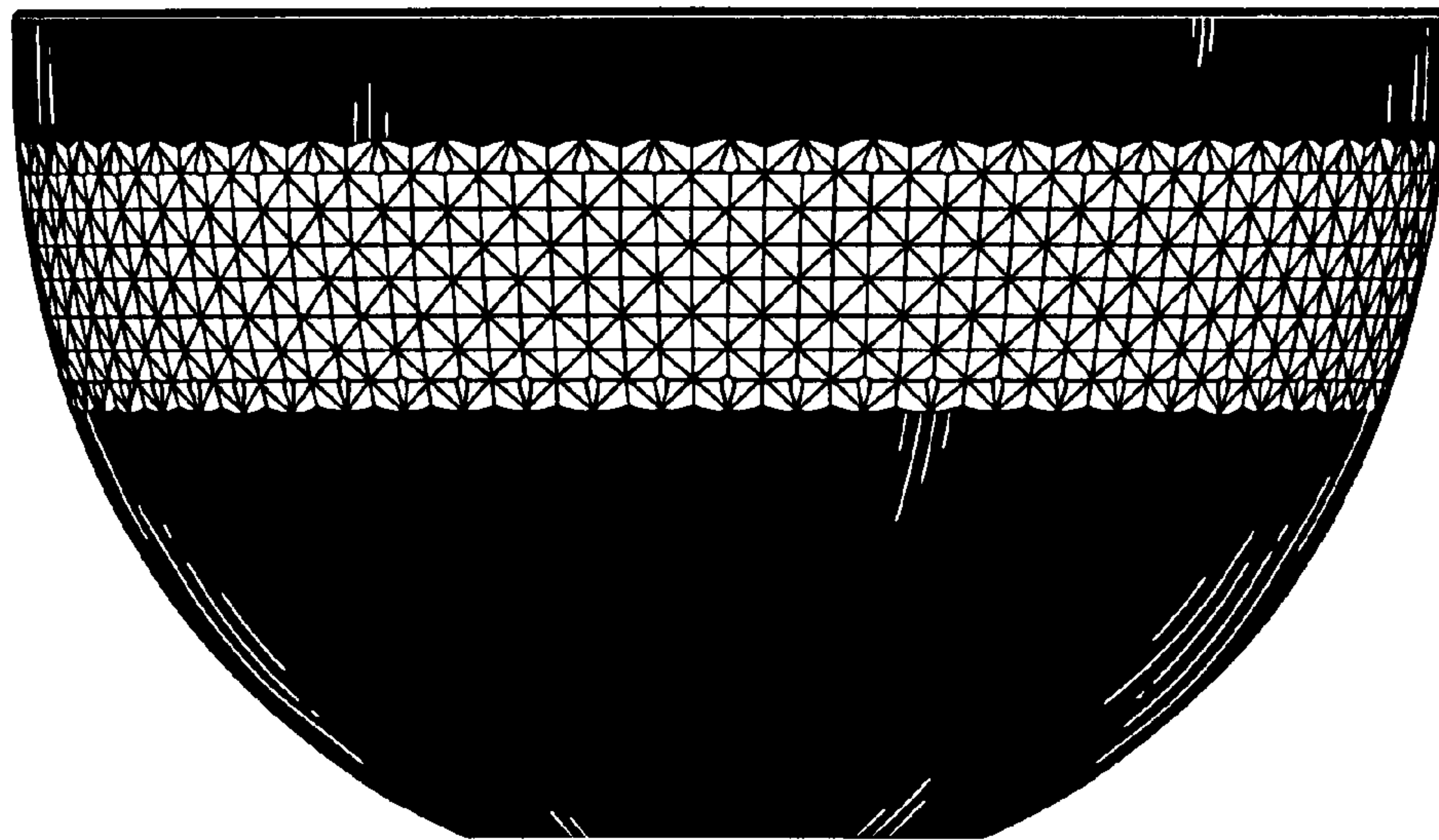


FIG. 3




FIG. 5




FIG. 6

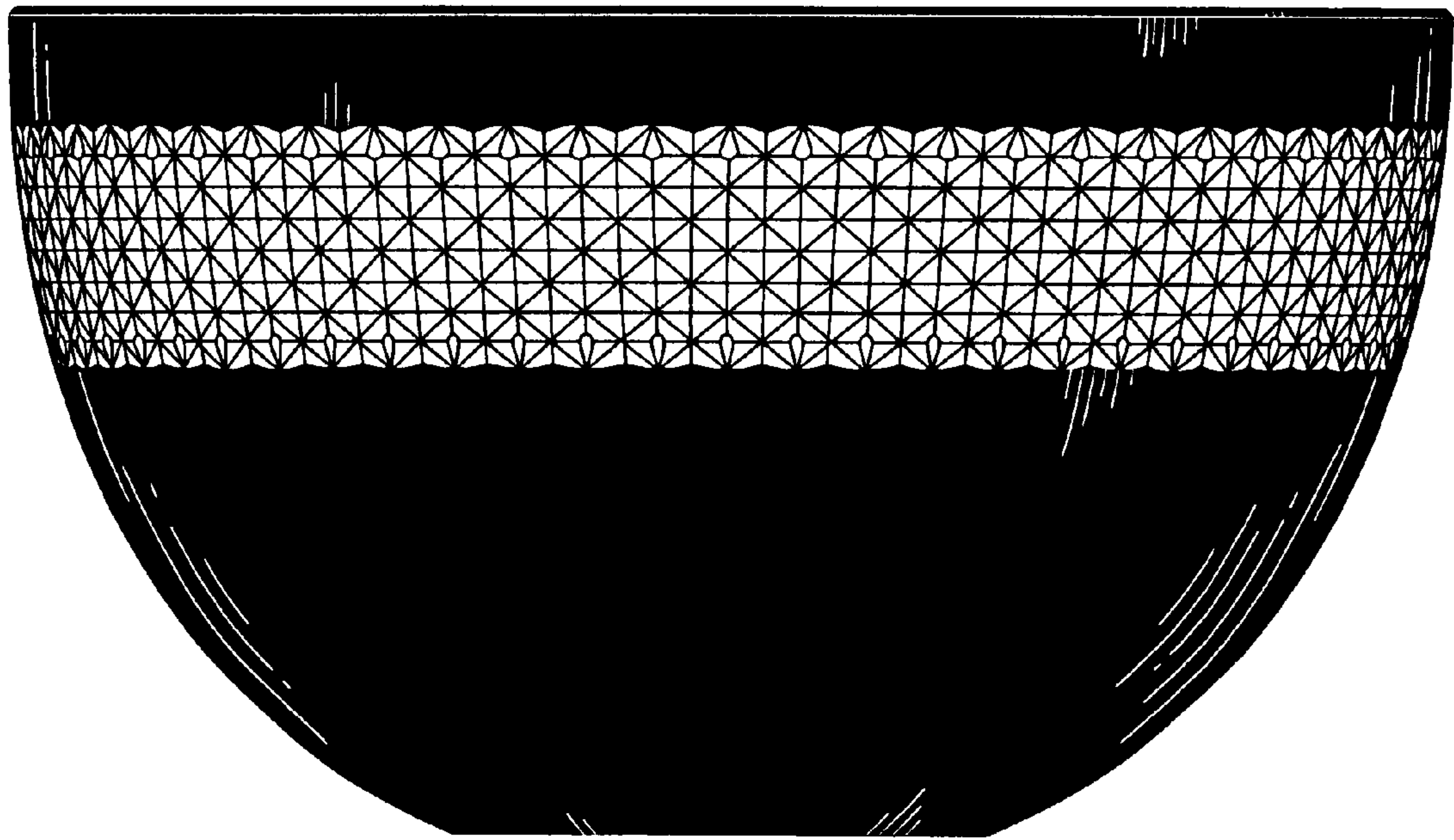


FIG. 7

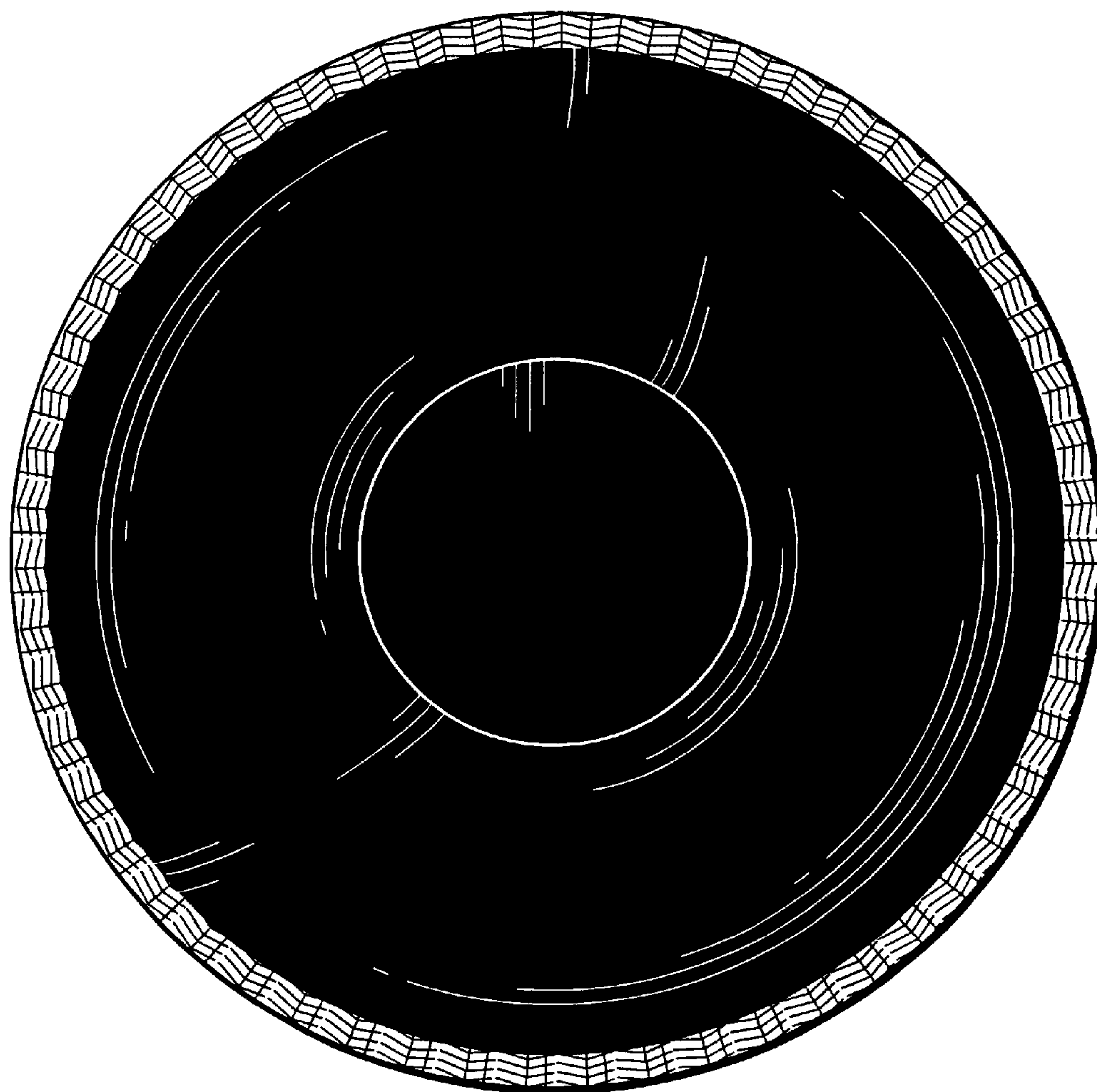


FIG. 8