



US00D517860S

(12) **United States Design Patent**
Huang

(10) **Patent No.:** **US D517,860 S**

(45) **Date of Patent:** **** Mar. 28, 2006**

(54) **ICE CRUSHER**

(75) Inventor: **Kuo-Fu Huang**, Tainan (TW)

(73) Assignee: **Royal-G Enterprise Co., Ltd.**, Tainan (TW)

(**) Term: **14 Years**

(21) Appl. No.: **29/213,551**

(22) Filed: **Sep. 21, 2004**

(51) **LOC (8) Cl.** **31-00**

(52) **U.S. Cl.** **D7/374**

(58) **Field of Classification Search** D7/372-374,
D7/384, 376-378, 383, 665, 679; 99/286,
99/304, 306, 586; 241/82.1, 83, 95, 100
See application file for complete search history.

(56) **References Cited**

U.S. PATENT DOCUMENTS

D247,800 S * 5/1978 Talge et al. D7/374

D427,844 S * 7/2000 Herbert D7/374

D463,204 S * 9/2002 Wade D7/374

D469,302 S * 1/2003 Li D7/374

* cited by examiner

Primary Examiner—Catherine R. Oliver

(74) *Attorney, Agent, or Firm*—Rosenberg, Klein & Lee

(57) **CLAIM**

The ornamental design for an ice crusher, as shown and described.

DESCRIPTION

FIG. 1 is a perspective view of an ice crusher showing my new design;

FIG. 2 is a front elevational view thereof;

FIG. 3 is a rear elevational view thereof;

FIG. 4 is a left side elevational view thereof;

FIG. 5 is a right side elevational view thereof;

FIG. 6 is a top plan view thereof; and,

FIG. 7 is a bottom plan view thereof.

1 Claim, 4 Drawing Sheets






FIG. 1




FIG. 2




FIG. 3




FIG. 4




FIG. 5

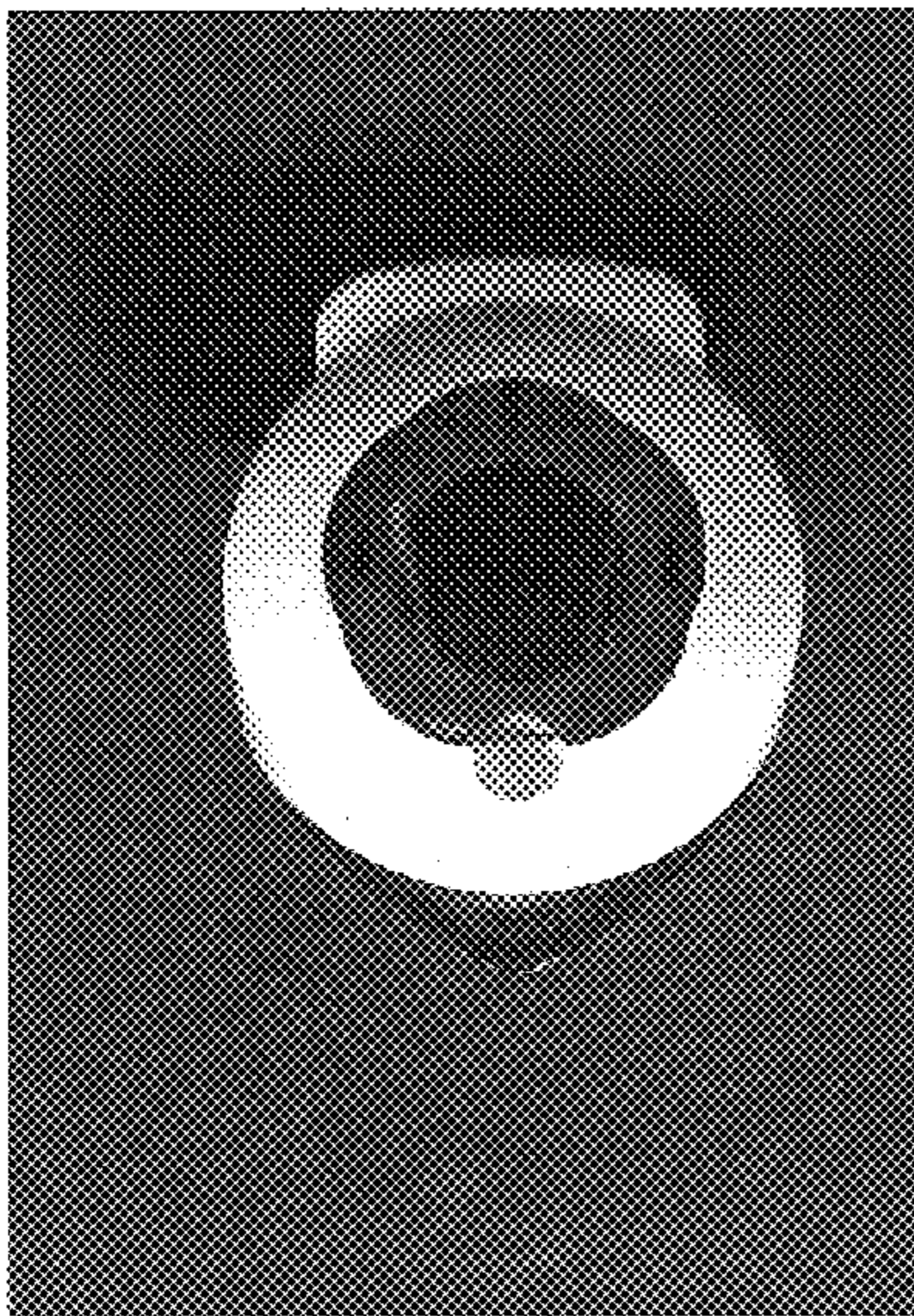


FIG. 6




FIG. 7