



US00D517854S

(12) **United States Design Patent**
Morgan

(10) **Patent No.:** **US D517,854 S**

(45) **Date of Patent:** **** Mar. 28, 2006**

(54) **RECTANGULAR CAKE PAN ASSEMBLY**

(76) **Inventor:** **Fletcher Morgan**, 4990 Coquina Key
Dr. SE., St. Petersburg, FL (US) 33705

(**) **Term:** **14 Years**

(21) **Appl. No.:** **29/221,678**

(22) **Filed:** **Jan. 21, 2005**

(51) **LOC (8) Cl.** **07-02**

(52) **U.S. Cl.** **D7/354; D7/356**

(58) **Field of Classification Search** D7/323,
D7/354-361, 387, 393, 538, 542, 545, 554.3,
D7/672; 220/573.1-573.5; 99/426-442; D9/635
See application file for complete search history.

(56) **References Cited**

U.S. PATENT DOCUMENTS

1,749,433	A	*	3/1930	Edward et al.	220/573.1
D120,991	S	*	6/1940	Koch	D7/354
3,112,948	A	*	12/1963	Burns	D7/393
D212,821	S	*	11/1968	Benes	D7/545
4,113,225	A	*	9/1978	Corse	D7/354
D274,300	S	*	6/1984	Pozzi	D7/542
D281,480	S	*	11/1985	McClelland	D7/356
D326,797	S	*	6/1992	Pomroy et al.	D7/538
D365,501	S	*	12/1995	Daugherty et al.	D7/354

D479,438	S	*	9/2003	De Neubourg	D7/545
2005/0098046	A1	*	5/2005	Morgan	99/426
2005/0120891	A1	*	6/2005	Morgan	99/426

* cited by examiner

Primary Examiner—Caron D. Veynar

Assistant Examiner—Vy Nguyen

(74) *Attorney, Agent, or Firm*—John S. Hale; Gipple & Hale

(57) **CLAIM**

The ornamental design for a rectangular cake pan assembly, as shown and described.

DESCRIPTION

FIG. 1 is a perspective view of rectangular cake pan assembly showing my new design;

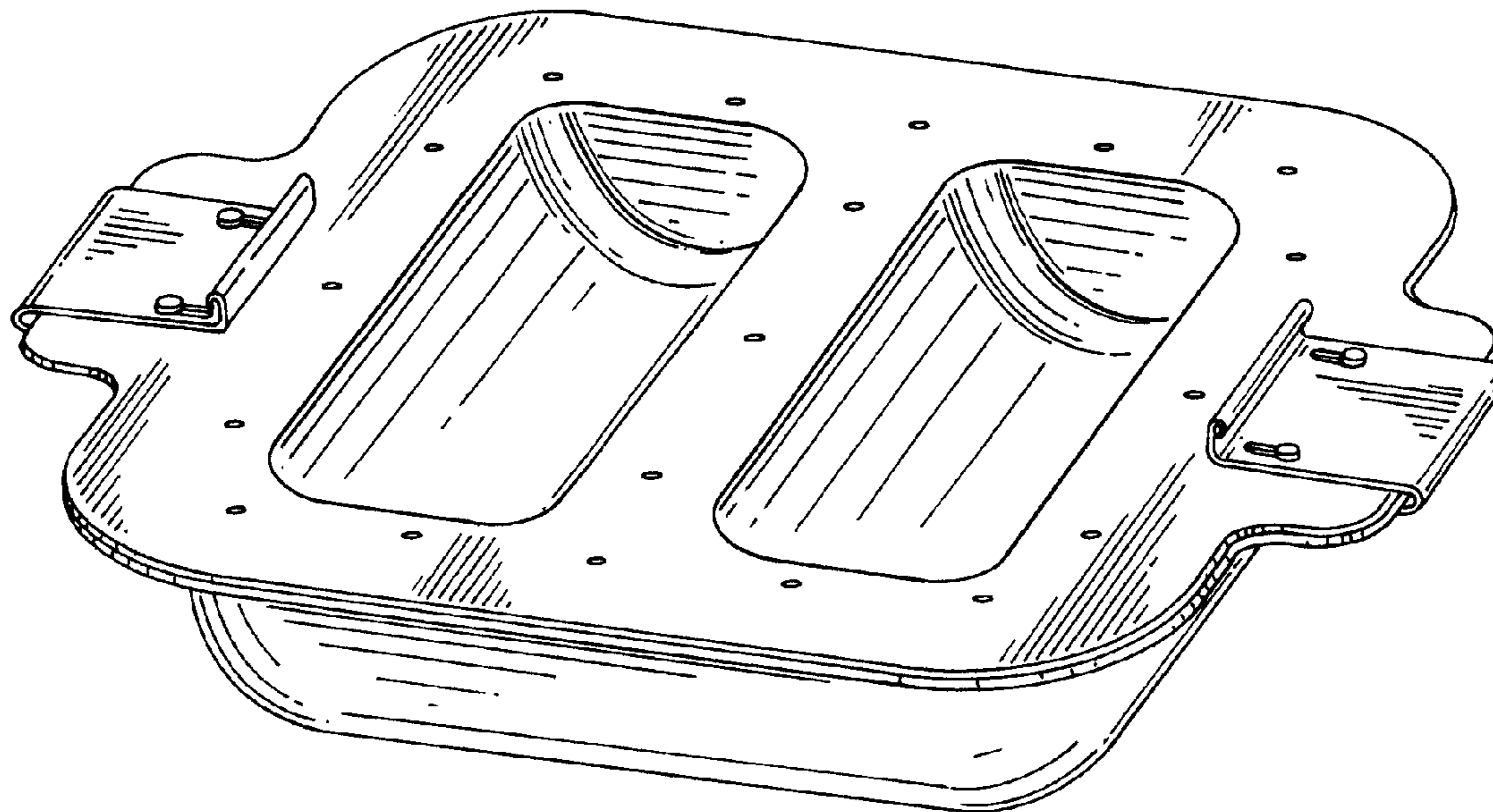
FIG. 2 is a side elevational view of the rectangular cake pan assembly of FIG. 1, the other side view being identical;

FIG. 3 is a front elevational view rectangular cake pan assembly of FIG. 1, the rear elevational view being identical;

FIG. 4 is a top plan view rectangular cake pan assembly of FIG. 1; and,

FIG. 5 is a bottom plan view thereof.

1 Claim, 4 Drawing Sheets



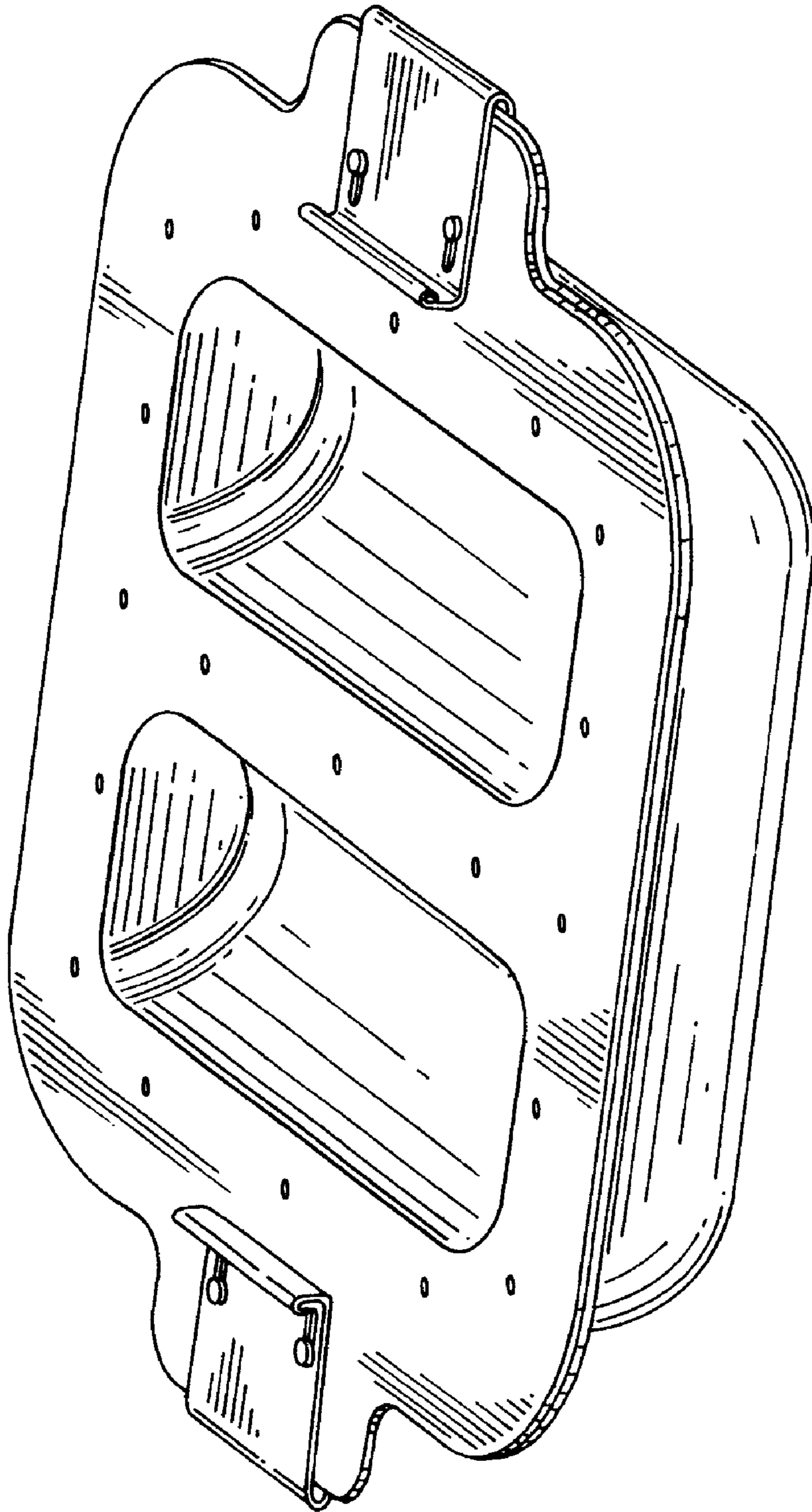


FIG. 1

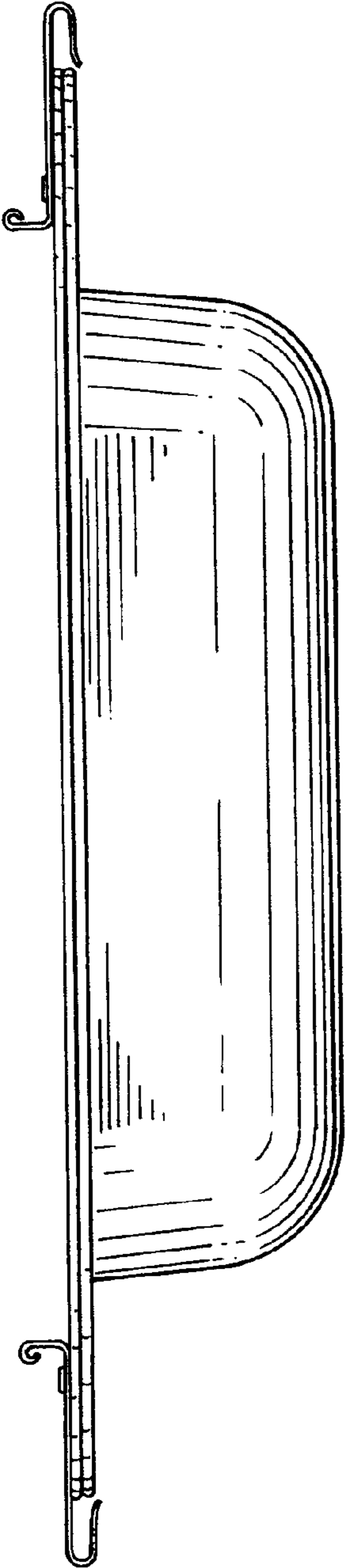


FIG. 2

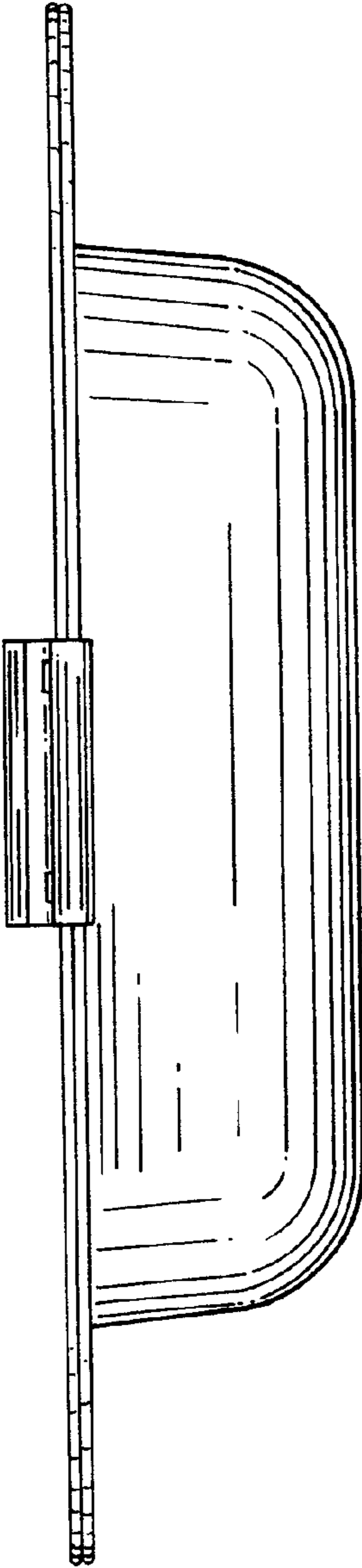


FIG. 3

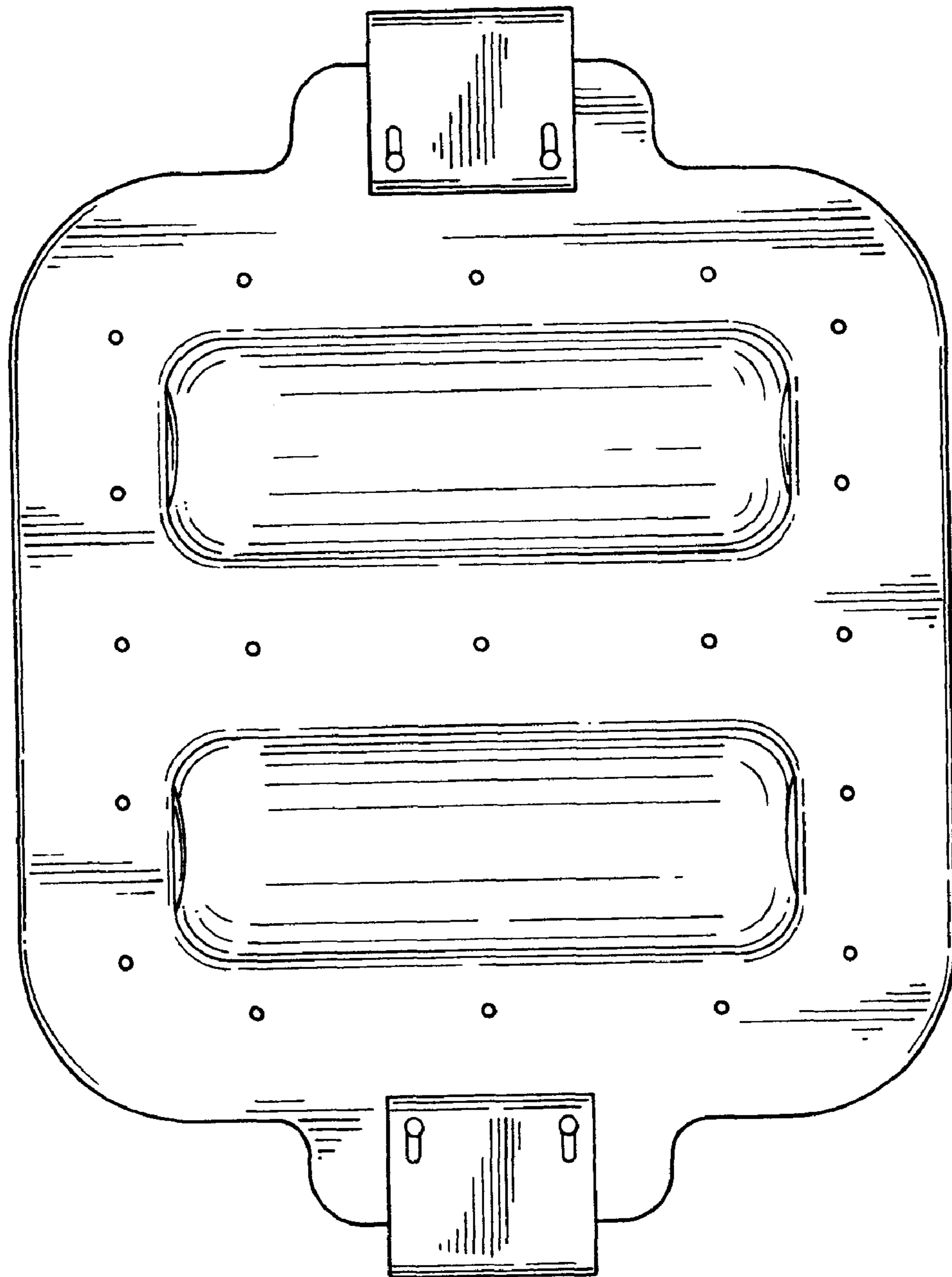


FIG. 4




FIG. 5