



US00D517852S

(12) **United States Design Patent**
Jalet

(10) **Patent No.:** **US D517,852 S**
(45) **Date of Patent:** **** Mar. 28, 2006**

(54) **PITCHER**
(75) Inventor: **Vincent Jalet**, Brussels (BE)
(73) Assignee: **Dart Industries Inc.**, Orlando, FL (US)
(**) Term: **14 Years**
(21) Appl. No.: **29/205,781**
(22) Filed: **May 20, 2004**

(51) **LOC (8) Cl.** **07-01**
(52) **U.S. Cl.** **D7/300; D7/312; D7/316**
(58) **Field of Classification Search** D7/523,
D7/533, 536, 624.1, 509, 510, 511, 529, 531,
D7/532, 513, 514, 525, 527, 396.1, 396.2,
D7/396.4, 300, 312, 316, 598, 691, 397;
D9/520; D20/10, 22, 99; D11/152; 215/387,
215/388, 382; 206/515, 217, 499; 229/403,
229/400, 402; 220/703, 719, 254.3, 367.1;
222/481

See application file for complete search history.

(56) **References Cited**

U.S. PATENT DOCUMENTS

D204,947 S * 5/1966 Benjamin D7/321
D247,737 S * 4/1978 Alexander et al. D7/691
D272,225 S * 1/1984 DeCoster D7/319
D312,552 S 12/1990 Carlson
5,110,002 A 5/1992 Tucker
D350,255 S * 9/1994 Daenen et al. D7/317

5,402,904 A 4/1995 Close
D382,446 S * 8/1997 Bacon D7/587
D382,763 S * 8/1997 Jeppesen et al. D7/316
D386,944 S * 12/1997 Demore et al. D7/397
D389,006 S * 1/1998 Demore et al. D7/319
5,762,228 A 6/1998 Morgan et al. 200/367.1
D411,408 S 6/1999 Ahern et al. D7/392
D432,204 S 10/2000 Brady D23/209
D445,293 S * 7/2001 Lillelund et al. D7/319
6,279,788 B1 * 8/2001 Lillelund et al. 222/481
D500,936 S * 1/2005 Nikkhah D7/510

* cited by examiner

Primary Examiner—M. N. Pandozzi

(74) *Attorney, Agent, or Firm*—John A. Doninger

(57) **CLAIM**

The ornamental design for a pitcher, as shown and described.

DESCRIPTION

FIG. 1 is a top, side and front perspective view of a pitcher showing the new design;

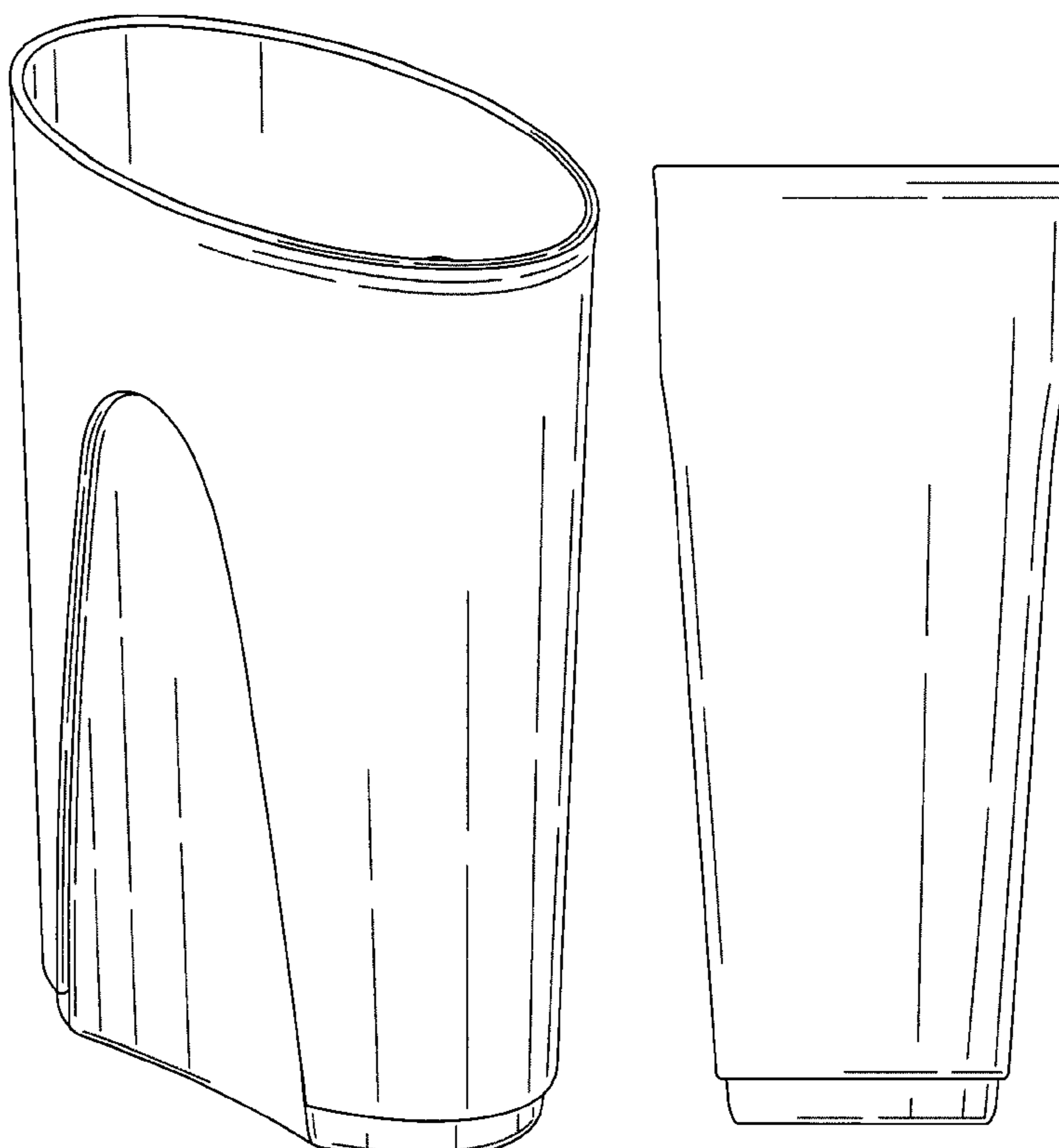
FIG. 2 is a front elevation view thereof; the rear view being identical thereto;

FIG. 3 is a left side elevation view thereof; the right side elevation view being identical thereto;

FIG. 4 is a top plan view thereof; and,

FIG. 5 is a bottom plan view thereof.

1 Claim, 3 Drawing Sheets



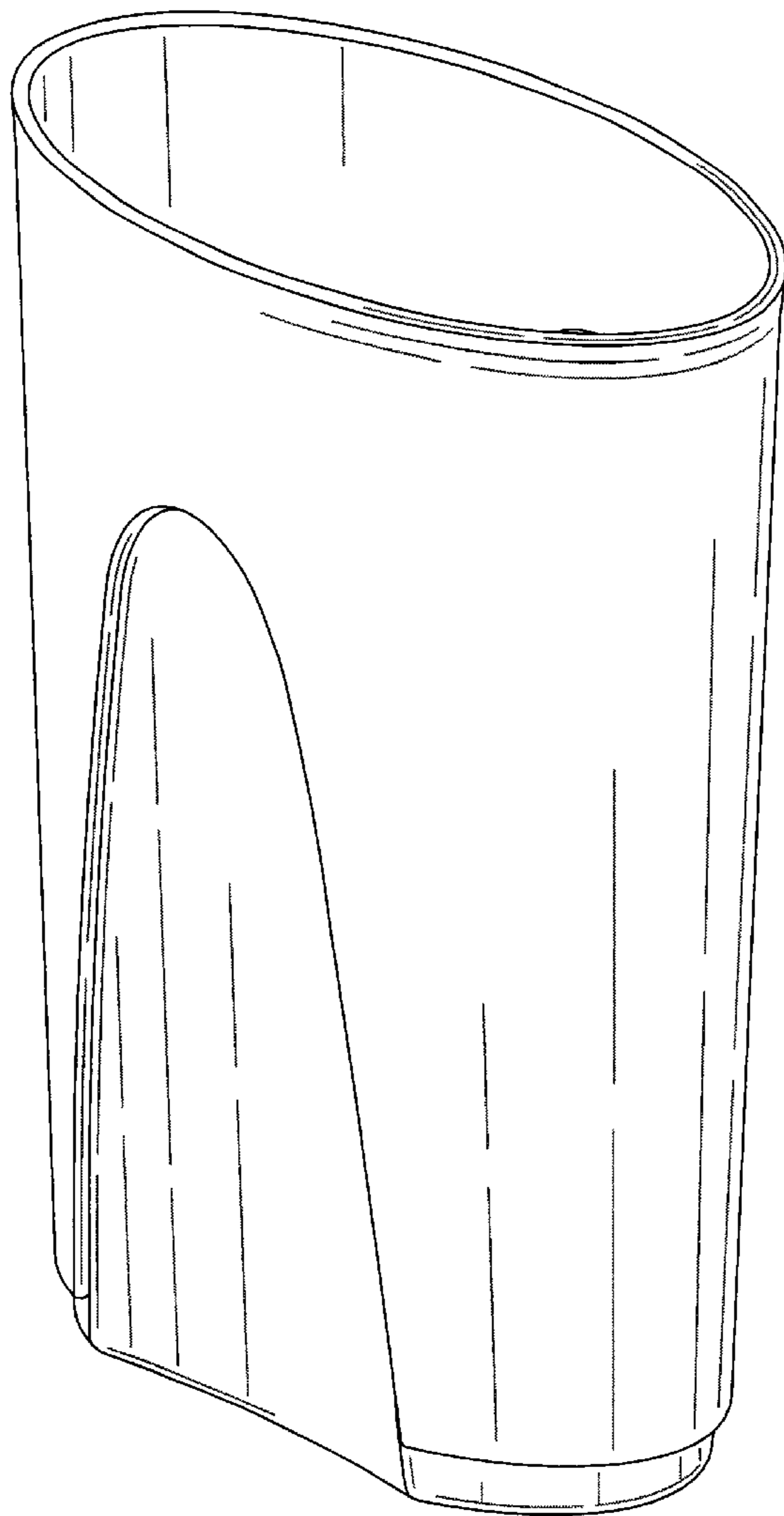


FIG. 1

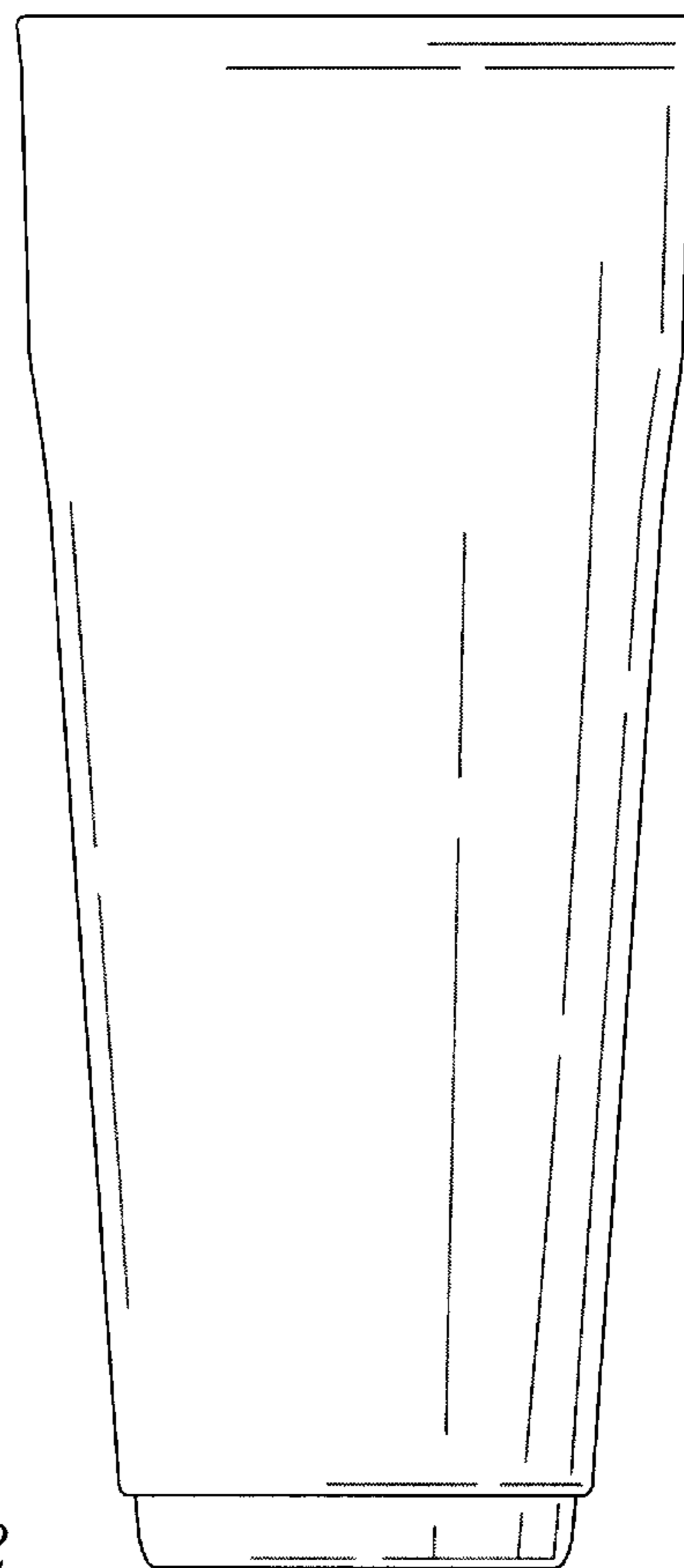


FIG. 2

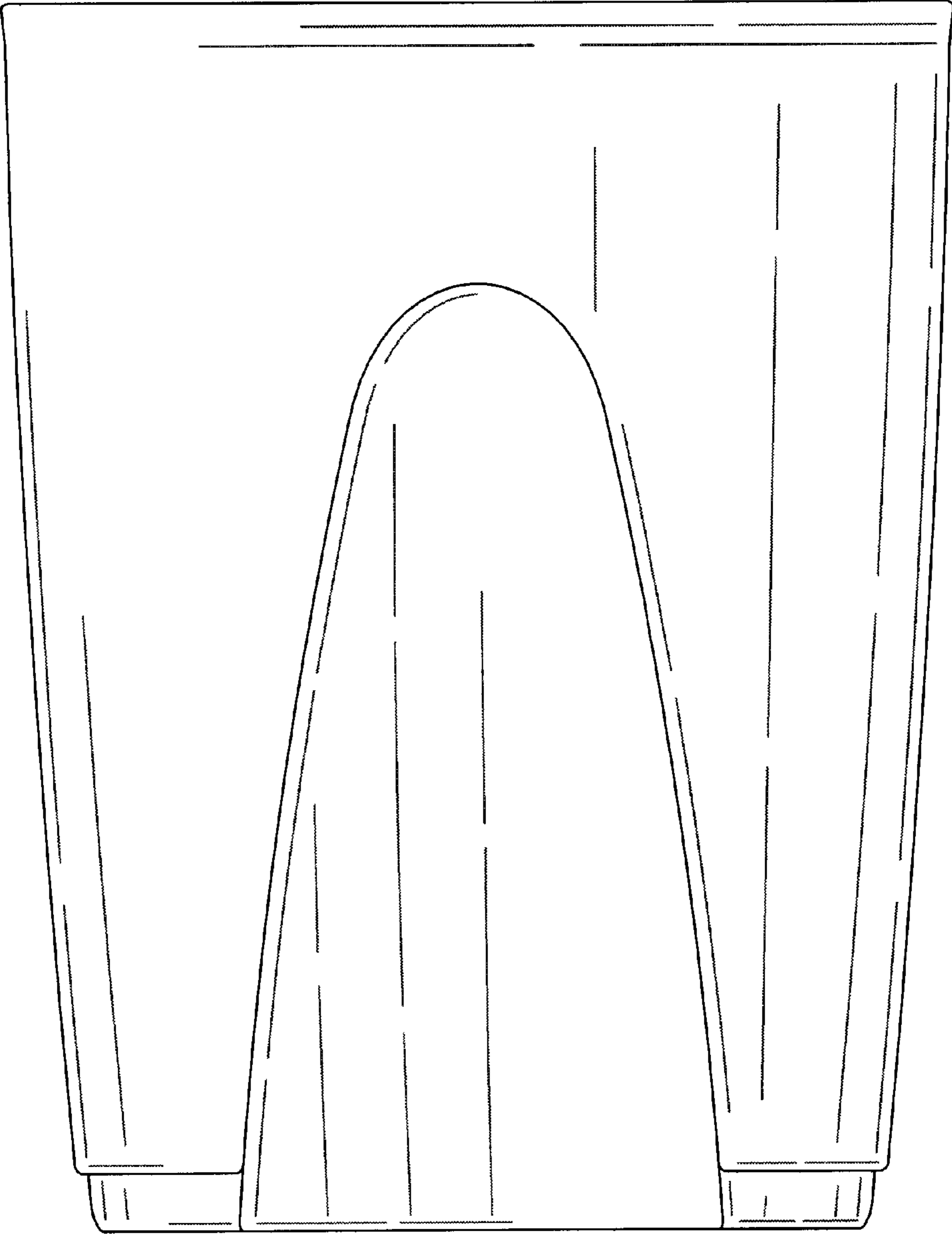


FIG. 3

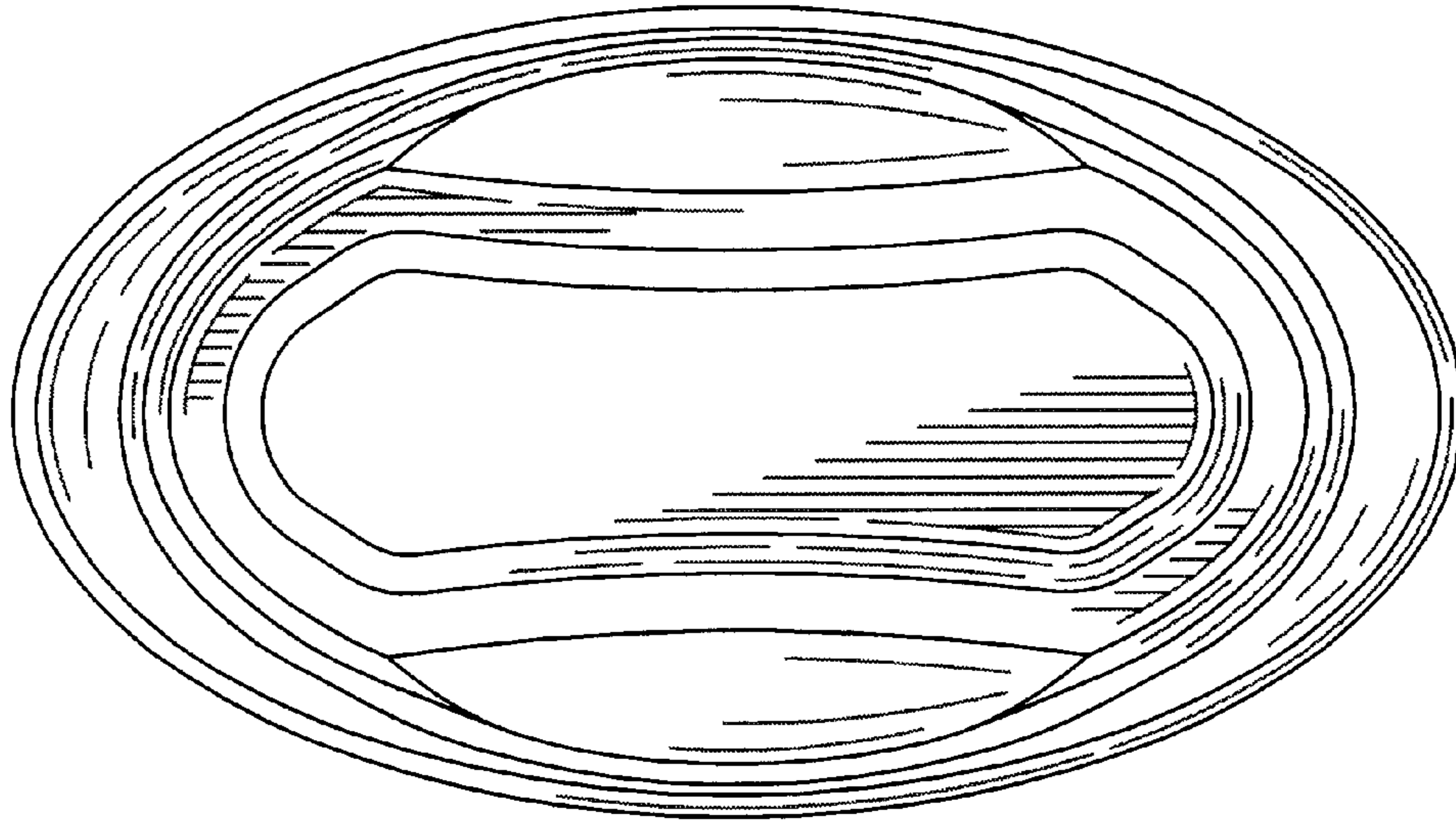


FIG. 4

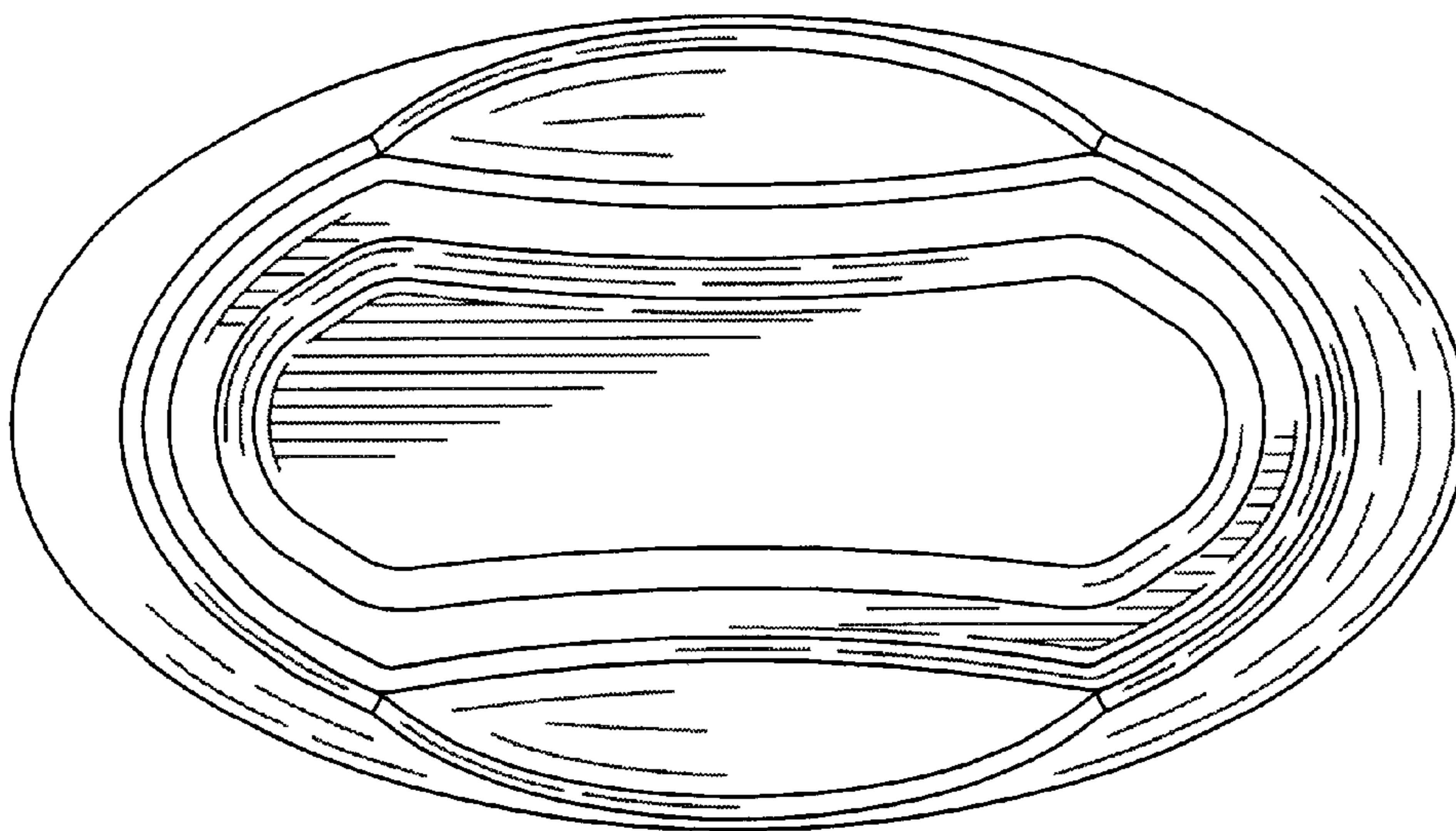


FIG. 5