



US00D517845S

(12) **United States Design Patent**
Schmitt

(10) **Patent No.:** **US D517,845 S**
(45) **Date of Patent:** **** Mar. 28, 2006**

(54) **BED FOOTBOARD**
(75) Inventor: **Jack Schmitt**, San Juan Capistrano, CA (US)
(73) Assignee: **Amini Innovation Corp.**, Pico Rivera, CA (US)
(**) Term: **14 Years**

D474,917 S 5/2003 Risdon
D475,218 S 6/2003 Schmitt
D475,224 S 6/2003 Paus
D475,862 S 6/2003 McDaniel et al.
D487,199 S 3/2004 Schmitt
D487,363 S 3/2004 Schmitt
D493,976 S 8/2004 Bergelin

(21) Appl. No.: **29/213,247**
(22) Filed: **Sep. 14, 2004**
(51) **LOC (8) Cl.** **06-06**
(52) **U.S. Cl.** **D6/505**
(58) **Field of Classification Search** D6/382,
D6/383, 390-395, 505-508; 5/53.1, 907,
5/279.1, 280, 281, 308
See application file for complete search history.

OTHER PUBLICATIONS

Thomasville Verona, c2002 bed on cover.*
Thomasville, Impressions—Madison county, bed.*
America's Oak Furniture, Schiffer, 1988, bed, p. 90.
Amini Innovation, Corp. Mote Carlo Collection, #53000 Series, 2001, 2 pages.
Amini Innovation, Corp. La Francaise Collection, 190 50000 Series, Sep. 11, 2002, 5 pages.
Amini Innovation Corp. Royal Oak Collection, #31000 Series, Sep. 11, 2002, 1 page.
Amini Innovation Corp. Torino Collection, #56000 Series, Apr. 18, 2002, 1 page.

(56) **References Cited**

U.S. PATENT DOCUMENTS

182,544 A 9/1876 Arnaud
1,087,573 A 2/1914 Dautrich
D90,256 S 7/1933 McClure
4,080,674 A 3/1978 Fredman et al.
D389,663 S 1/1998 Paus
D402,833 S * 12/1998 Hazen et al. D6/505
D404,217 S 1/1999 Zaidman et al.
D443,432 S 6/2001 Vaaler
D443,445 S 6/2001 O'Hare et al.
D445,284 S 7/2001 Chen
D445,592 S 7/2001 O'Hare et al.
D449,939 S 11/2001 Vaaler
D459,120 S * 6/2002 Stanton D6/505
D463,157 S 9/2002 Lenger
D468,552 S 1/2003 O'Hare
D470,331 S 2/2003 Stanton
D470,681 S 2/2003 O'Hare
D471,732 S 3/2003 Warren et al.
D473,064 S 4/2003 O'Hare

* cited by examiner

Primary Examiner—Janice E. Seeger
(74) *Attorney, Agent, or Firm*—Cislo & Thomas LLP


(57) **CLAIM**

I claim the ornamental design for the article bed footboard, as shown and described.

DESCRIPTION

FIG. 1 is a front elevational view of a bed footboard showing my new design;
FIG. 2 is a right-side elevational view thereof;
FIG. 3 is a left-side elevational view thereof; and,
FIG. 4 is a top plan view thereof.
The claimed design does not include any depth for the ornamental details shown within the parameter moldings.

1 Claim, 4 Drawing Sheets






FIG. 1




FIG. 2




FIG. 3




FIG. 4