



US00D517836S

(12) **United States Design Patent**
Berry et al.

(10) **Patent No.:** **US D517,836 S**
(45) **Date of Patent:** **** Mar. 28, 2006**

(54) **TABLE**
(75) Inventors: **Rick Berry**, Hickory, NC (US); **Dave Clark**, Charlotte, NC (US)
(73) Assignee: **Bernhardt, L.L.C.**, Lenoir, NC (US)
(**) Term: **14 Years**
(21) Appl. No.: **29/223,500**
(22) Filed: **Feb. 15, 2005**
(51) **LOC (8) Cl.** **06-04**
(52) **U.S. Cl.** **D6/436**
(58) **Field of Classification Search** D6/436,
D6/438, 439, 446, 477, 479, 448; 312/114,
312/196, 204, 224
See application file for complete search history.

D456,173 S 4/2002 McDaniel et al. D6/436
D459,111 S * 6/2002 Tobin, Jr. D6/446
D464,506 S * 10/2002 Tobin, Jr. D6/446
D464,826 S * 10/2002 Tobin, Jr. D6/446
D465,942 S 11/2002 McDaniel et al. D6/446

* cited by examiner

Primary Examiner—Cathron C. Brooks
(74) *Attorney, Agent, or Firm*—MacCord Mason PLLC

(57) **CLAIM**

The ornamental design for a table, as shown and described.

DESCRIPTION


FIG. 1 is a front perspective view of a table showing my new design;
FIG. 2 is a front view thereof; and,
FIG. 3 is a side view, the opposite side being a mirror image thereof.

(56) **References Cited**

U.S. PATENT DOCUMENTS

D403,529 S * 1/1999 De Blaay D6/436

1 Claim, 3 Drawing Sheets



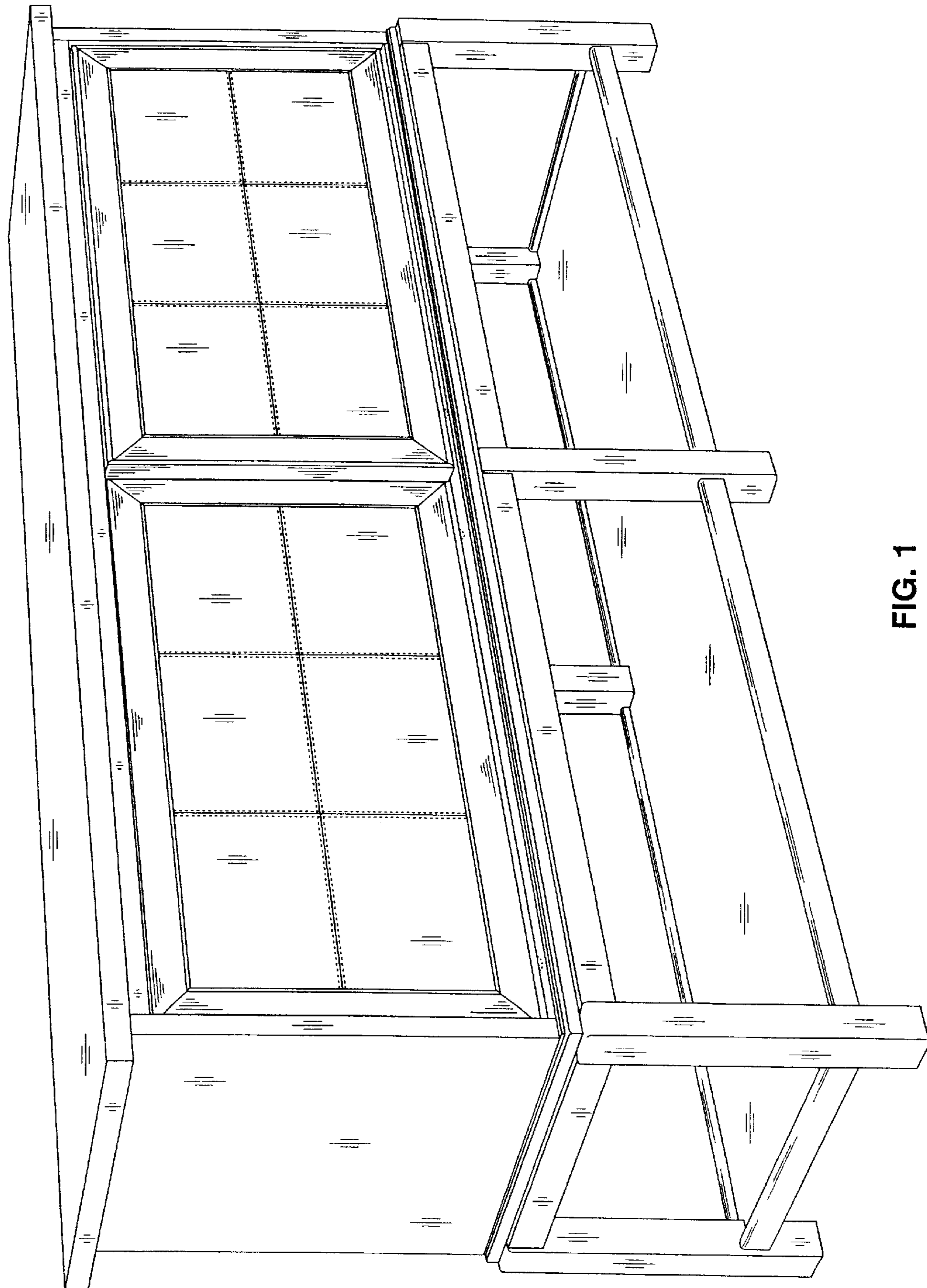


FIG. 1

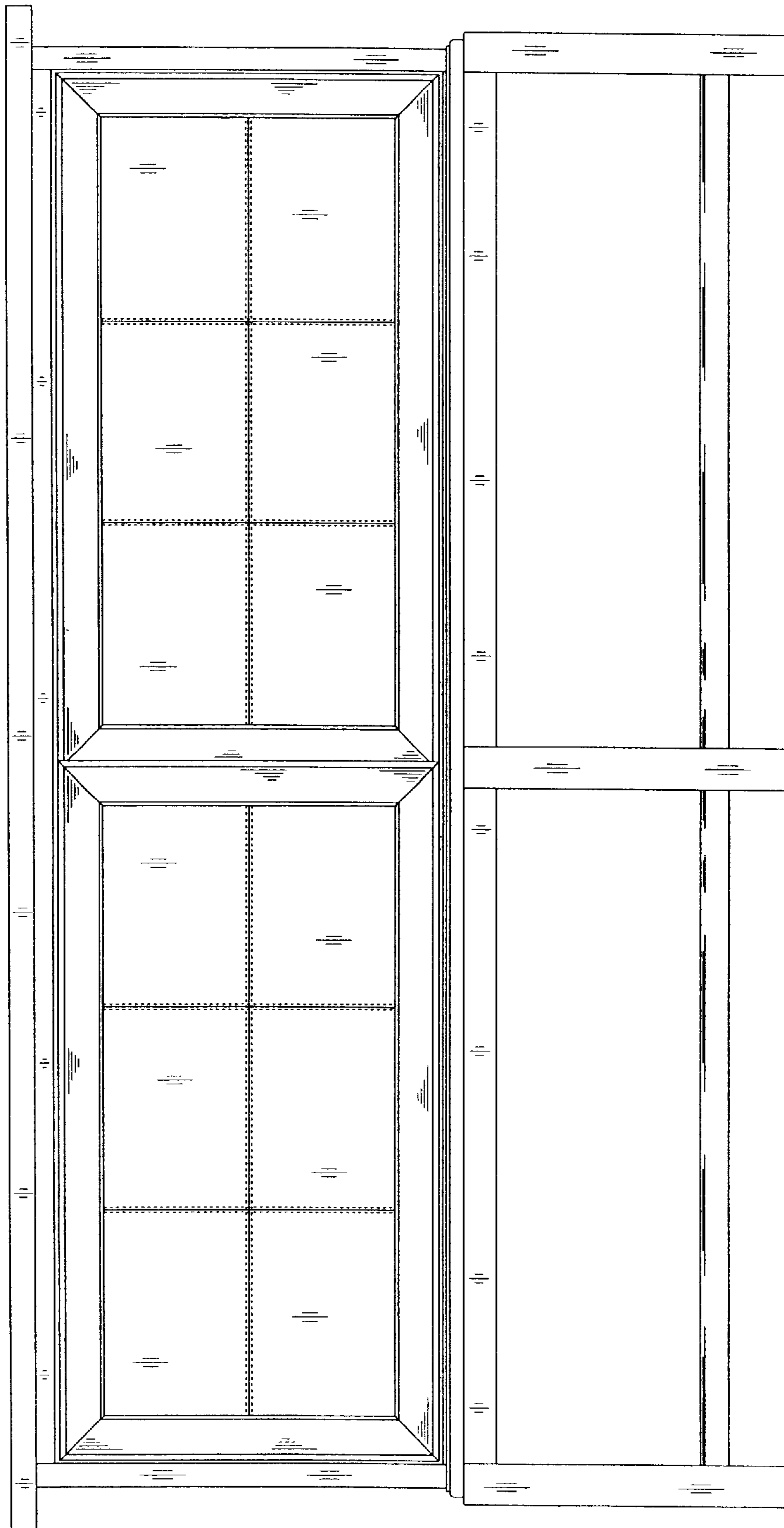


FIG. 2

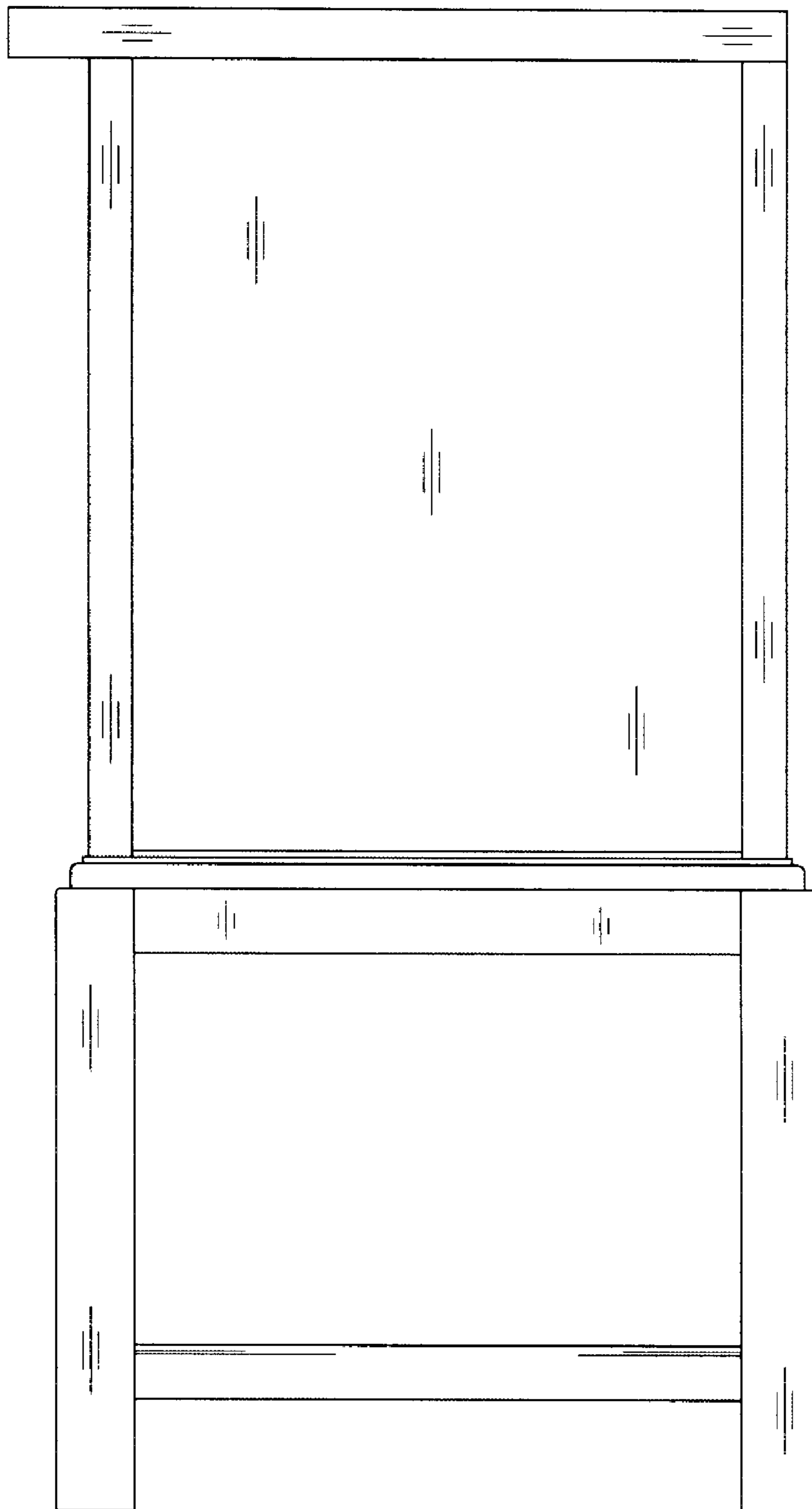


FIG. 3