



US00D517822S

(12) **United States Design Patent**
Grosfillex

(10) **Patent No.:** **US D517,822 S**

(45) **Date of Patent:** **** *Mar. 28, 2006**

(54) **ARMCHAIR**

(75) Inventor: **Raymond Grosfillex**, Arbent (FR)

(73) Assignee: **Grosfillex SARL**, Oyonnax (FR)

(*) Notice: This patent is subject to a terminal disclaimer.

(**) Term: **14 Years**

(21) Appl. No.: **29/221,603**

(22) Filed: **Jan. 19, 2005**

(30) **Foreign Application Priority Data**

Jul. 22, 2004 (WO) DM/065 808

(51) **LOC (8) Cl.** **06-01**

(52) **U.S. Cl.** **D6/368**

(58) **Field of Classification Search** D6/334,
D6/368, 371, 372, 374, 375, 376, 379, 380,
D6/500-502; 297/445.1, 446.1, 411.42, 411.43,
297/16.1

See application file for complete search history.

(56) **References Cited**

U.S. PATENT DOCUMENTS

D179,335 S	*	11/1956	Wright	D6/368
D335,970 S	*	6/1993	Doughty	D6/375
D343,964 S	*	2/1994	Gibbs	D6/374
D358,264 S	*	5/1995	Vanderminden, Sr.	D6/375
D378,253 S	*	3/1997	Frinier	D6/375
D426,971 S	*	6/2000	Tseng	D6/375
D429,424 S	*	8/2000	Vanderminden, Sr.	D6/375
D431,727 S	*	10/2000	Bell	D6/373
D431,728 S	*	10/2000	Bell	D6/375
D435,978 S	*	1/2001	Pluer	D6/375
D438,397 S	*	3/2001	Pluer	D6/375
D442,383 S	*	5/2001	Bell	D6/375

D442,384 S	*	5/2001	Gonsalves	D6/375
D448,185 S	*	9/2001	Grosfillex	D6/368
D448,186 S	*	9/2001	Grosfillex	D6/368
D449,176 S	*	10/2001	Schulte et al.	D6/375
D452,082 S	*	12/2001	Pluer	D6/375
D465,670 S	*	11/2002	Bell	D6/375
D469,616 S	*	2/2003	Caldwell	D6/375
D469,972 S	*	2/2003	Vanderminden, Sr.	D6/375
D482,541 S	*	11/2003	Pluer	D6/375
D482,542 S	*	11/2003	Pluer	D6/375
D486,002 S	*	2/2004	Lederman	D6/372
D489,543 S	*	5/2004	Homestead	D6/375
D496,172 S	*	9/2004	Pluer	D6/376
D497,491 S	*	10/2004	Pluer	D6/376

* cited by examiner

Primary Examiner—Mimosa De

(74) *Attorney, Agent, or Firm*—Dowell & Dowell, P.C.

(57) **CLAIM**

The ornamental design for an armchair, as shown and described.

DESCRIPTION

FIG. 1 is a front perspective view of an armchair showing my new design;

FIG. 2 is a front elevational view thereof;

FIG. 3 is a rear elevational view thereof;

FIG. 4 is a left side view thereof, a view taken from the right side being a mirror image thereof;

FIG. 5 is a top plan view thereof;

FIG. 6 is a front perspective view thereof with the armchair folded to a compact configuration; and,

FIG. 7 is a bottom plan view thereof.

The fragmented crosshatching shown on the seat and backrest is understood to represent fabric and would be continuous throughout the circumscribed area.

1 Claim, 3 Drawing Sheets




FIG. 1





FIG. 6

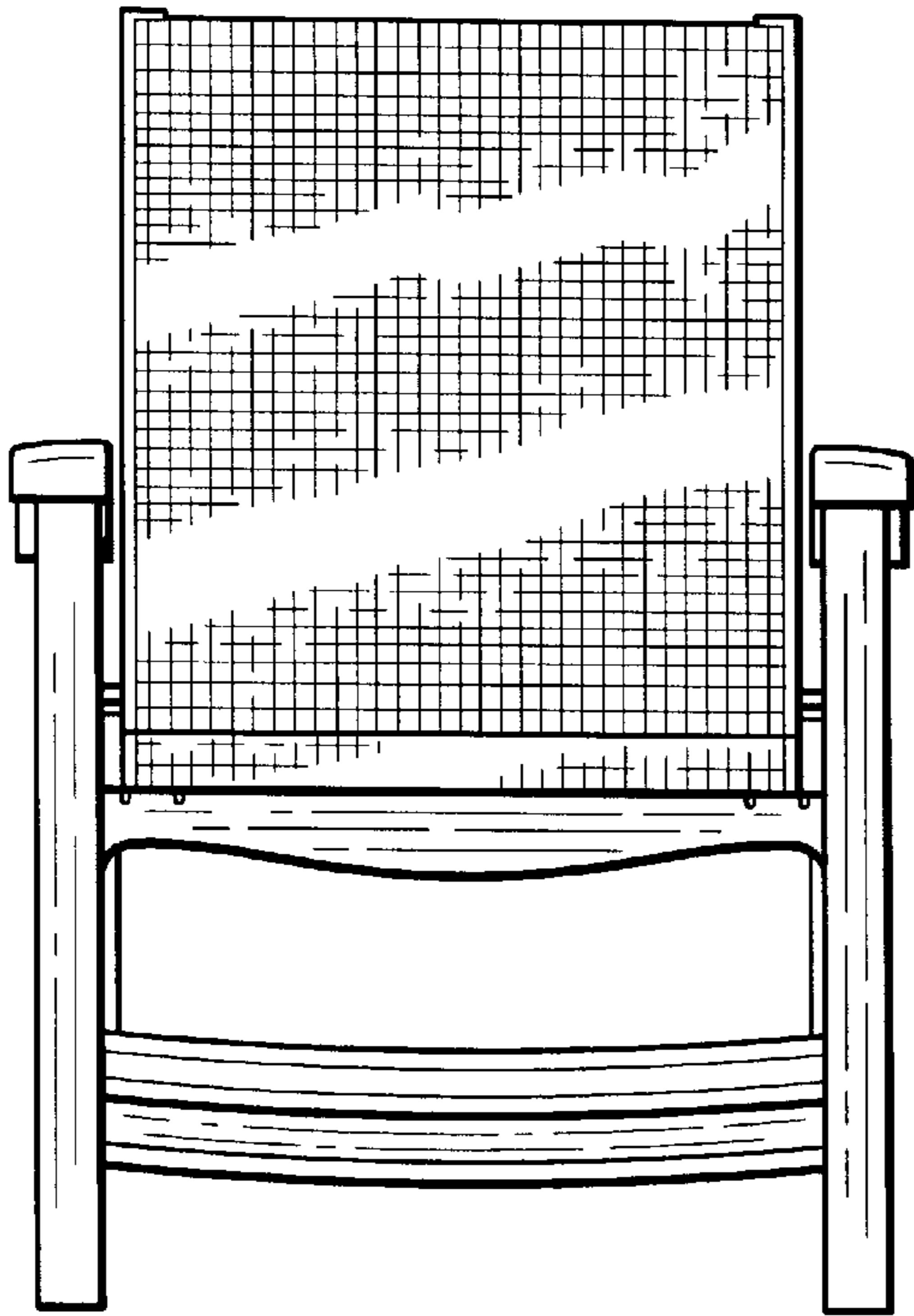


FIG. 2

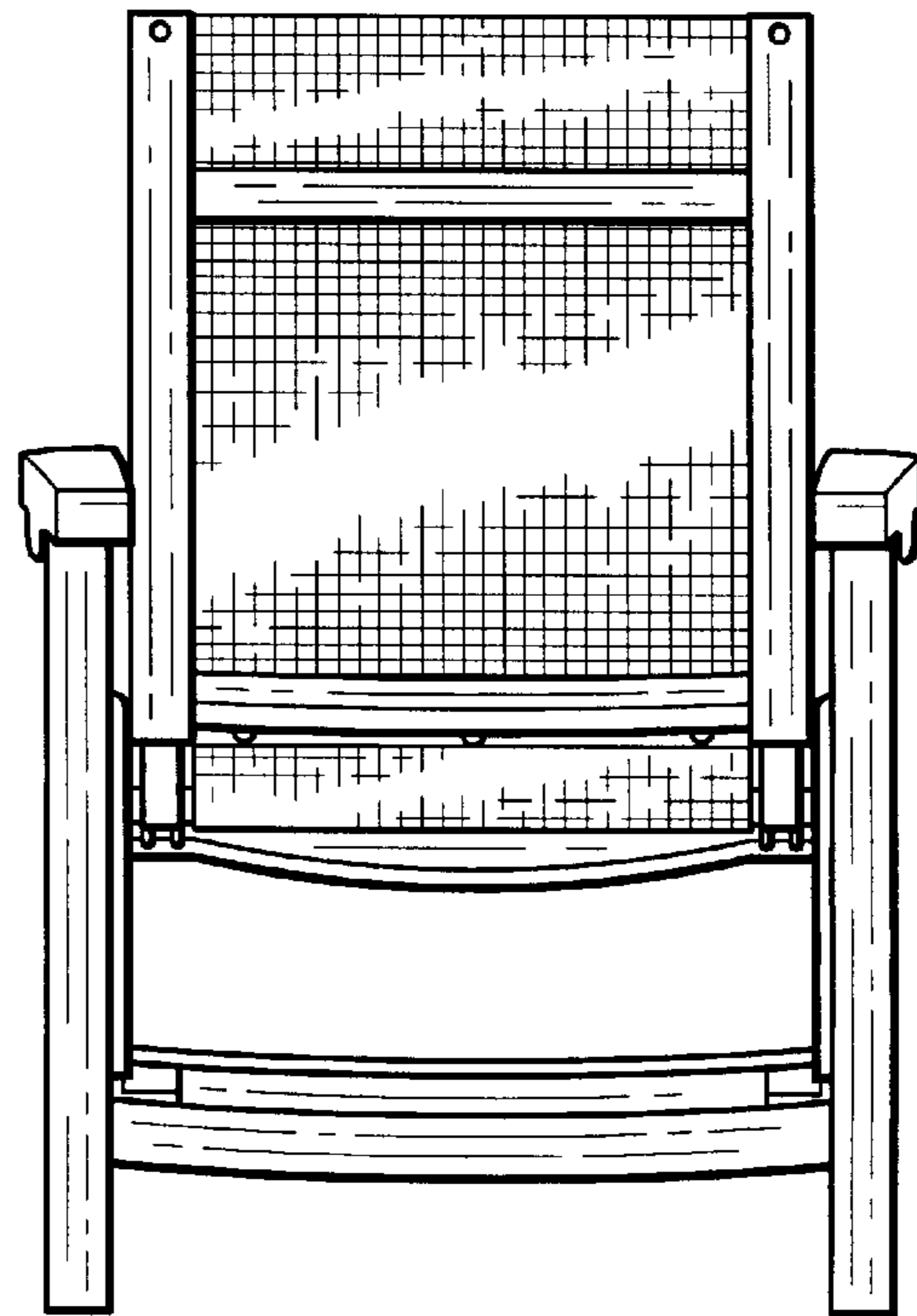


FIG. 3




FIG. 4

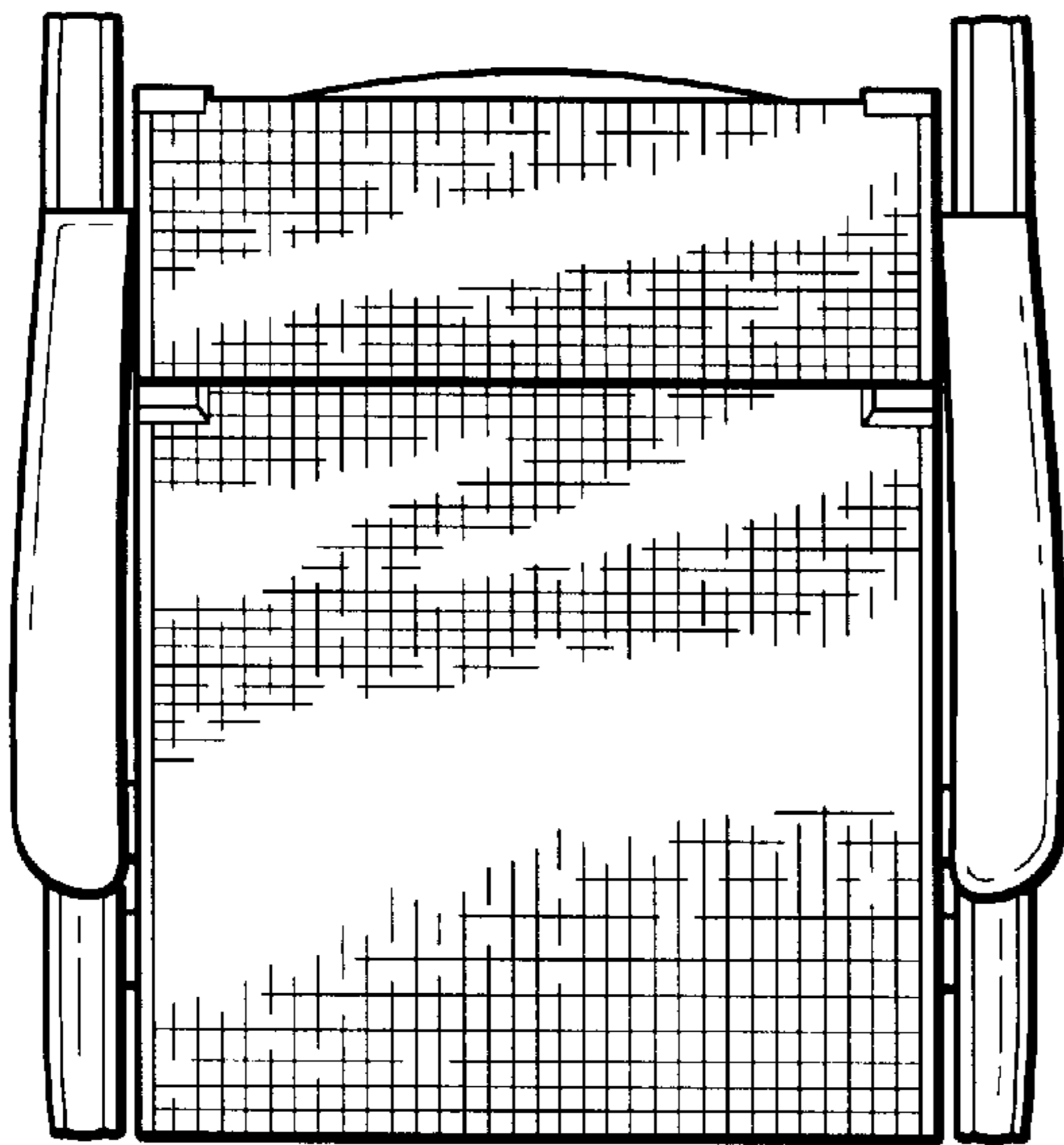


FIG. 5

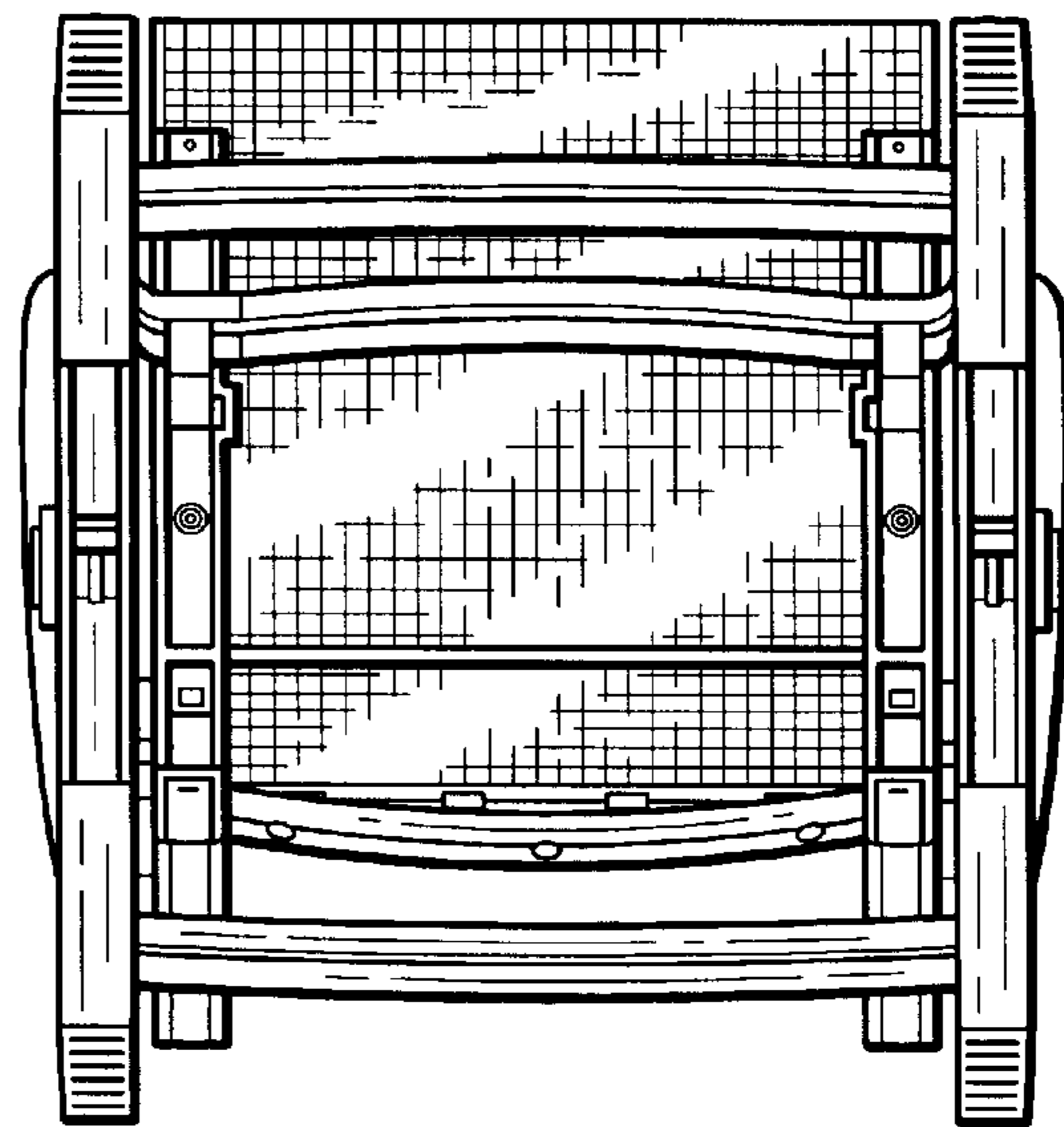


FIG. 7