



US00D517811S

(12) **United States Design Patent** (10) **Patent No.:** **US D517,811 S**
Daubenspeck et al. (45) **Date of Patent:** **** Mar. 28, 2006**

(54) **MOTORIZED STAIN REMOVAL BRUSH FOR INANIMATE SURFACES**

(75) Inventors: **Bradley Wayne Daubenspeck**, West Chester, OH (US); **Susan Tyler Ede**, Cincinnati, OH (US); **Paul Amaat Raymond Gerard France**, West Chester, OH (US); **Linda Shumansky Girard**, Union, KY (US); **Debora Ellon Kaylor**, Hamilton, OH (US); **Neil Anthony Litten**, Egham (GB); **Matthew Burtonwood**, Huddersfield (GB); **Jamie Trafford Stone**, Glossop (GB)

(73) Assignee: **The Procter & Gamble Company**, Cincinnati, OH (US)

(**) Term: **14 Years**

(21) Appl. No.: **29/182,097**

(22) Filed: **May 21, 2003**

(51) **LOC (8) Cl.** **04-02**

(52) **U.S. Cl.** **D4/102; D4/127**

(58) **Field of Classification Search** D4/100, D4/102, 114, 127, 101, 104, 111, 138; D28/7; 15/21.1, 22.1, 28, 29, 180, 186-188; 68/213, 68/220; 401/28, 137, 183, 184, 186, 268, 401/270, 279; 601/114

See application file for complete search history.

(56) **References Cited**

U.S. PATENT DOCUMENTS

D165,109 S	*	11/1951	Petrosky	D4/114
3,055,031 A		9/1962	Raclin		
D245,883 S	*	9/1977	Tsuji et al.	D4/102
4,177,532 A		12/1979	Azuma		
4,223,418 A		9/1980	Pedrini		
4,574,414 A		3/1986	Zhadanov		
4,841,590 A		6/1989	Terry et al.		
5,153,962 A		10/1992	Ritter		
5,156,634 A		10/1992	Yang		

(Continued)

FOREIGN PATENT DOCUMENTS

DE	3 615 918 A1	11/1987
JP	05-146313	6/1993
JP	11-032971	2/1999
JP	11061196 A *	3/1999
WO	WO 02/49497 A2	6/2002

OTHER PUBLICATIONS

Whitey Pika UW-8000 Handy Type Ultrasonic Wave Point Stain Remover from Kumazaki-Aim Company—Dec., 2003.

Bissell-to-Go Spot Scrubber from www.greenfieldonline.com—on or about Nov. 12, 2003.

Primary Examiner—Alan P. Douglas

Assistant Examiner—Lavone D. Tabor

(74) *Attorney, Agent, or Firm*—Julia A. Glazer; Brahm J. Corstanje; Kim William Zerby

(57) **CLAIM**

The ornamental design for a motorized stain removal brush for inanimate surfaces, as shown and described.

DESCRIPTION

FIG. 1 is a perspective view of a motorized stain removal brush for inanimate surfaces showing our new design.

FIG. 2 is a front view of the motorized stain removal brush of FIG. 1.

FIG. 3 is a side view of the motorized stain removal brush of FIG. 1.

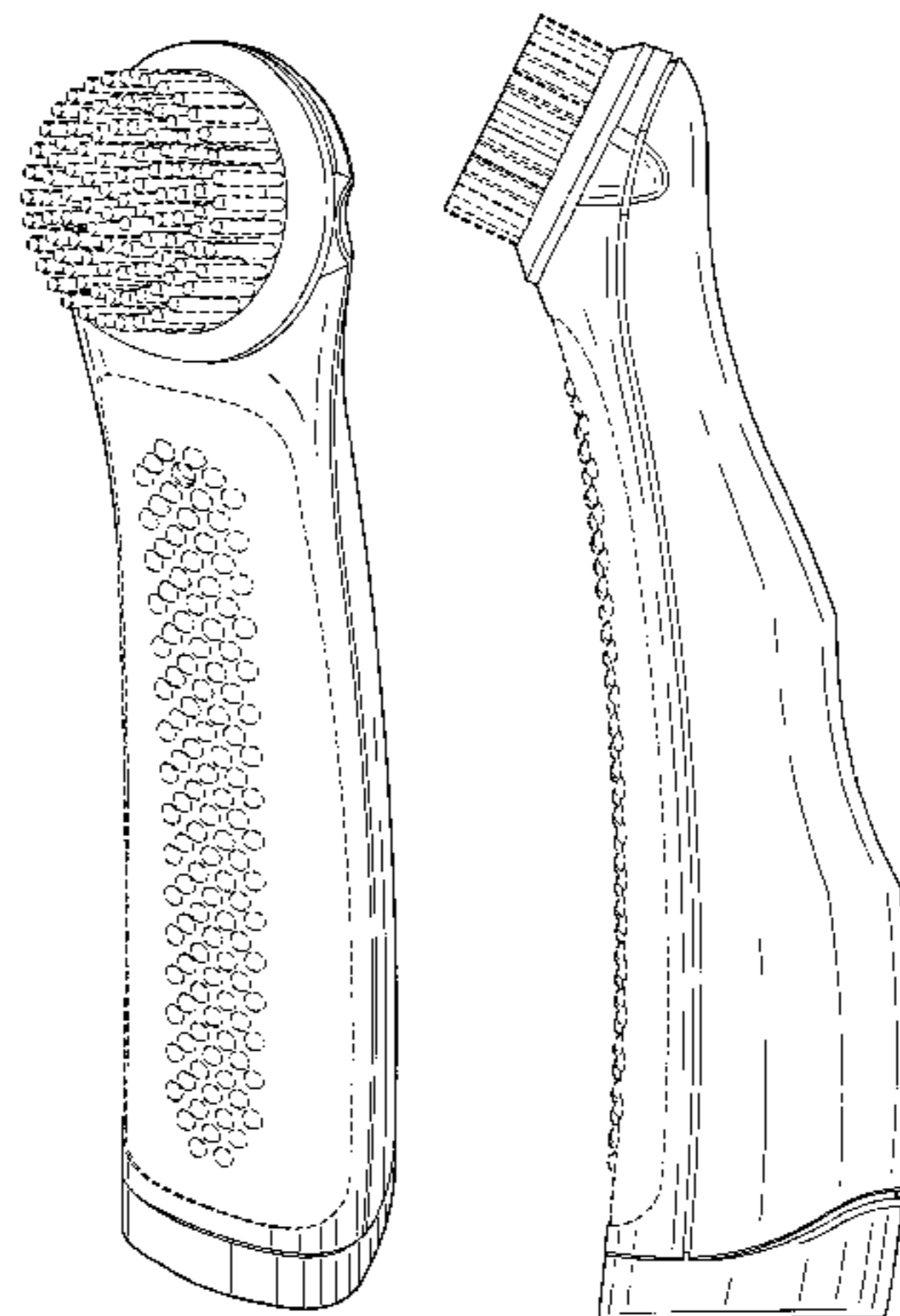
FIG. 4 is a rear view of the motorized stain removal brush of FIG. 1.

FIG. 5 is a top view of the motorized stain removal brush of FIG. 1; and,

FIG. 6 is a bottom view of the motorized stain removal brush of FIG. 1.

The broken lines immediately adjacent the shaded areas represent the bounds of the claim and all of the other broken lines are for illustrative purposes only. None of the broken lines form part of the claimed design.

1 Claim, 3 Drawing Sheets



US D517,811 S

Page 2

U.S. PATENT DOCUMENTS					
5,333,337	A	8/1994 Markley	6,170,107	B1	1/2001 George et al.
5,345,640	A	9/1994 Goss	6,170,108	B1	1/2001 Knight
5,353,461	A	10/1994 Enriquez	6,178,579	B1	1/2001 Blaustein et al.
5,418,996	A	5/1995 Chen	6,189,693	B1	2/2001 Blaustein et al.
5,423,102	A	6/1995 Madison	6,210,064	B1	4/2001 White et al.
5,524,312	A	6/1996 Tan et al.	6,253,405	B1	7/2001 Gutelius et al.
D376,694	S *	12/1996 Aiyar D4/102	6,295,681	B1	10/2001 Dolah
5,701,625	A	12/1997 Siman	6,311,837	B1	11/2001 Blaustein et al.
5,707,163	A	1/1998 Gregory	D453,270	S *	2/2002 Choong D4/104
5,718,014	A	2/1998 DeBlois et al.	6,499,174	B1	12/2002 Henrie
5,864,911	A	2/1999 Arnoux et al.	2002/0112741	A1	8/2002 Pieroni et al.
5,870,790	A	2/1999 Root et al.	2002/0129835	A1	9/2002 Pieroni et al.
5,950,268	A	9/1999 Murphy et al.	2003/0059247	A1 *	3/2003 Kandasamy et al. 401/184
5,956,792	A	9/1999 Gutelius et al.	2003/0084524	A1	5/2003 Blaustein et al.
6,000,083	A	12/1999 Blaustein et al.	2003/0084525	A1	5/2003 Blaustein et al.
6,000,626	A	12/1999 Futo et al.	2003/0084526	A1	5/2003 Brown et al.
6,032,313	A	3/2000 Tsang	2003/0084528	A1	5/2003 Chan et al.
6,059,475	A	5/2000 Jafarmadar	2003/0126699	A1	7/2003 Blaustein et al.

* cited by examiner

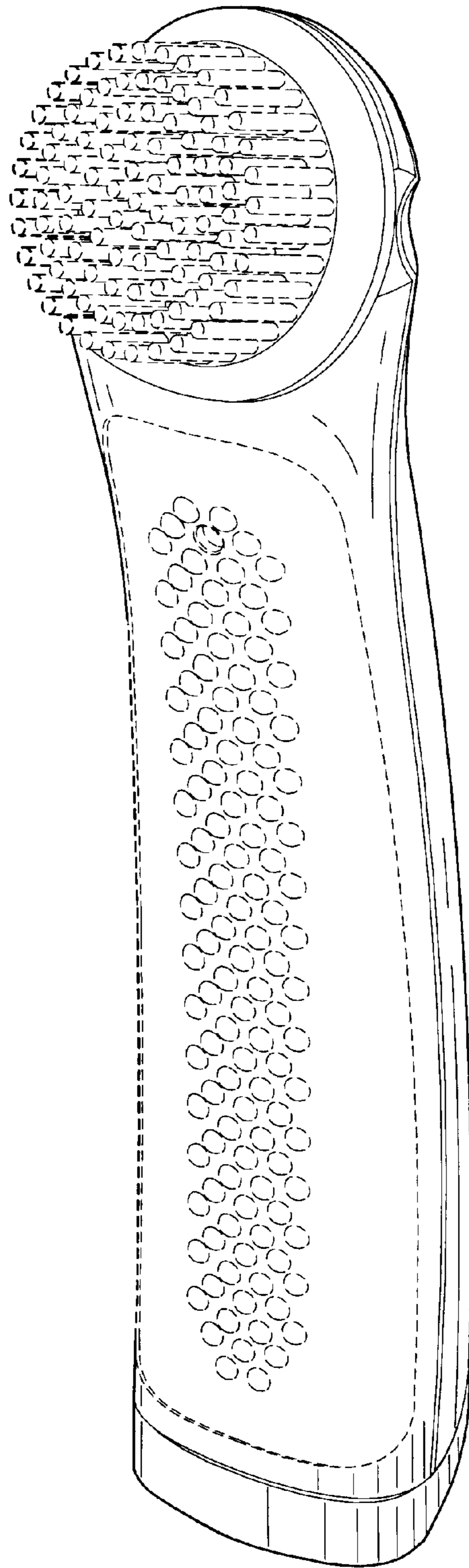


Fig. 1

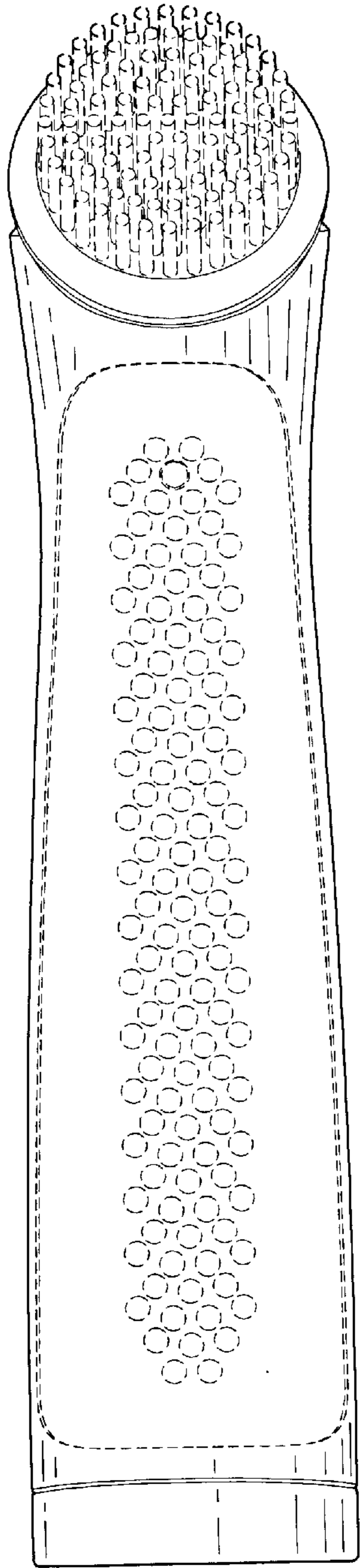


Fig. 2

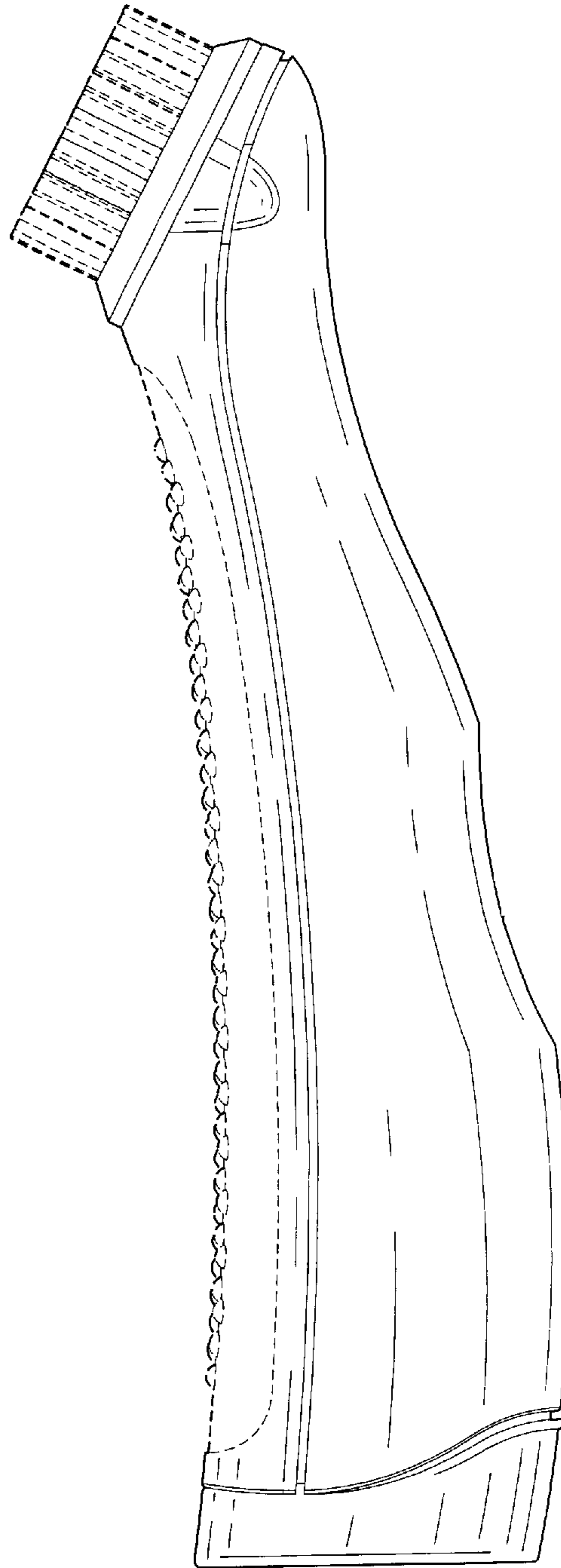


Fig. 3

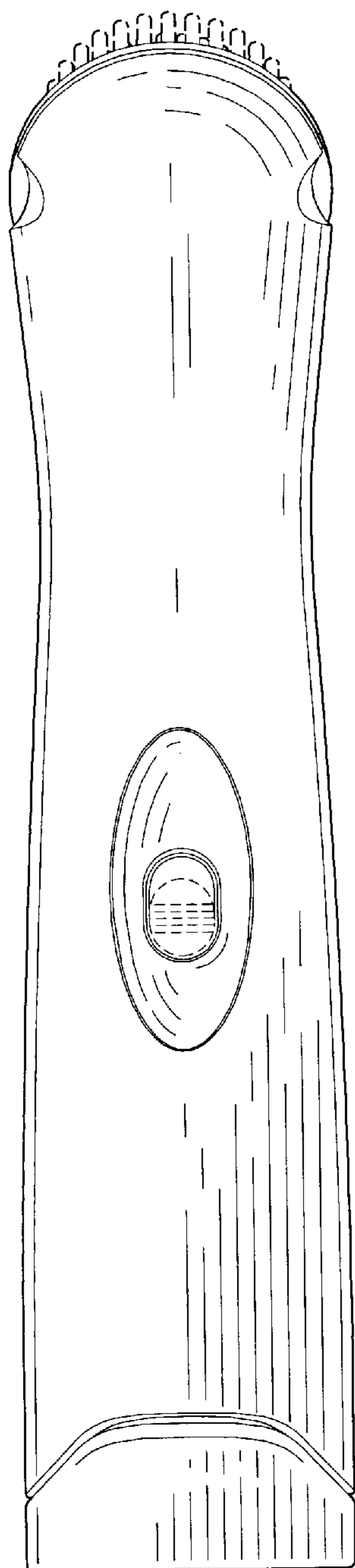


Fig. 4

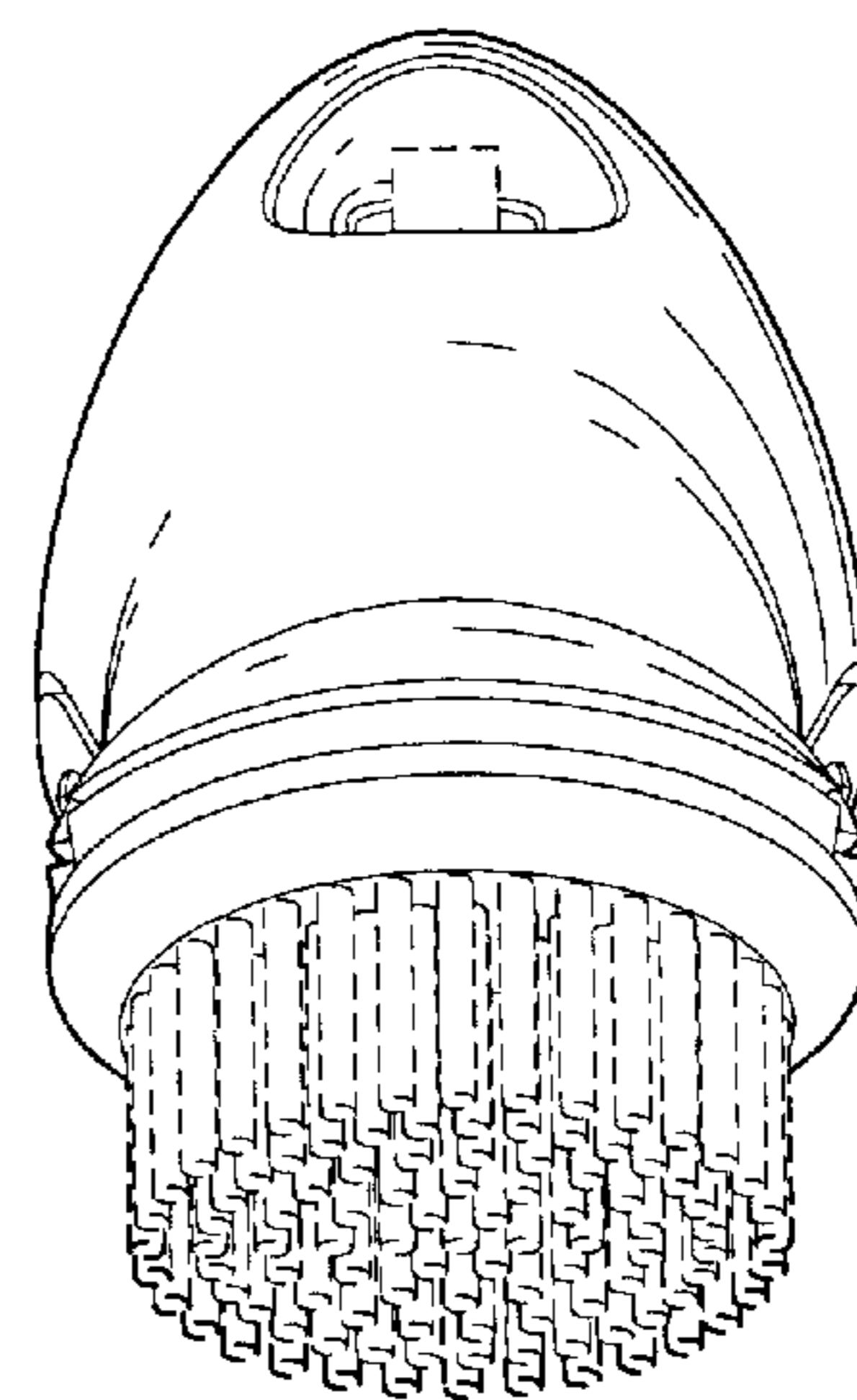


Fig. 5

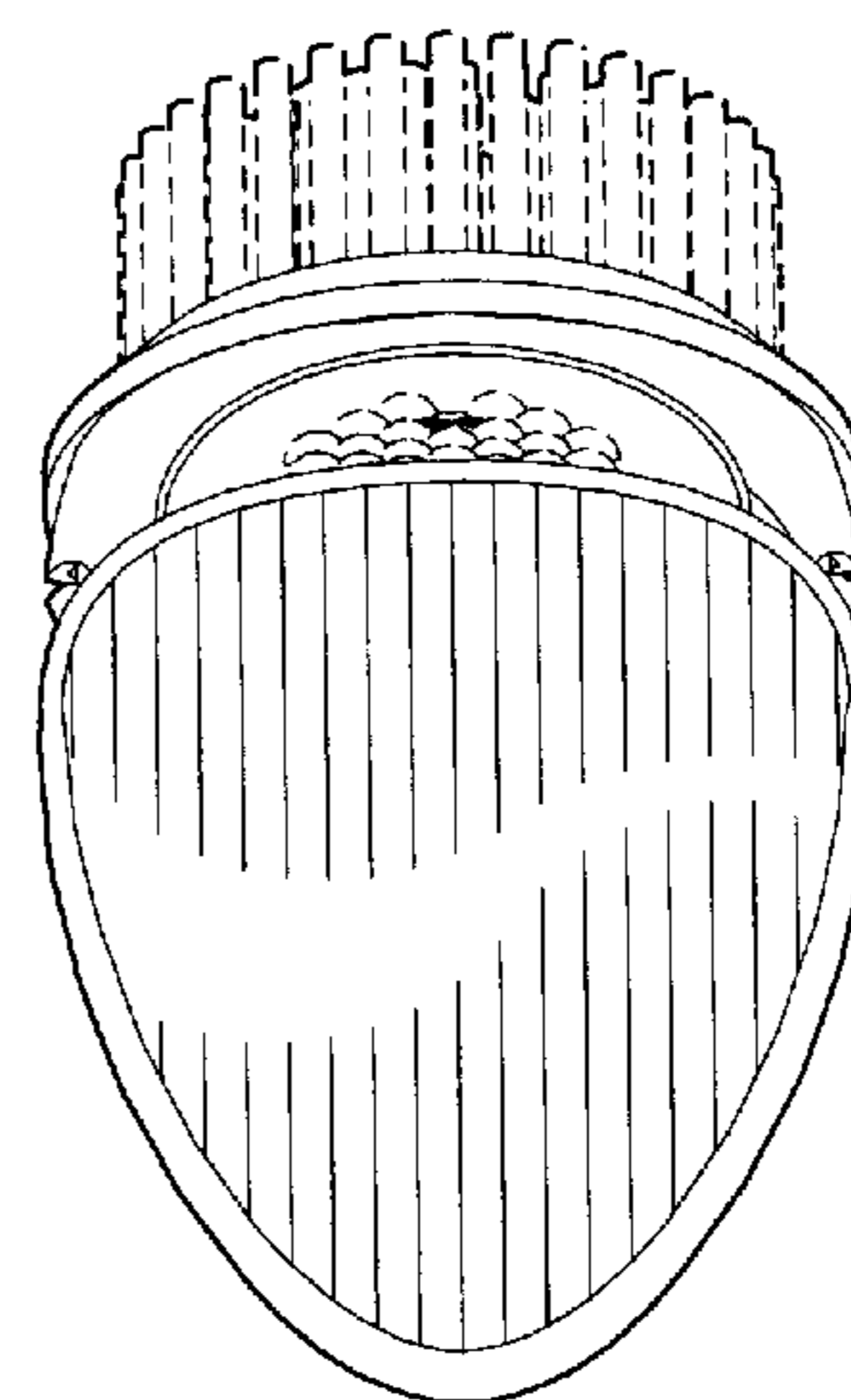


Fig. 6