

US00D517810S

(12) **United States Design Patent**  
**Golden et al.**

(10) **Patent No.:** **US D517,810 S**  
(45) **Date of Patent:** **\*\* Mar. 28, 2006**

(54) **NOVELTY PURSE**

(75) Inventors: **Michael H. Golden**, Lake Village, AR (US); **Judith A. Golden**, Lake Village, AR (US)

(73) Assignee: **Band In My Hand, LLC**, Lake Village, AR (US)

(\*\*) **Term:** **14 Years**

(21) Appl. No.: **29/213,766**

(22) Filed: **Sep. 23, 2004**

(51) **LOC (8) Cl.** ..... **03-99**

(52) **U.S. Cl.** ..... **D3/324**

(58) **Field of Classification Search** ..... D3/318, D3/319, 321-328, 226, 229, 230, 232, 234, D3/235, 242, 243, 245, 246, 270, 295, 271.2, D3/304, 306; D12/409; 70/2, 6; 150/100, 150/107, 111, 118, 130, 900, 112, 114, 117, 150/127; 190/100, 119, 125, 127, 109, 110, 190/900-903; 224/42.11, 236, 429, 430, 224/609, 436, 439; 383/907, 38  
See application file for complete search history.

(56) **References Cited**

**U.S. PATENT DOCUMENTS**

D96,620 S	*	8/1935	Thucaky	.....	D2/933
D101,792 S	*	11/1936	Resnik	.....	D3/246
D163,062 S	*	4/1951	Morrison	.....	D3/235
D185,155 S	*	5/1959	La Grutta	.....	D3/246
D248,891 S	*	8/1978	Pfleger	.....	D3/246
D248,892 S	*	8/1978	Pfleger	.....	D3/246
D260,325 S	*	8/1981	Davis	.....	D3/234
D332,006 S	*	12/1992	Ross	.....	D3/243
D349,191 S	*	8/1994	Mason	.....	D3/289
D350,167 S	*	8/1994	Klawitter	.....	D21/524

D351,320 S	*	10/1994	Minor	.....	D7/606
D396,556 S	*	8/1998	Nagayoshi	.....	D3/321
D420,508 S	*	2/2000	Kohlhase	.....	D3/246
D420,795 S	*	2/2000	Sanders et al.	.....	D3/273
D436,253 S	*	1/2001	Licari	.....	D3/321
D480,873 S	*	10/2003	Eberwein et al.	.....	D3/321

\* cited by examiner

*Primary Examiner*—Sandra S. Snapp

(74) *Attorney, Agent, or Firm*—Stephen D. Carver

(57) **CLAIM**

The ornamental design for a novelty purse, as shown and described.

**DESCRIPTION**

FIG. 1 is a front isometric view of the first embodiment of our new purse;

FIG. 2 is a rear isometric view of the preferred embodiment;

FIG. 3 is a front elevational view of the preferred embodiment;

FIG. 4 is a left side elevational view of the preferred embodiment;

FIG. 5 is a right side elevational view of the preferred embodiment;

FIG. 6 is a top plan view of the preferred embodiment;

FIG. 7 is a bottom plan view of the preferred embodiment;

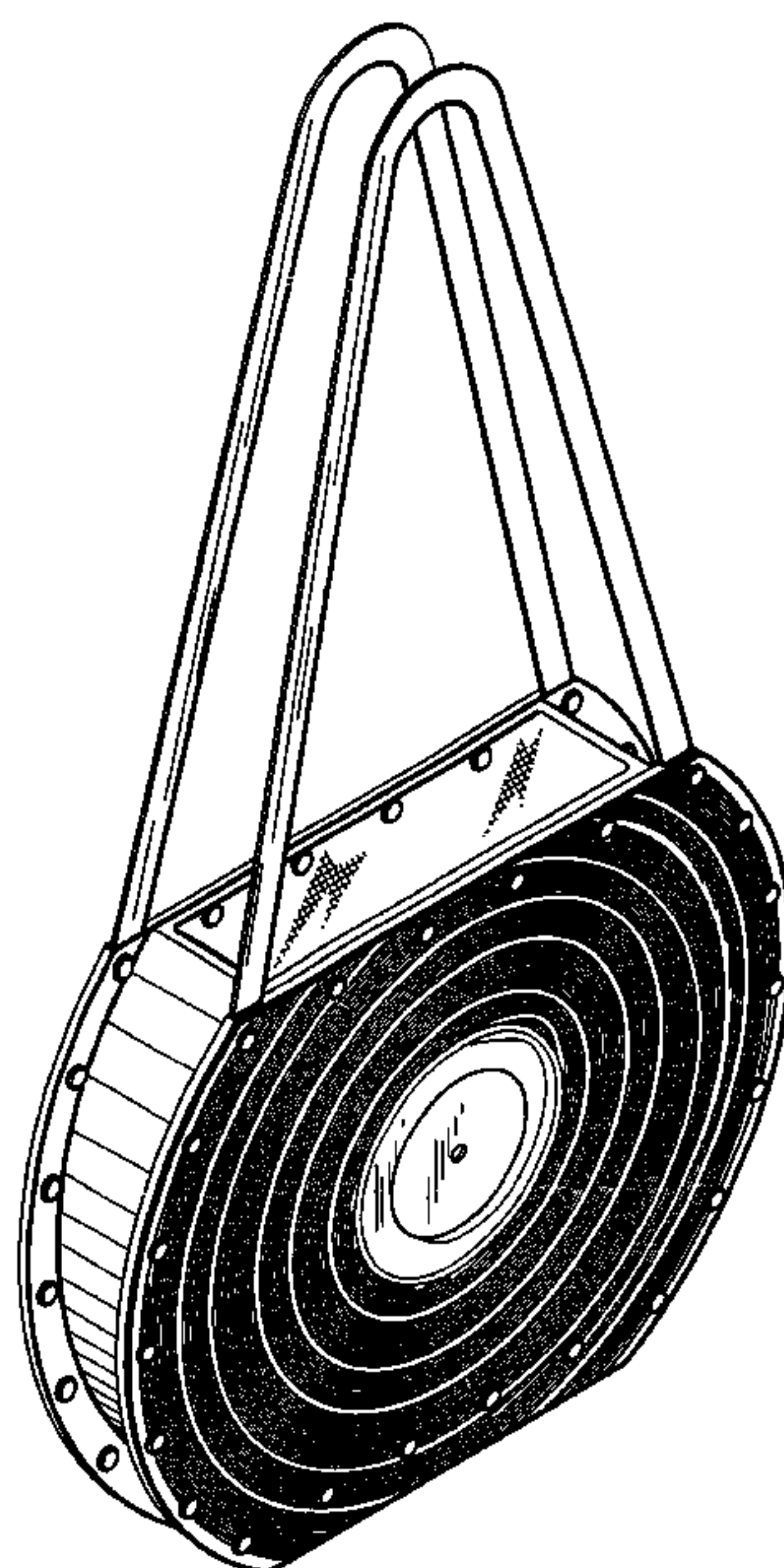
FIG. 8 is a rear elevational view of the preferred embodiment;

FIG. 9 is a front isometric view of the second embodiment of our new purse; and,

FIG. 10 is a rear isometric view of the second embodiment.

The crisscross pattern of lines in the drawings represent material and is understood to be continuous throughout the implied areas.

**1 Claim, 9 Drawing Sheets**



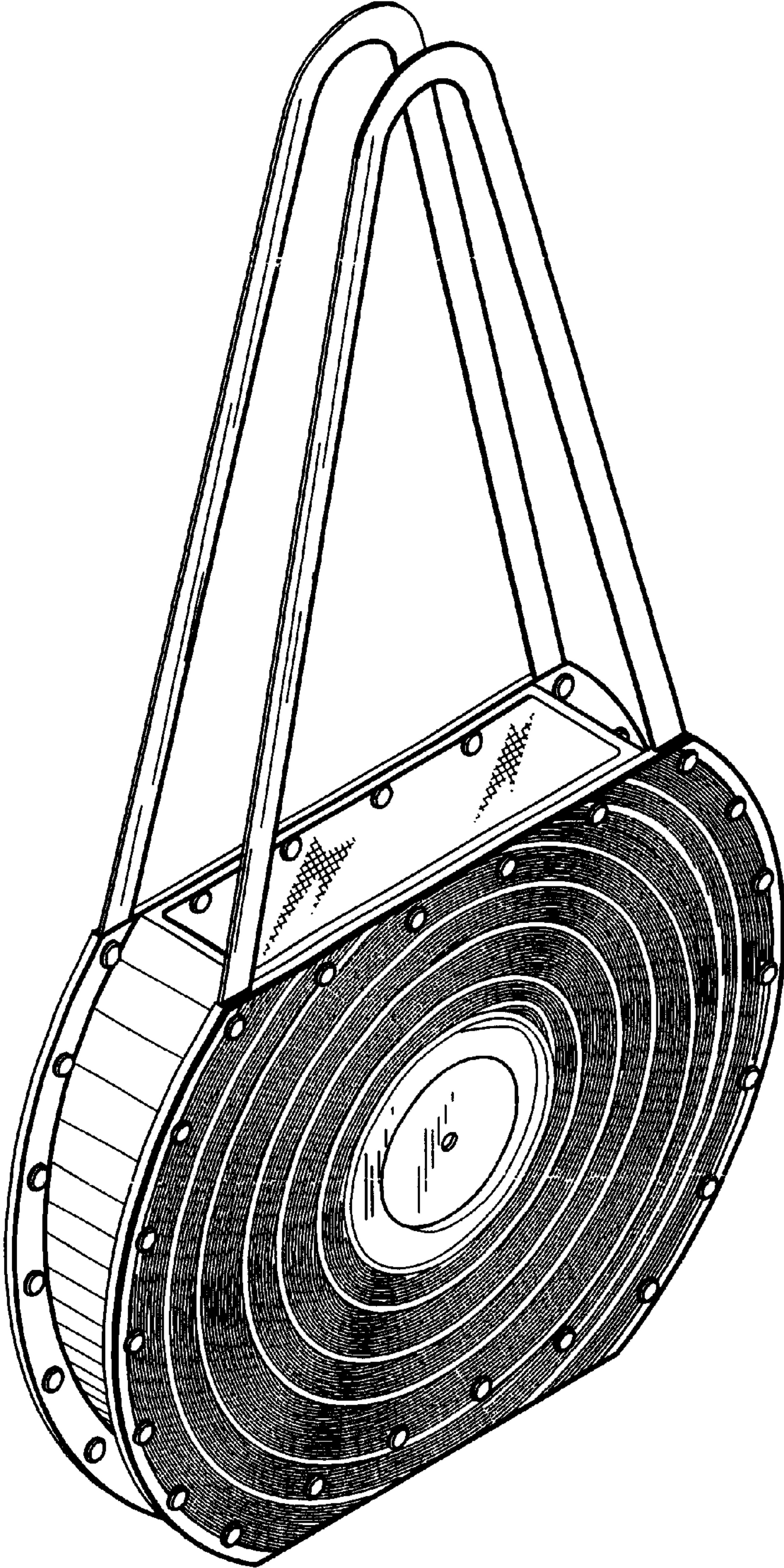


Fig. 1



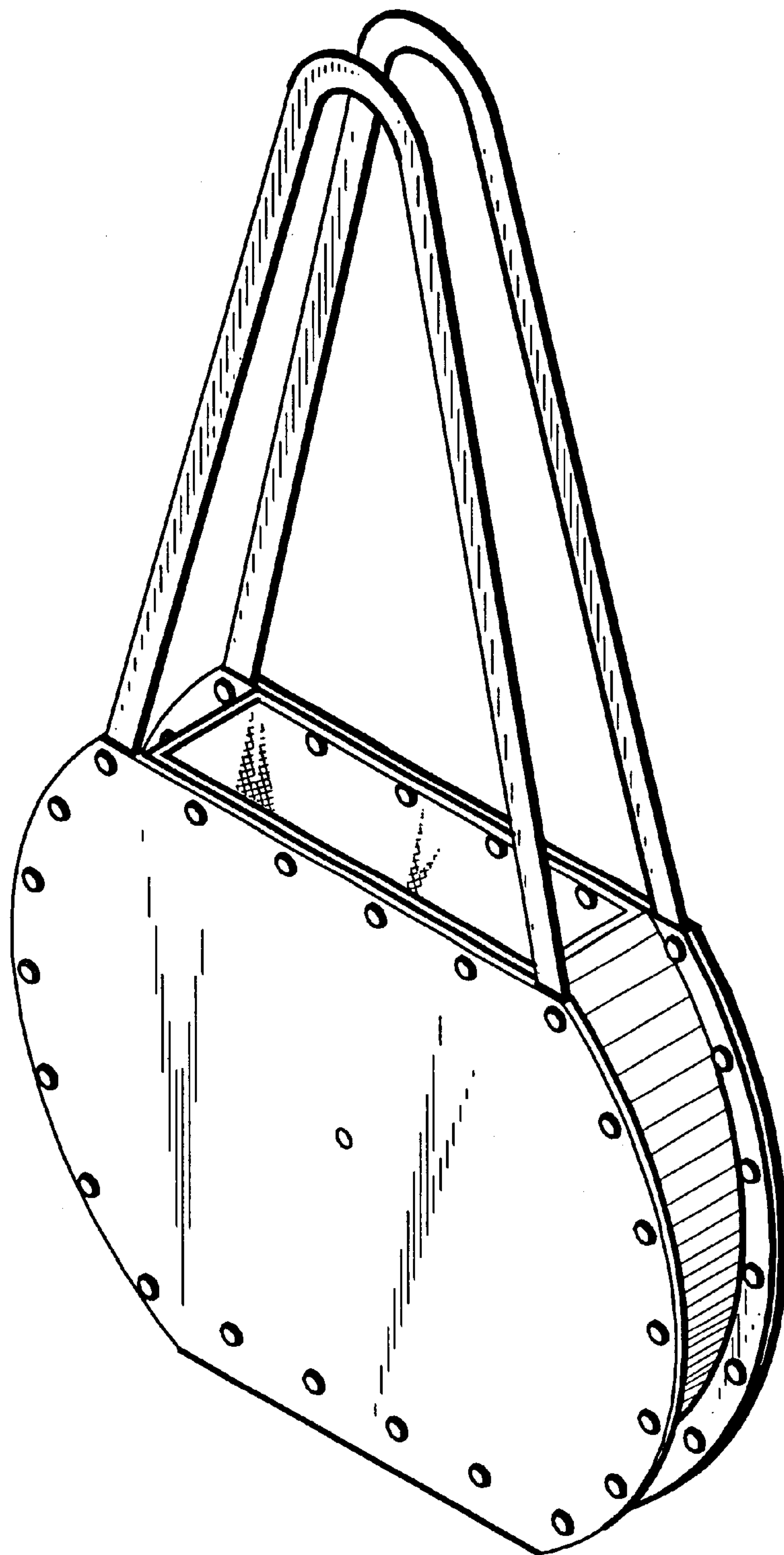


Fig. 2

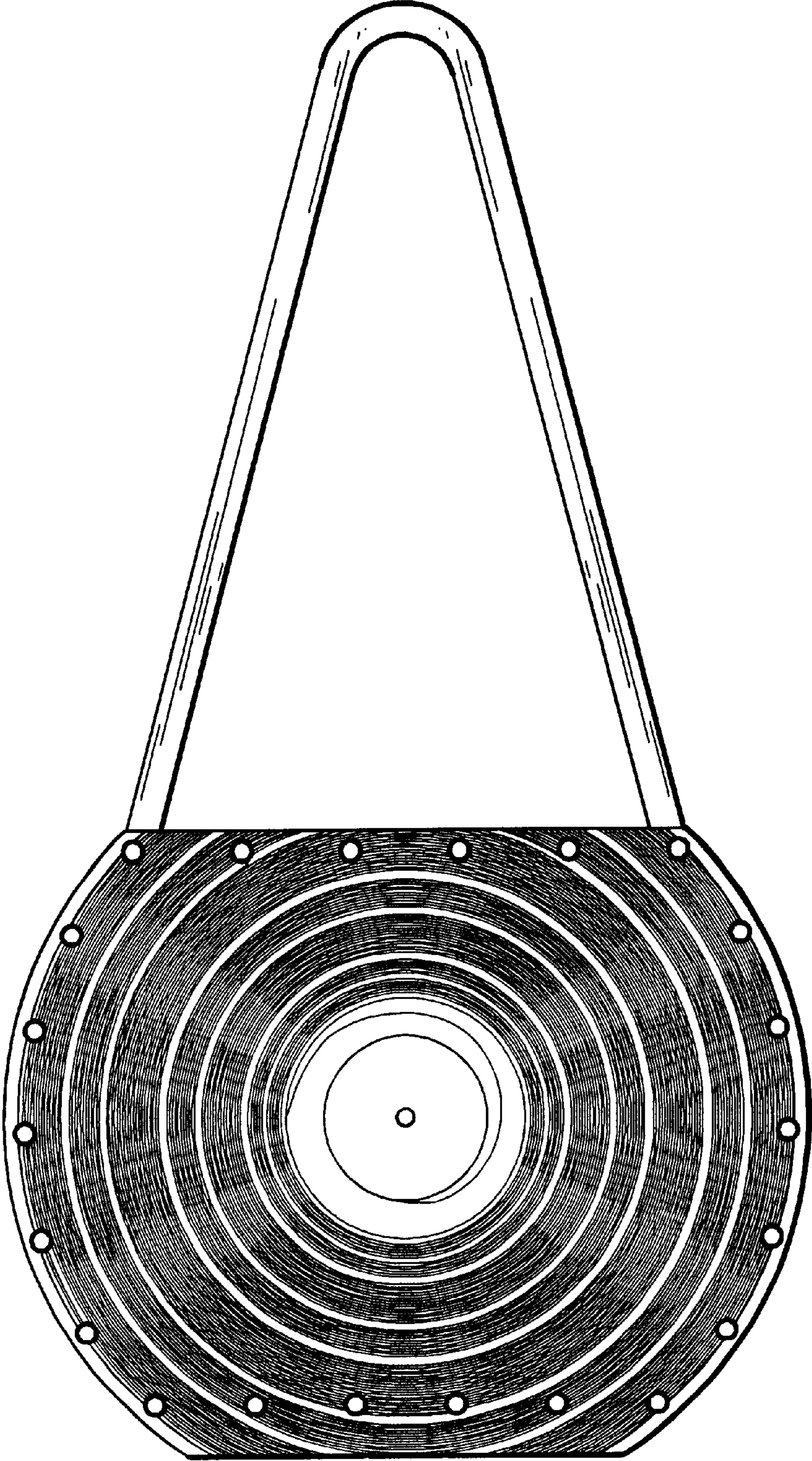


Fig. 3




Fig. 4




Fig. 5




Fig. 6

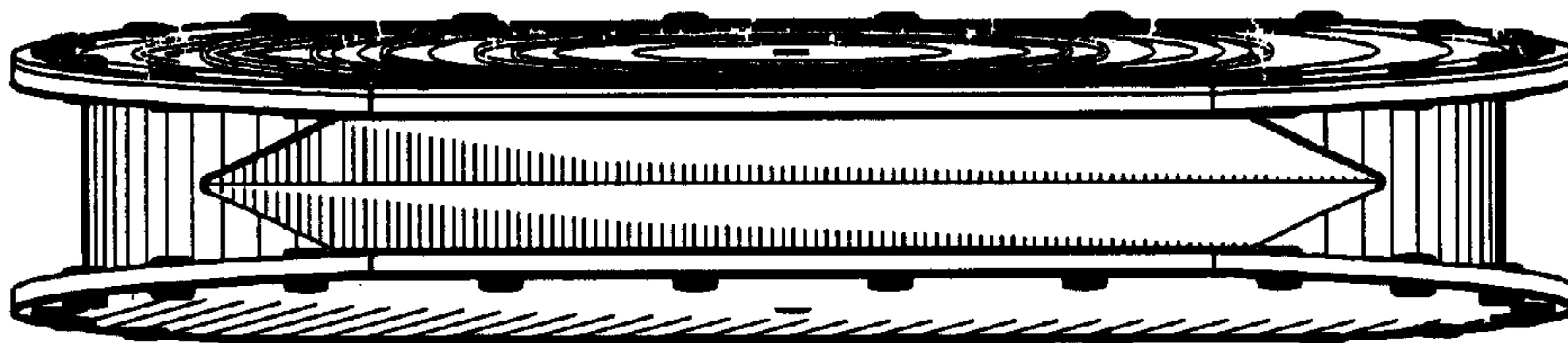


Fig. 7



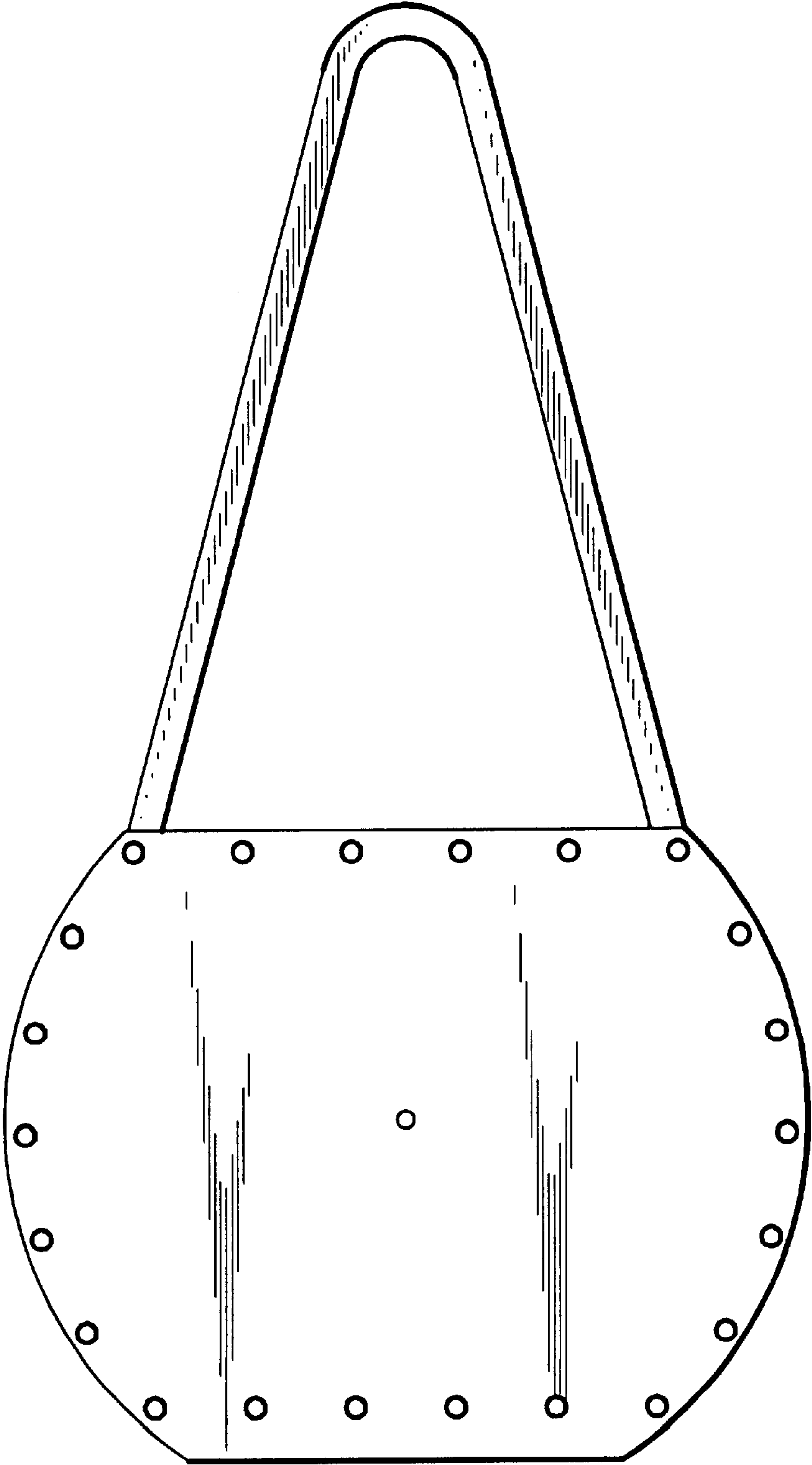


Fig. 8



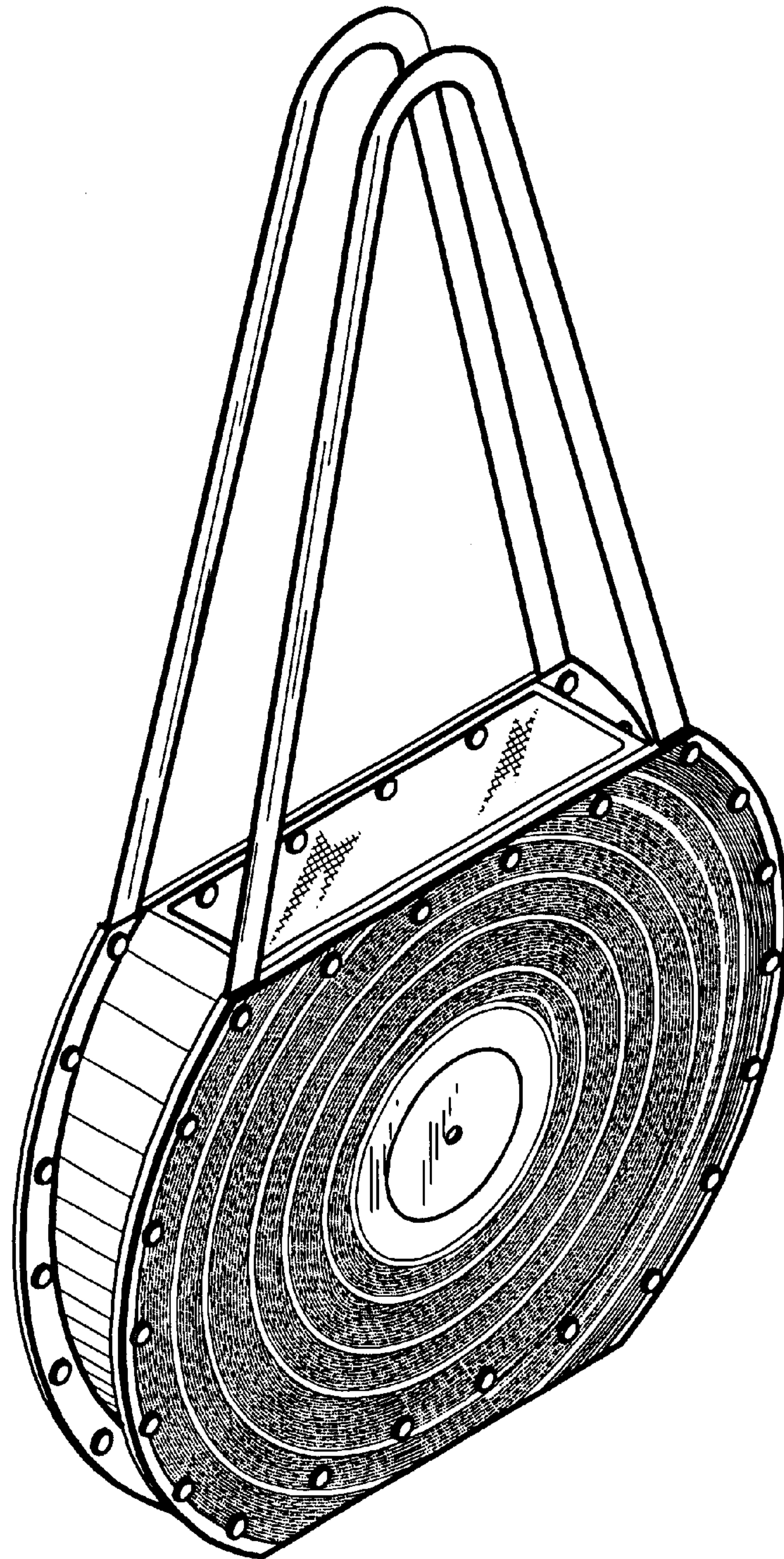


Fig. 9

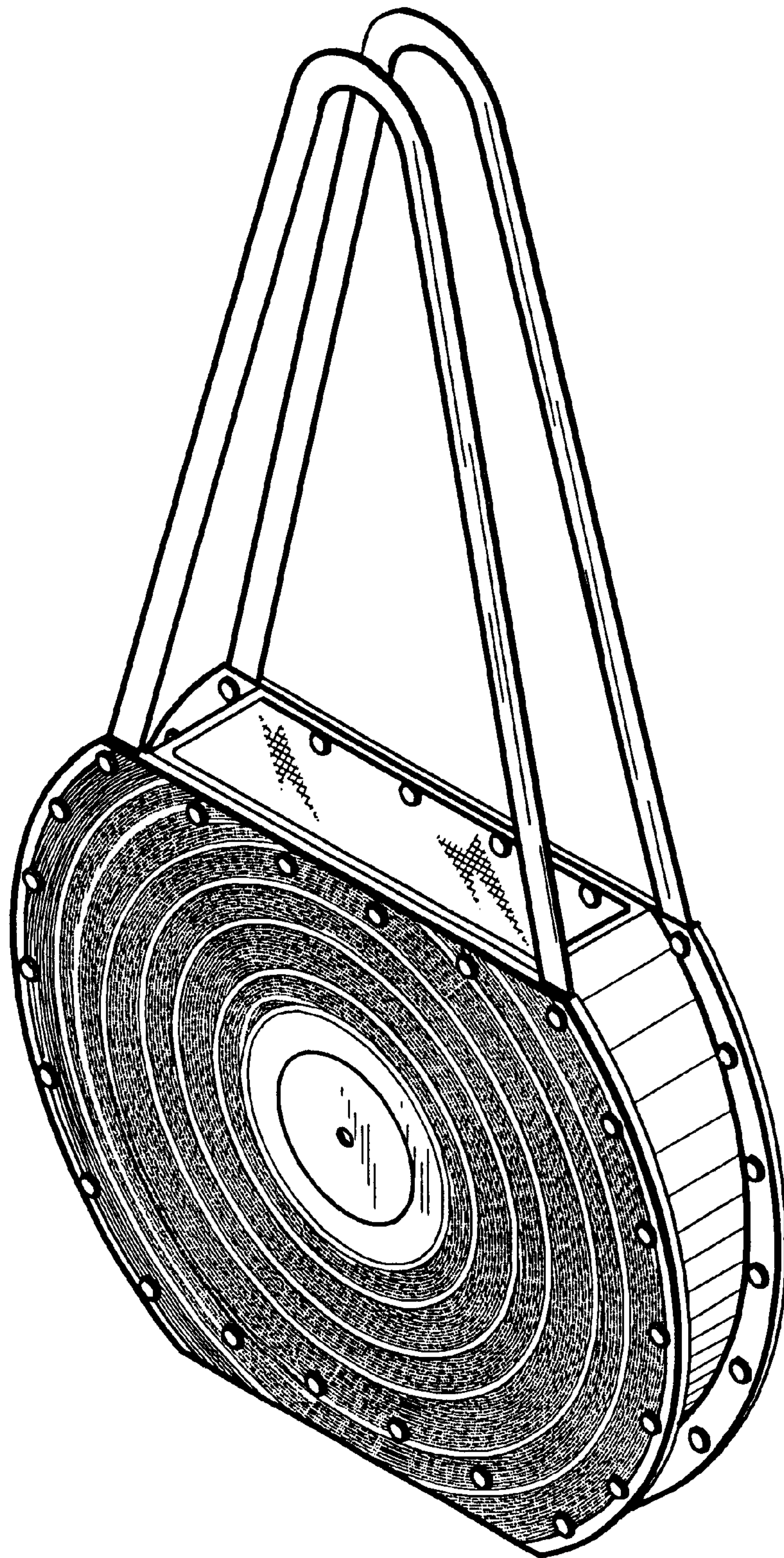


Fig. 10