

US00D517802S

(12) **United States Design Patent**  
**Crippen**

(10) **Patent No.:** **US D517,802 S**

(45) **Date of Patent:** **\*\* Mar. 28, 2006**

(54) **GOLF BELT**

D482,194 S \* 11/2003 Seeler et al. .... D3/224

(76) Inventor: **Brent Crippen**, 1677 SW. Sea Holly Way, Palm City, FL (US) 34990

\* cited by examiner

*Primary Examiner*—Catherine R. Oliver

(74) *Attorney, Agent, or Firm*—Kevin Redmond

(\*\*) Term: **14 Years**

(57) **CLAIM**

(21) Appl. No.: **29/219,086**

The ornamental design for a golf belt, as shown and described.

(22) Filed: **Dec. 13, 2004**

**DESCRIPTION**

(51) **LOC (8) Cl.** ..... **03-01**

(52) **U.S. Cl.** ..... **D3/221**

(58) **Field of Classification Search** ..... D3/221,  
D3/224, 226, 257; 224/919, 918, 223, 684  
See application file for complete search history.

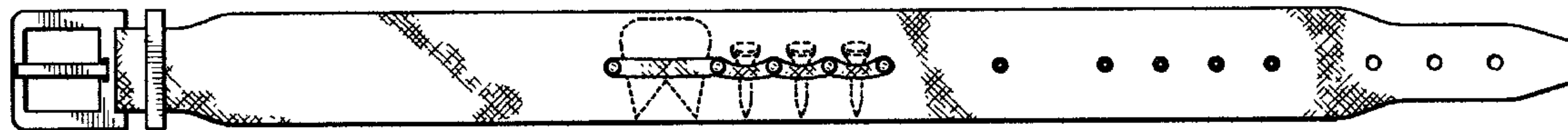
FIG. 1 is a front elevation view of the buckle end of the belt. FIG. 2 is a front elevation view of the tongue end of the belt showing a strap riveted to the belt to hold tees a repair tool. FIG. 3 is a rear elevation view of the tongue showing the back of the rivets shown in FIG. 2; and, FIG. 4 is a front elevation of the belt in its entirety. The broken line showing of environment in the drawing is for illustrative purposes only and forms no part of the claimed design.

(56) **References Cited**

**U.S. PATENT DOCUMENTS**

D336,154 S \* 6/1993 Phillips ..... 224/918  
D346,493 S \* 5/1994 Nichols ..... D3/224  
D412,243 S \* 7/1999 Shkreli ..... D3/224

**1 Claim, 2 Drawing Sheets**






Fig. 1

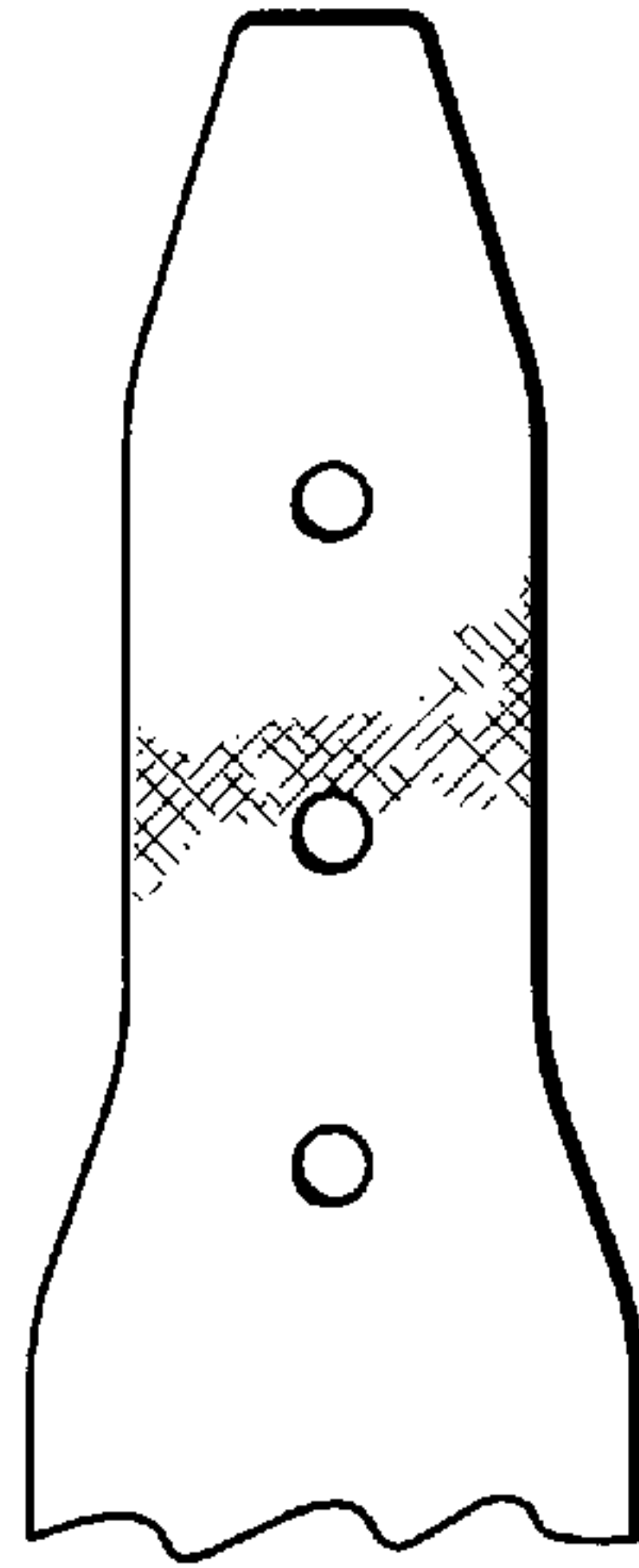


Fig. 2

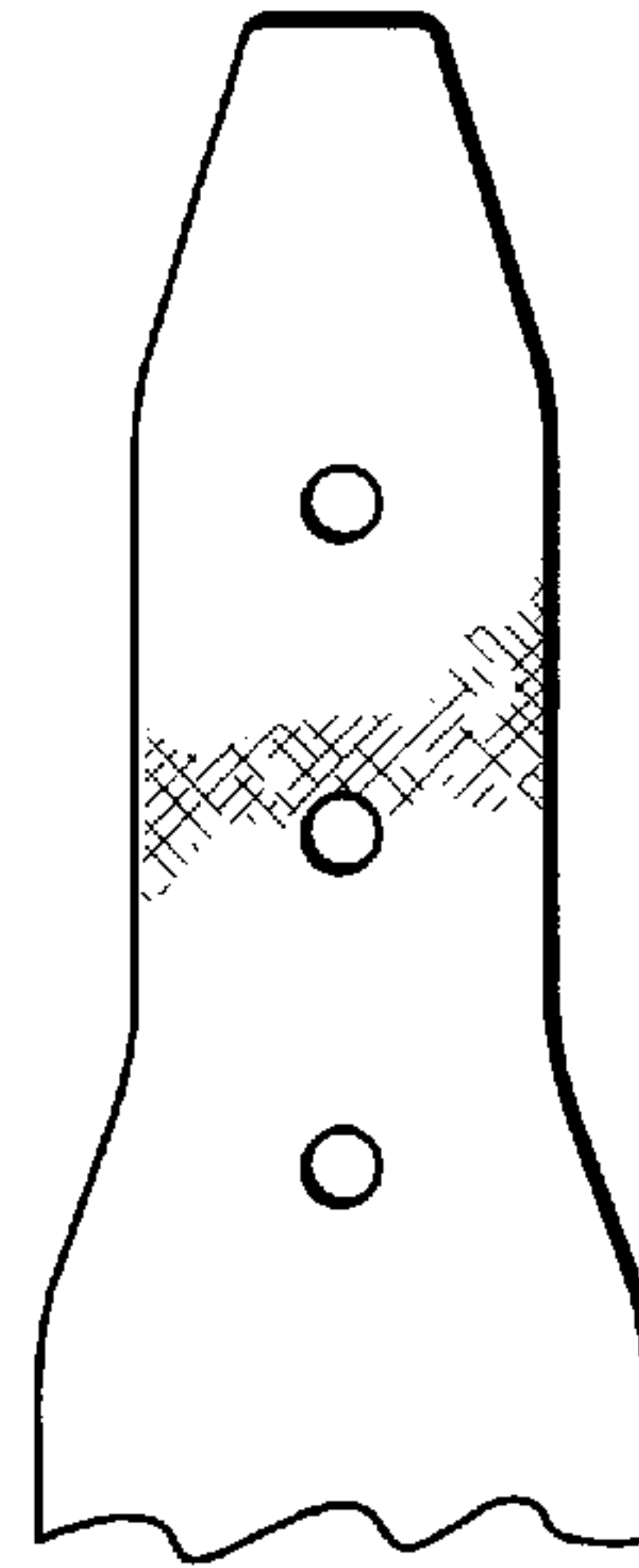
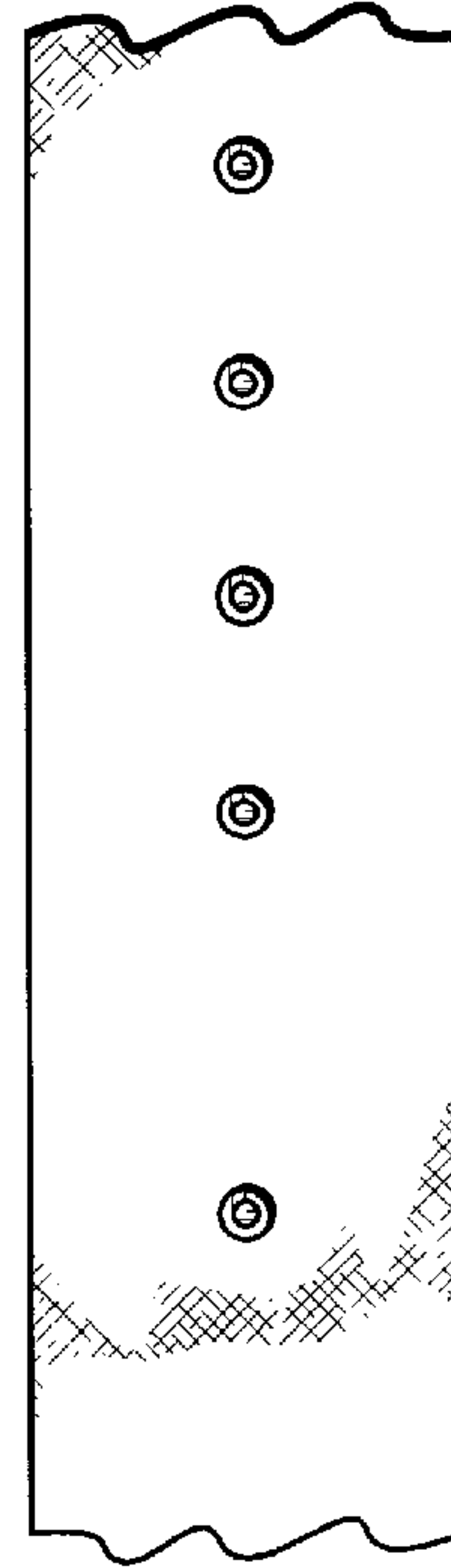
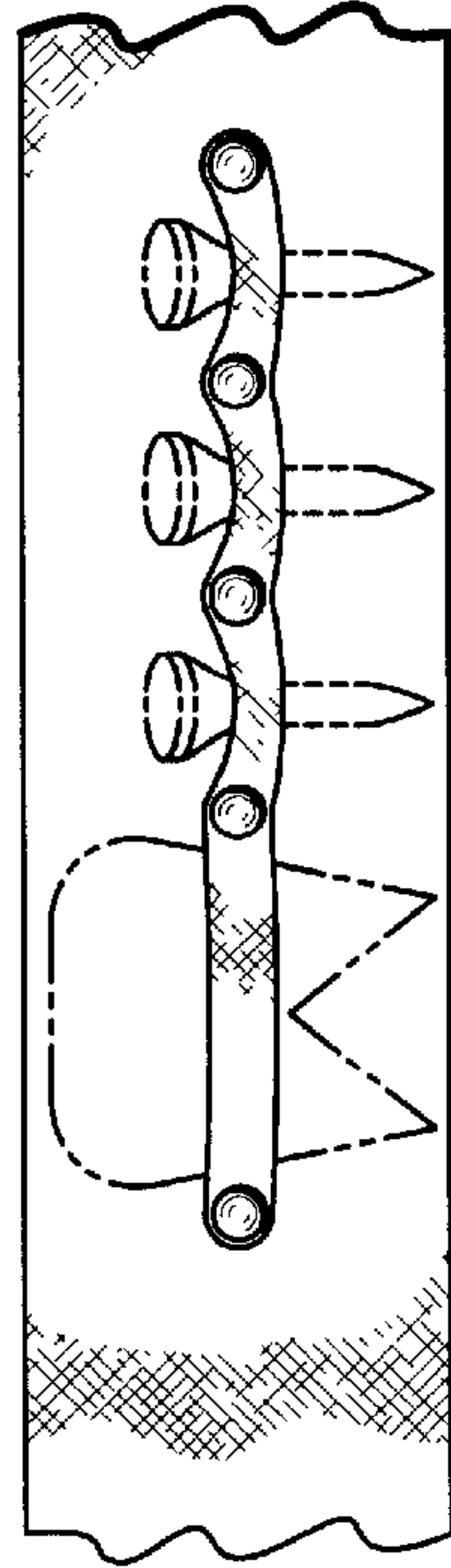
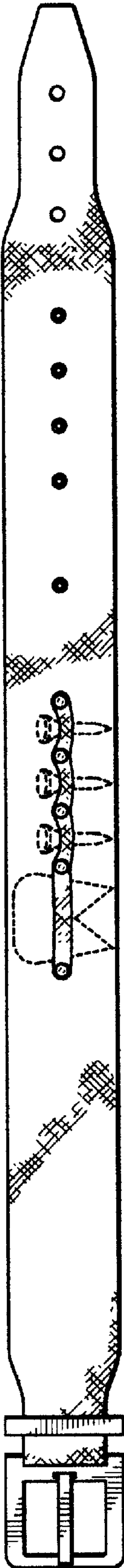


Fig. 3





*Fig. 4*