



US00D517797S

(12) **United States Design Patent**
Lown et al.

(10) **Patent No.:** **US D517,797 S**
(45) **Date of Patent:** **** Mar. 28, 2006**

(54) **SNAP TOP TOTE**
(75) Inventors: **Aaron Lown**, Tuxedo, NY (US); **John R. Swartz**, Ridgewood, NJ (US)
(73) Assignee: **Built NY, Inc.**, New York, NY (US)
(**) Term: **14 Years**

5,624,048 A * 4/1997 Sander et al. 215/395
D387,901 S * 12/1997 Ellis et al. D3/226
D388,663 S * 1/1998 Rausch D7/624.3
D398,195 S * 9/1998 Rausch D7/624.3
D404,620 S * 1/1999 Rausch D7/709
D418,292 S * 1/2000 du Sartel D3/246
D435,964 S * 1/2001 Lentz D3/239

* cited by examiner

(21) Appl. No.: **29/230,683**
(22) Filed: **May 25, 2005**

Primary Examiner—Louis S. Zarfaz
Assistant Examiner—John Windmuller
(74) *Attorney, Agent, or Firm*—Lackenbach Siegel, LLP

(51) **LOC (8) Cl.** **09-01**
(52) **U.S. Cl.** **D3/202; D7/607; D7/709**
(58) **Field of Classification Search** D3/202,
D3/229, 230, 316; D7/607, 608, 619.1, 622,
D7/624.2, 624.3, 709; D9/444, 751; 62/457.1–457.8;
206/139, 428, 433; 220/509, 515, 737, 739,
220/903, DIG. 7; 383/10

(57) **CLAIM**

The ornamental design for a snap top tote, as shown and described.

See application file for complete search history.

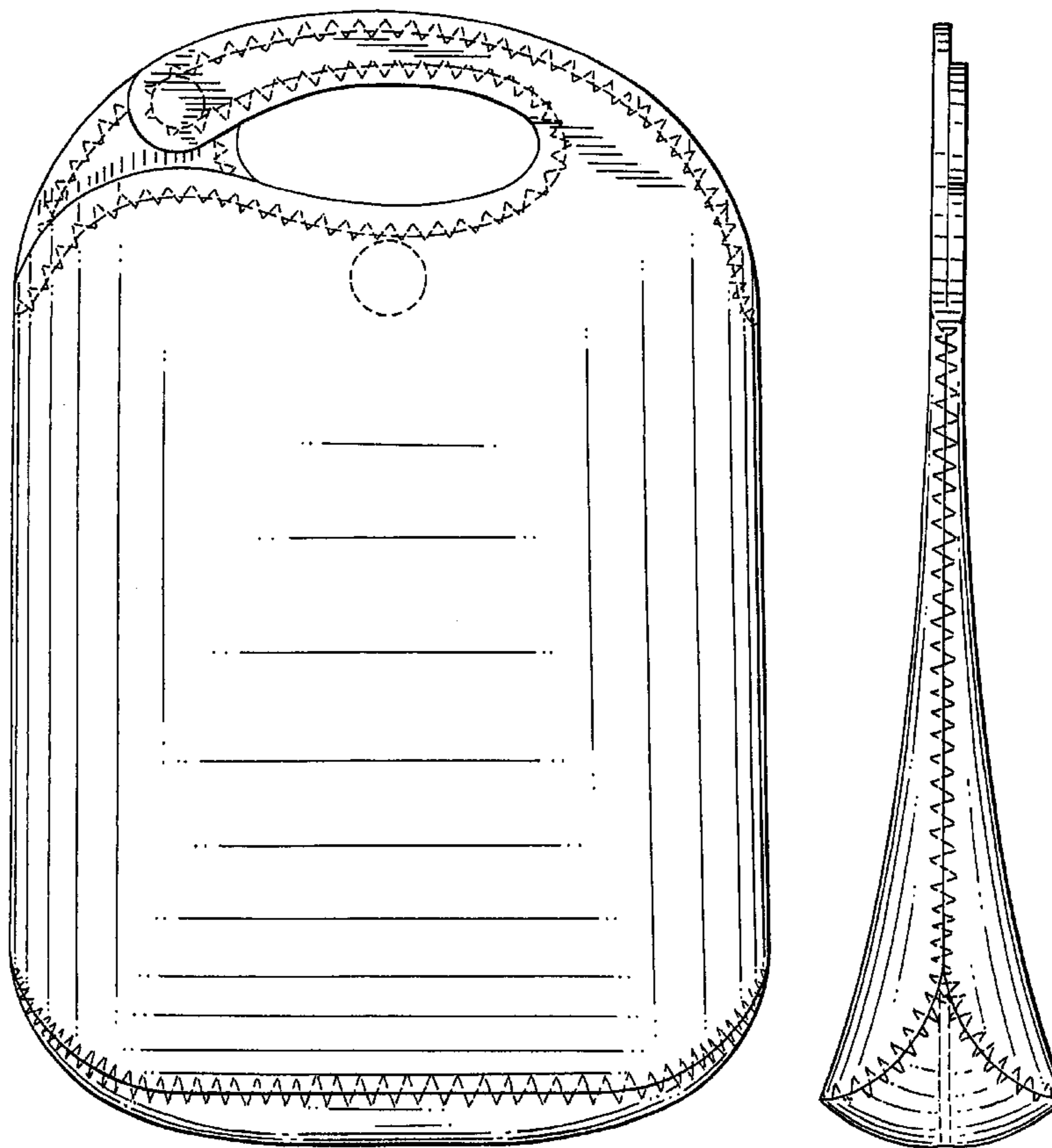
DESCRIPTION

FIG. 1 is a front elevational view of a snap top tote showing our new design;
FIG. 2 is a top plan view thereof;
FIG. 3 is a left side elevational view thereof;
FIG. 4 is a right side elevational view thereof;
FIG. 5 is a rear elevational view thereof; and,
FIG. 6 is a bottom plan view thereof.
The broken line showing of stitching and snaps is for illustrative purposes only and forms no part of the claimed design.

(56) **References Cited**
U.S. PATENT DOCUMENTS

1,228,258 A * 5/1917 Sullivan 383/86
D167,207 S * 7/1952 Haars D7/624.3
D241,321 S * 9/1976 Paige D9/704
D284,709 S * 7/1986 Marconi D2/862
D341,519 S * 11/1993 Rucks D7/619.1
D376,956 S * 12/1996 Sharp D7/607

1 Claim, 4 Drawing Sheets






FIG. 1

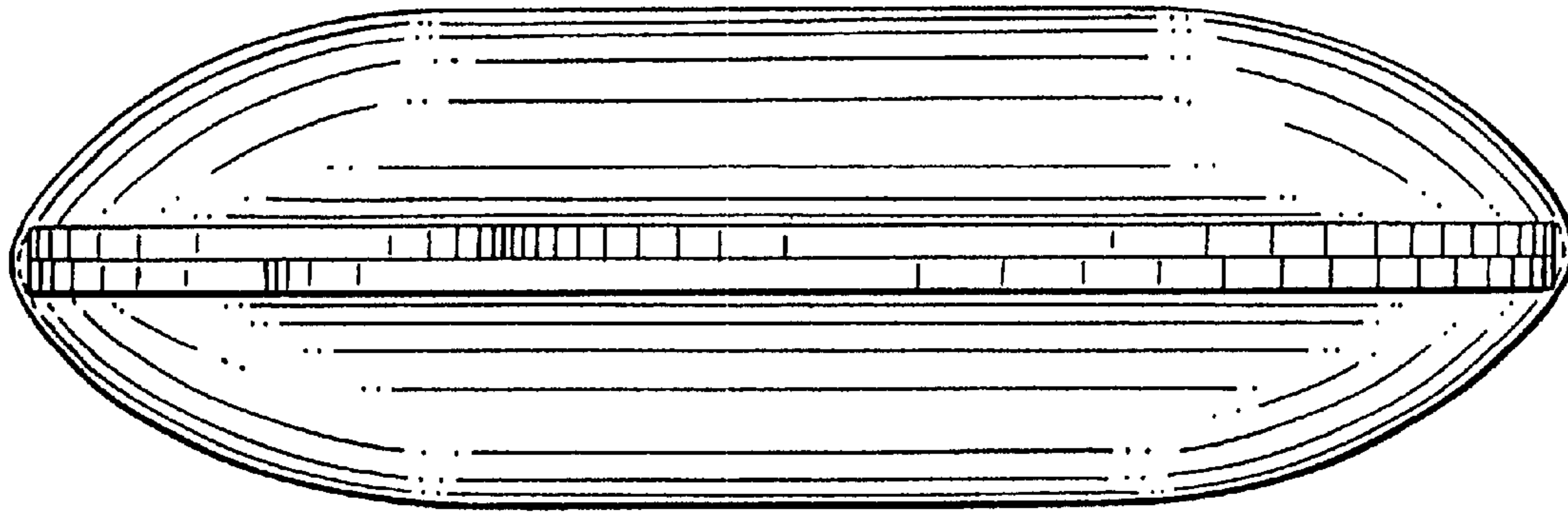


FIG. 2




FIG. 6

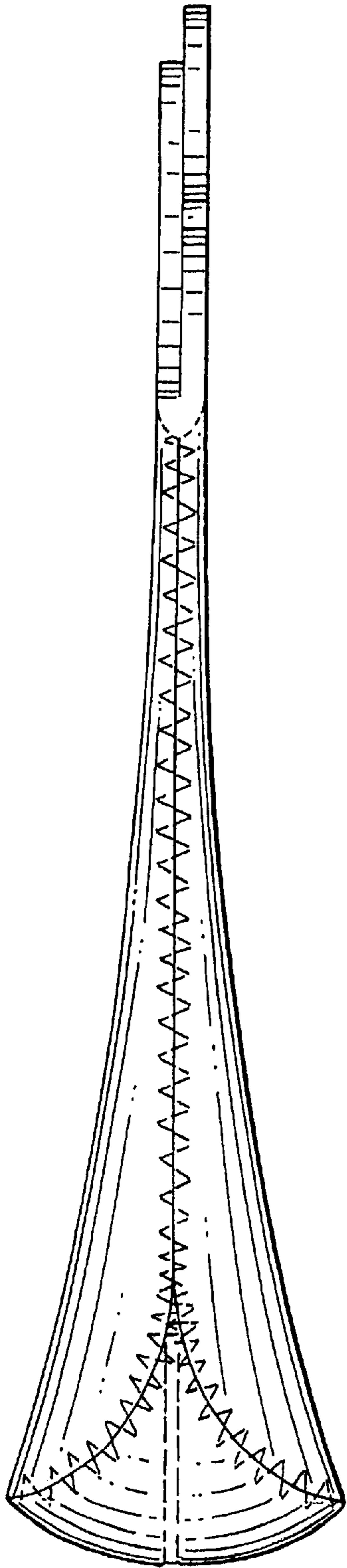


FIG. 3

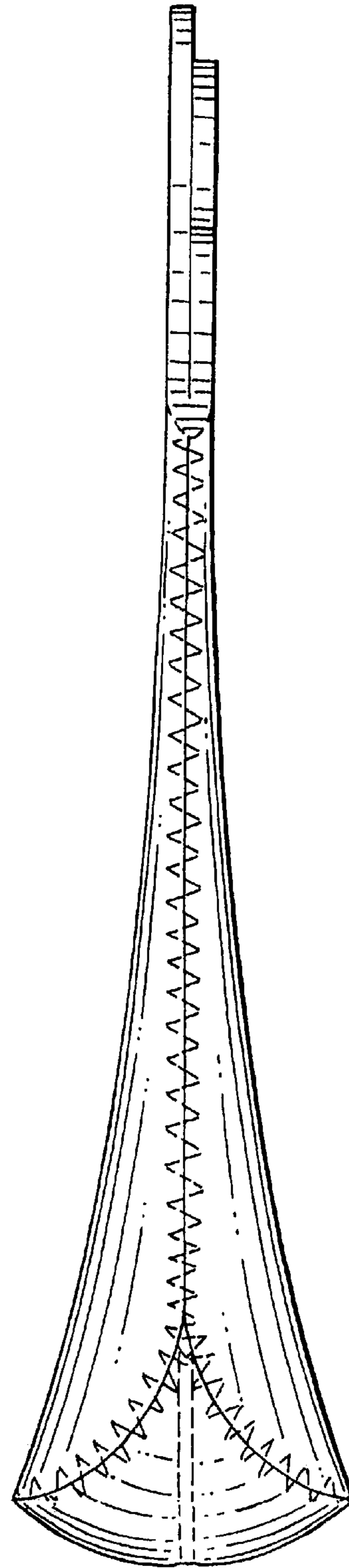


FIG. 4




FIG.5