



US00D517792S

(12) **United States Design Patent**
Sedlbauer

(10) **Patent No.:** **US D517,792 S**

(45) **Date of Patent:** **** Mar. 28, 2006**

(54) **BOOT**

(75) **Inventor:** **Stephen W. Sedlbauer**, Burlington
(CA)

(73) **Assignee:** **Coug & Company, Inc.**, Burlington
(CA)

(**) **Term:** **14 Years**

(21) **Appl. No.:** **29/206,400**

(22) **Filed:** **Jun. 1, 2004**

(51) **LOC (8) Cl.** **02-04**

(52) **U.S. Cl.** **D2/970**

(58) **Field of Classification Search** D2/970,
D2/896, 902-912, 949-952, 957, 969-972;
D21/760, 762, 763; 36/1.4-1.7 R, 84-120,
36/50.1

See application file for complete search history.

(56) **References Cited**

U.S. PATENT DOCUMENTS

- D92,853 S 7/1934 Martel
- D94,079 S 12/1934 Fowler
- D268,543 S 4/1983 Bretschneider
- D269,137 S 5/1983 Balbinot
- D307,973 S * 5/1990 Wannius D2/911
- D316,773 S 5/1991 Valle
- D324,448 S 3/1992 Blissett
- D328,814 S * 8/1992 Tonkel et al. D2/970
- D329,131 S 9/1992 Ostberg
- 5,249,375 A * 10/1993 Tabarly 36/1.5
- D365,921 S 1/1996 von Conta et al.
- D367,354 S 2/1996 Brooks et al.
- D369,236 S 4/1996 Maltby
- D377,411 S 1/1997 Murray
- D377,859 S 2/1997 Bramani
- D378,472 S 3/1997 Bramani
- D381,194 S * 7/1997 Pamio D2/902
- D386,292 S 11/1997 Brooks et al.
- D388,941 S 1/1998 Schapiro et al.
- D394,142 S 5/1998 Merceron
- D394,146 S 5/1998 Egelja et al.
- D394,540 S 5/1998 Egelja
- D397,544 S 9/1998 Egelja
- D403,496 S 1/1999 McNaught
- D404,899 S 2/1999 von Conta

- D411,757 S * 7/1999 Rench et al. D2/904
- D412,777 S 8/1999 Norton et al.
- D416,379 S 11/1999 Cintron
- D440,387 S 4/2001 Matis et al.
- D441,522 S 5/2001 Matis et al.
- D442,356 S 5/2001 Aschenbrenner
- D447,322 S 9/2001 Auberry
- D447,323 S 9/2001 Cadet
- D449,435 S 10/2001 Johnson et al.
- D455,895 S 4/2002 Yang
- D458,010 S 6/2002 Della Valle
- D463,655 S 10/2002 Gerdy et al.
- D475,842 S 6/2003 Cook
- D479,903 S * 9/2003 Mazzarolo D2/910
- 6,739,077 B1 * 5/2004 Morgan 36/115
- D490,598 S 6/2004 Sedlbauer
- D495,471 S * 9/2004 Mazzarolo D2/909
- 6,935,054 B1 * 8/2005 Hall et al. 36/117.1

FOREIGN PATENT DOCUMENTS

- CA 55432 12/1985
- CA 55456 12/1985
- CA 55457 12/1985
- CA 97445 9/2002
- CA 97444 11/2002
- CA 101325 5/2004

* cited by examiner

Primary Examiner—Stella Reid

Assistant Examiner—Rashida C. McCoy

(74) *Attorney, Agent, or Firm*—Riches, McKenzie & Herbert LLP

(57) **CLAIM**

I claim the ornamental design for a boot, as shown and described.

DESCRIPTION

FIG. 1 is a perspective view of a boot showing my new design;

FIG. 2 is a left side elevation view thereof;

FIG. 3 is a right side elevation view thereof;

FIG. 4 is a front elevation view thereof;

FIG. 5 is a rear elevation view thereof; and,

FIG. 6 is a top plan view thereof.

The broken lines are for illustrative purposes only and form no part of the claimed design.

1 Claim, 5 Drawing Sheets





FIG. 1.



FIG. 2.



FIG. 3.

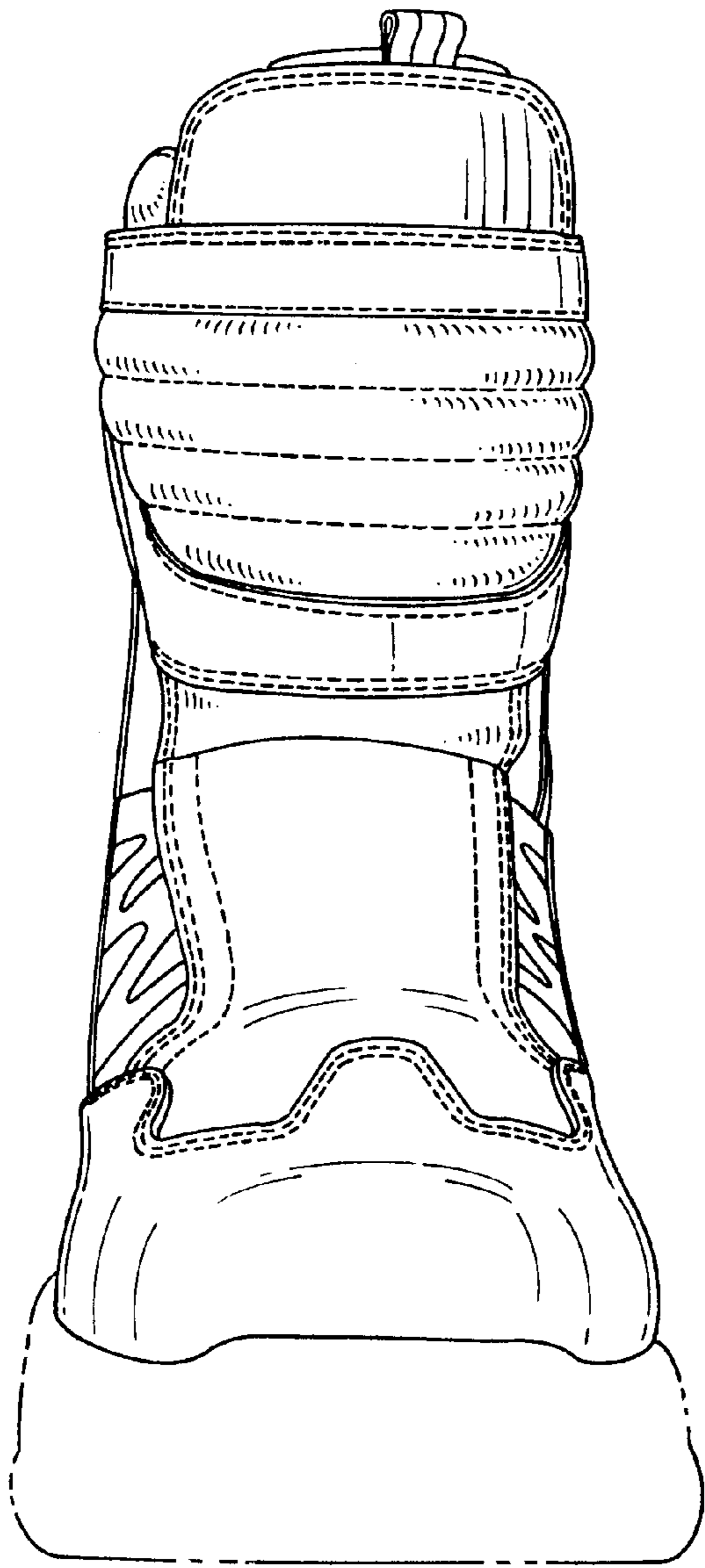


FIG. 4.

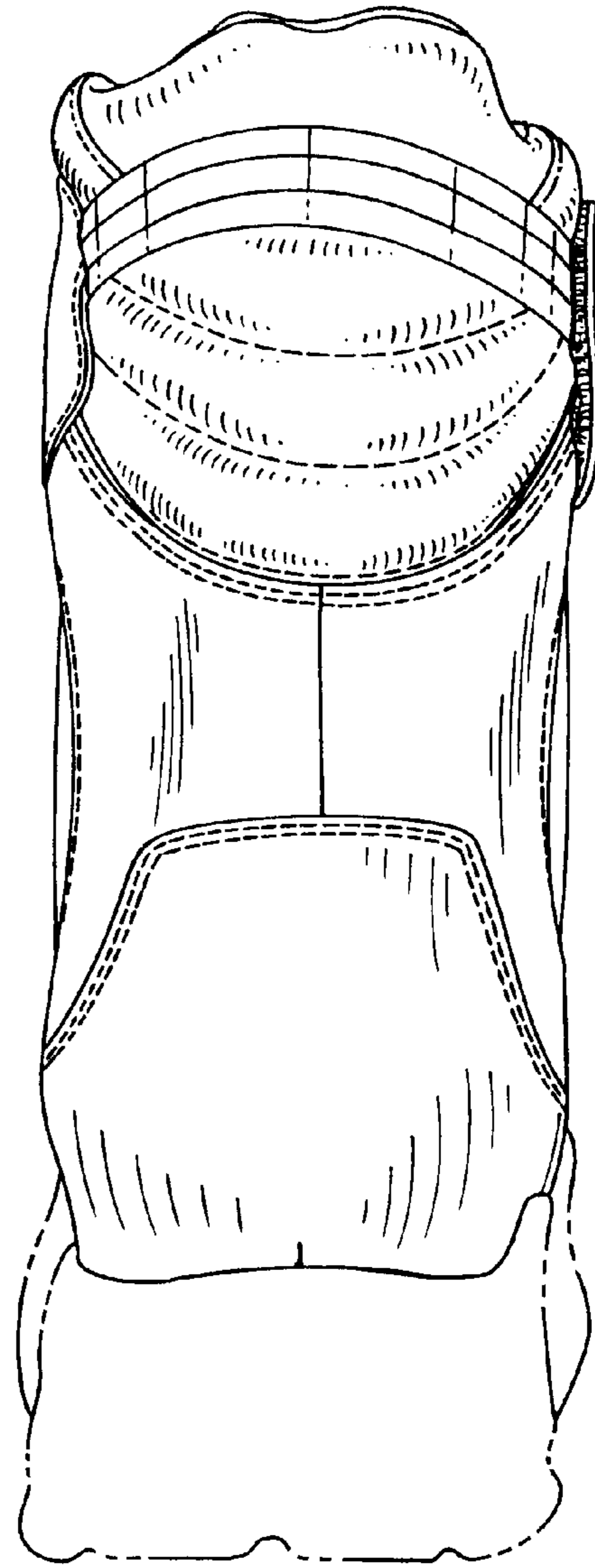


FIG. 5.

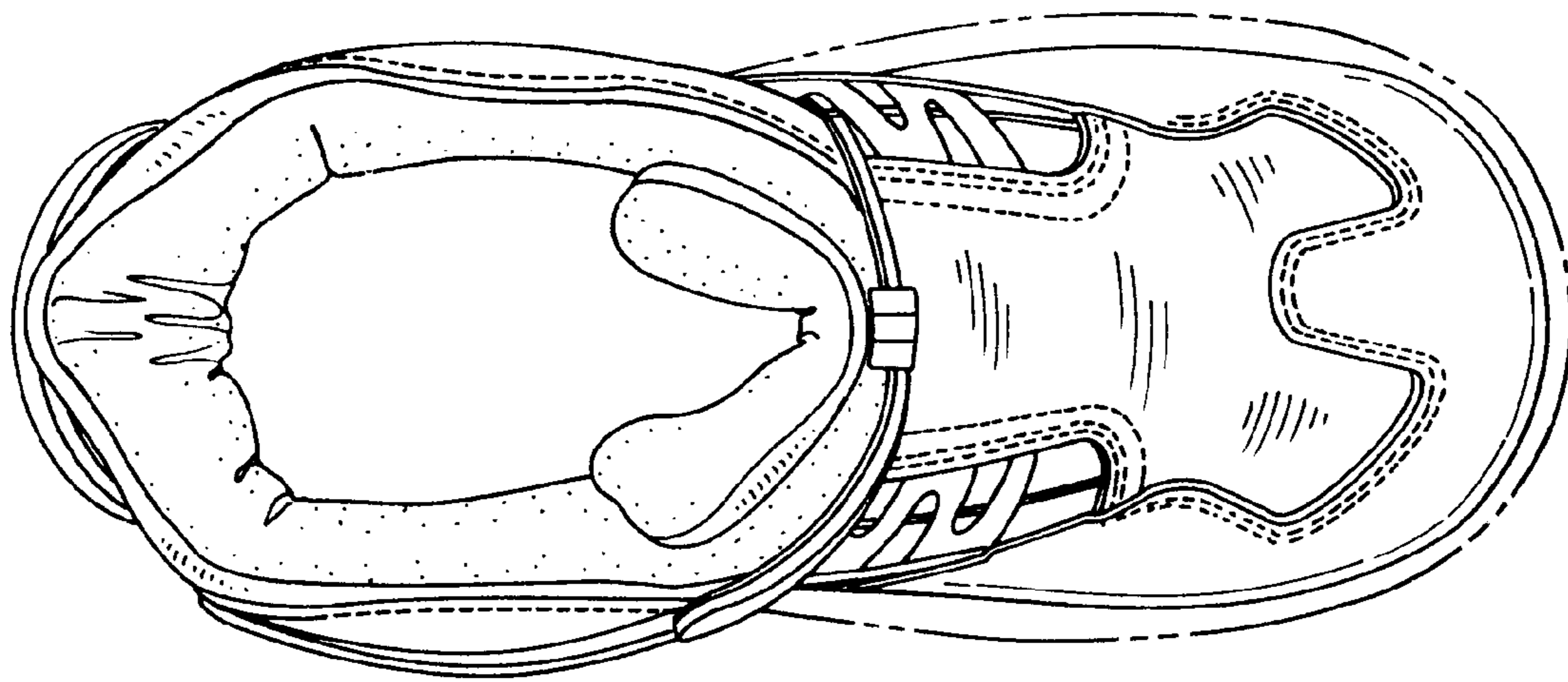


FIG. 6.