



US00D517787S

(12) **United States Design Patent**
Teague

(10) **Patent No.:** **US D517,787 S**
(45) **Date of Patent:** **** Mar. 28, 2006**

- (54) **PORTION OF A SHOE MIDSOLE**
- (75) Inventor: **Tracy L. Teague**, Beaverton, OR (US)
- (73) Assignee: **NIKE, Inc.**, Beaverton, OR (US)
- (**) Term: **14 Years**
- (21) Appl. No.: **29/216,293**
- (22) Filed: **Nov. 2, 2004**
- (51) **LOC (8) Cl.** **02-04**
- (52) **U.S. Cl.** **D2/964; D2/947; D2/972; D2/977**
- (58) **Field of Classification Search** **D2/902, D2/945-949, 951-960, 972; 36/3 B, 22 R, 36/24.5, 25 R, 27, 28, 32 R, 34 R, 67 A, 36/59 C, 77 R**
See application file for complete search history.

D447,330 S 9/2001 McCourt
D450,437 S 11/2001 Simpson et al.

(Continued)

OTHER PUBLICATIONS

Nike Footwear Catalog Late Spring 2001, pp. M5 & M22, Published Sep. 2000.
 Nike Footwear Catalog Spring 2002, p. M5, Published Jun. 2001.
 Nike Footwear Catalog Fall 2002, pp. M4 & M5, Published Nov. 2001.
 Nike Footwear Catalog Spring 2003, pp. M5 & M6, Published Jun. 2002.
 Nike Footwear Catalog Holiday 2003, p. M36, Published Mar. 2003.
 Nike Footwear Catalog Fall 2004, p. W1, Published Nov. 2003.

Primary Examiner—Celia A. Murphy
(74) *Attorney, Agent, or Firm*—Banner & Witcoff, Ltd.

(56) **References Cited**

U.S. PATENT DOCUMENTS

- D344,174 S 2/1994 Kilgore
- D344,398 S 2/1994 Kilgore
- D344,399 S 2/1994 Kilgore
- D344,400 S 2/1994 Kilgore
- D344,401 S 2/1994 Kilgore
- D350,018 S 8/1994 Kilgore
- D350,019 S 8/1994 Kilgore
- D350,020 S 8/1994 Kilgore
- D350,225 S 9/1994 Kilgore
- D350,227 S 9/1994 Kilgore
- D350,433 S 9/1994 Kilgore
- 5,343,639 A 9/1994 Kilgore et al.
- D351,057 S 10/1994 Kilgore
- D351,720 S 10/1994 Kilgore
- D351,936 S 11/1994 Kilgore
- D352,159 S 11/1994 Kilgore
- D352,160 S 11/1994 Kilgore
- D354,617 S 1/1995 Kilgore
- D429,877 S 8/2000 Lozano et al.
- D431,898 S 10/2000 Clegg et al.
- D433,216 S 11/2000 Avar et al.
- D446,387 S 8/2001 McCourt
- D446,923 S 8/2001 McCourt



(57) **CLAIM**

The ornamental design for a portion of a shoe midsole, as shown and described.

DESCRIPTION

FIG. 1 is a front perspective view of a portion of a shoe midsole showing my new design;
 FIG. 2 is a rear perspective view thereof;
 FIG. 3 is a side view thereof; and,
 FIG. 4 is a rear view thereof.
 The solid lines immediately adjacent to the shaded area represent claimed boundaries of the design. The uneven broken lines immediately adjacent to the shaded region represents an unclaimed boundary of the design. The uneven broken line showing of inside surfaces of the midsole is for illustrative purposes only and forms no part of the claimed design. The uneven broken line showing of the shoe upper and the remainder of the shoe sole is for illustrative purposes only and forms no part of the claimed design.

1 Claim, 4 Drawing Sheets



US D517,787 S

Page 2

U.S. PATENT DOCUMENTS

D462,830 S	9/2002	Greene	
6,487,796 B1 *	12/2002	Avar et al.	36/28
D474,581 S	5/2003	Cooper	
D474,582 S	5/2003	Cooper	
D476,474 S	7/2003	McDowell	
D483,936 S	12/2003	Fullum	
D483,937 S	12/2003	Fullum	
D485,053 S	1/2004	McDowell	
D485,975 S	2/2004	McDowell	
6,694,642 B1 *	2/2004	Turner	36/28
D498,914 S	* 11/2004	Sokolowski	D2/972
D499,248 S	* 12/2004	Sokolowski	D2/972
6,851,204 B1 *	2/2005	Aveni et al.	36/28
2004/0128860 A1 *	7/2004	Smaldone et al.	36/28
2004/0181969 A1 *	9/2004	Smaldone et al.	36/28
2004/0221483 A1 *	11/2004	Cartier et al.	36/27
2004/0261292 A1 *	12/2004	Aveni et al.	36/28

* cited by examiner




FIG.1




FIG.2

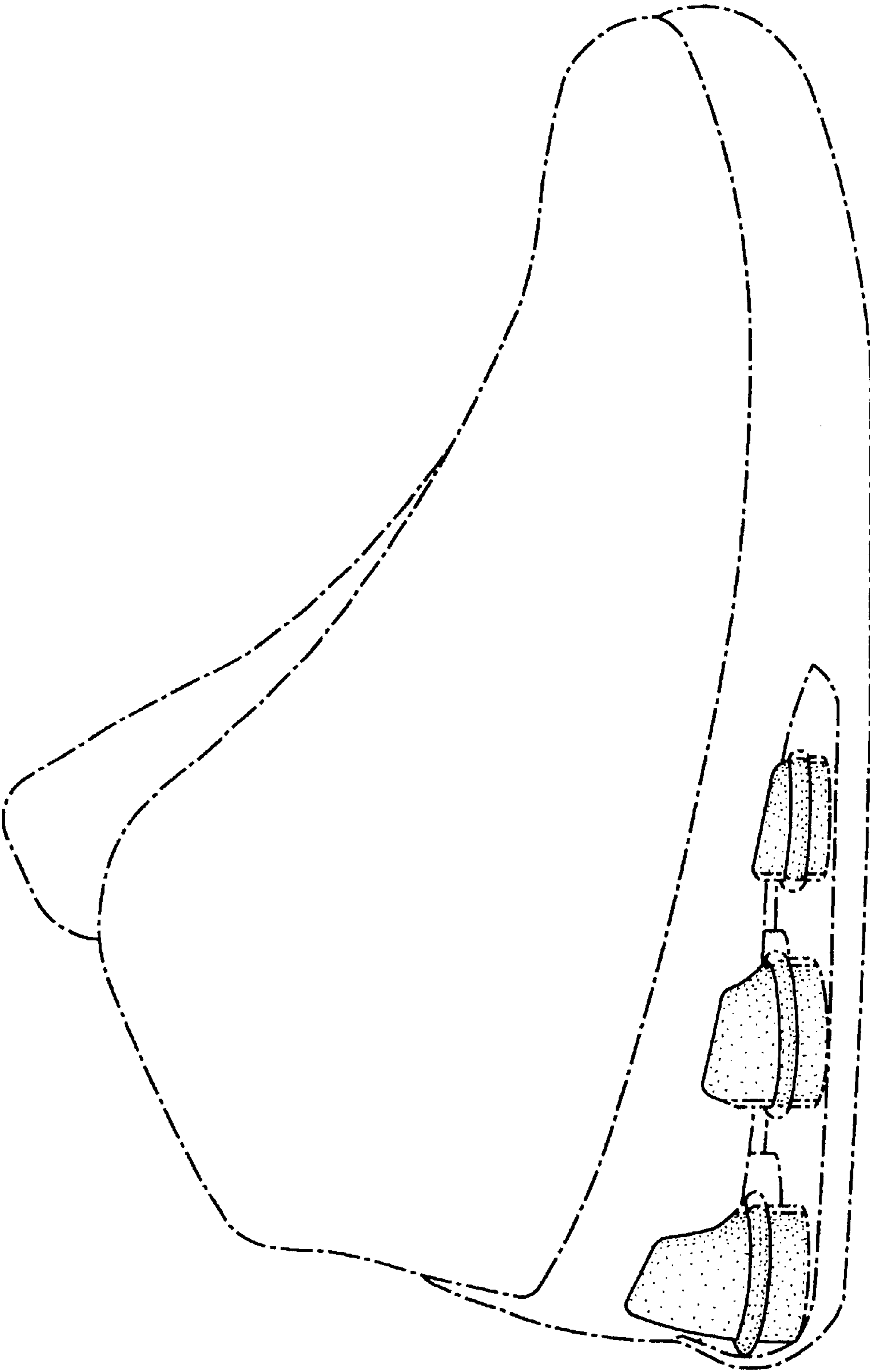


FIG. 3

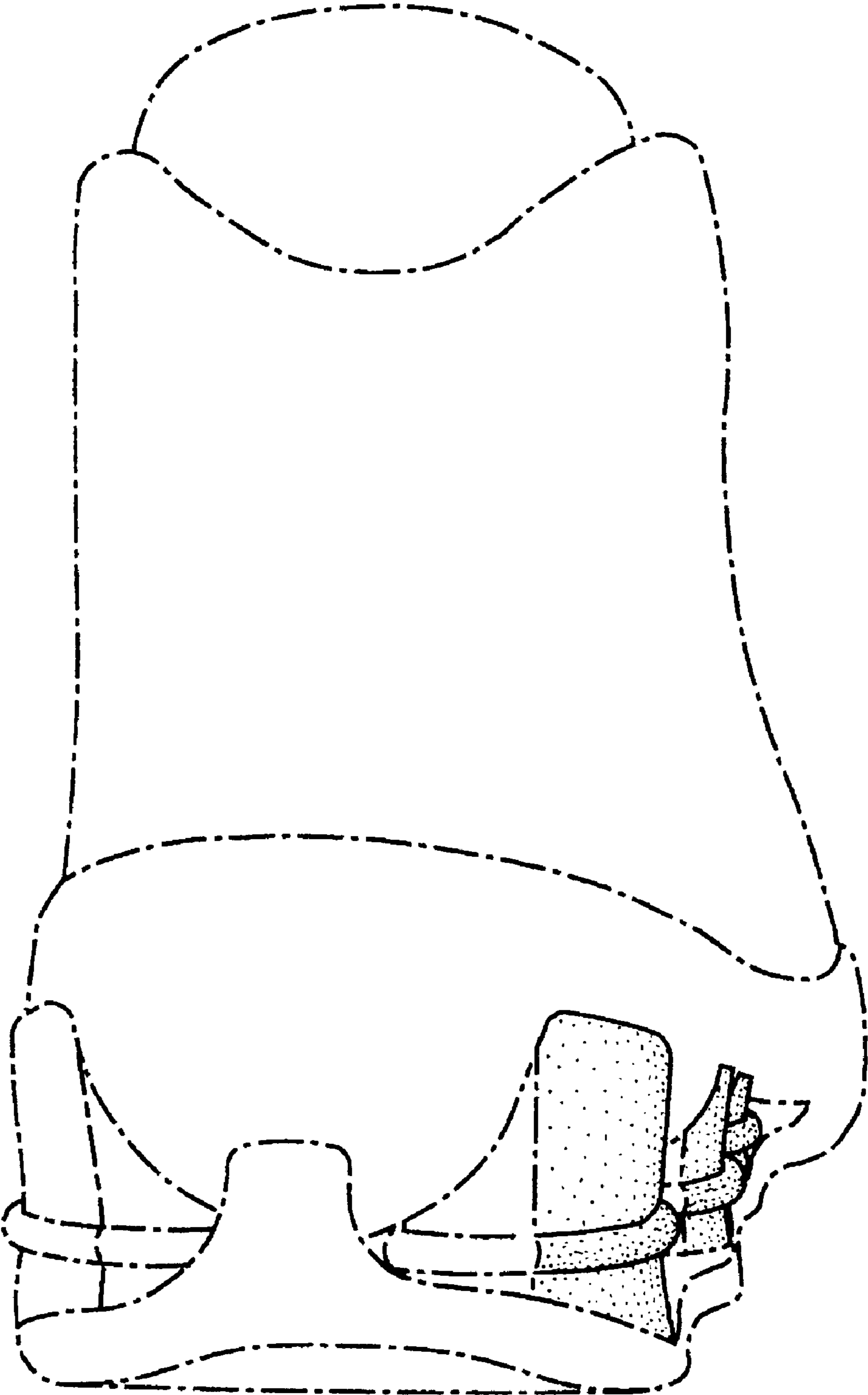


FIG.4