



US00D517785S

(12) **United States Design Patent**  
**Partridge**

(10) **Patent No.:** **US D517,785 S**

(45) **Date of Patent:** **\*\* Mar. 28, 2006**

(54) **CASUAL SHOE**

(75) **Inventor:** **Todd Partridge**, Gahanna, OH (US)

(73) **Assignee:** **Consolidated Shoe Company, Inc.**,  
Lynchburg, VA (US)

(\*\*) **Term:** **14 Years**

(21) **Appl. No.:** **29/207,709**

(22) **Filed:** **Jun. 18, 2004**

(51) **LOC (8) Cl.** ..... **02-04**

(52) **U.S. Cl.** ..... **D2/923**

(58) **Field of Classification Search** ..... D2/923,  
D2/898, 902, 907, 908, 924, 947, 951-953,  
D2/969; 36/3 A, 83, 113  
See application file for complete search history.

(56) **References Cited**

**U.S. PATENT DOCUMENTS**

D424,795 S \* 5/2000 Matis ..... D2/969  
D435,959 S \* 1/2001 Akhidime ..... D2/969  
D447,328 S \* 9/2001 Duclos ..... D2/969

D499,863 S \* 12/2004 Sakai et al. .... D2/908  
D500,404 S \* 1/2005 Robbins ..... D2/969  
D504,011 S \* 4/2005 Robbins et al. .... D2/969

\* cited by examiner

*Primary Examiner*—Stella Reid

*Assistant Examiner*—Rashida C. McCoy

(74) *Attorney, Agent, or Firm*—Sughrue Mion, PLLC

(57) **CLAIM**

The ornamental design for a casual shoe, as shown and described.

**DESCRIPTION**

FIG. 1 is a perspective view of the casual shoe embodying the new design;

FIG. 2 is a top plan view thereof;

FIG. 3 is a bottom plan view thereof;

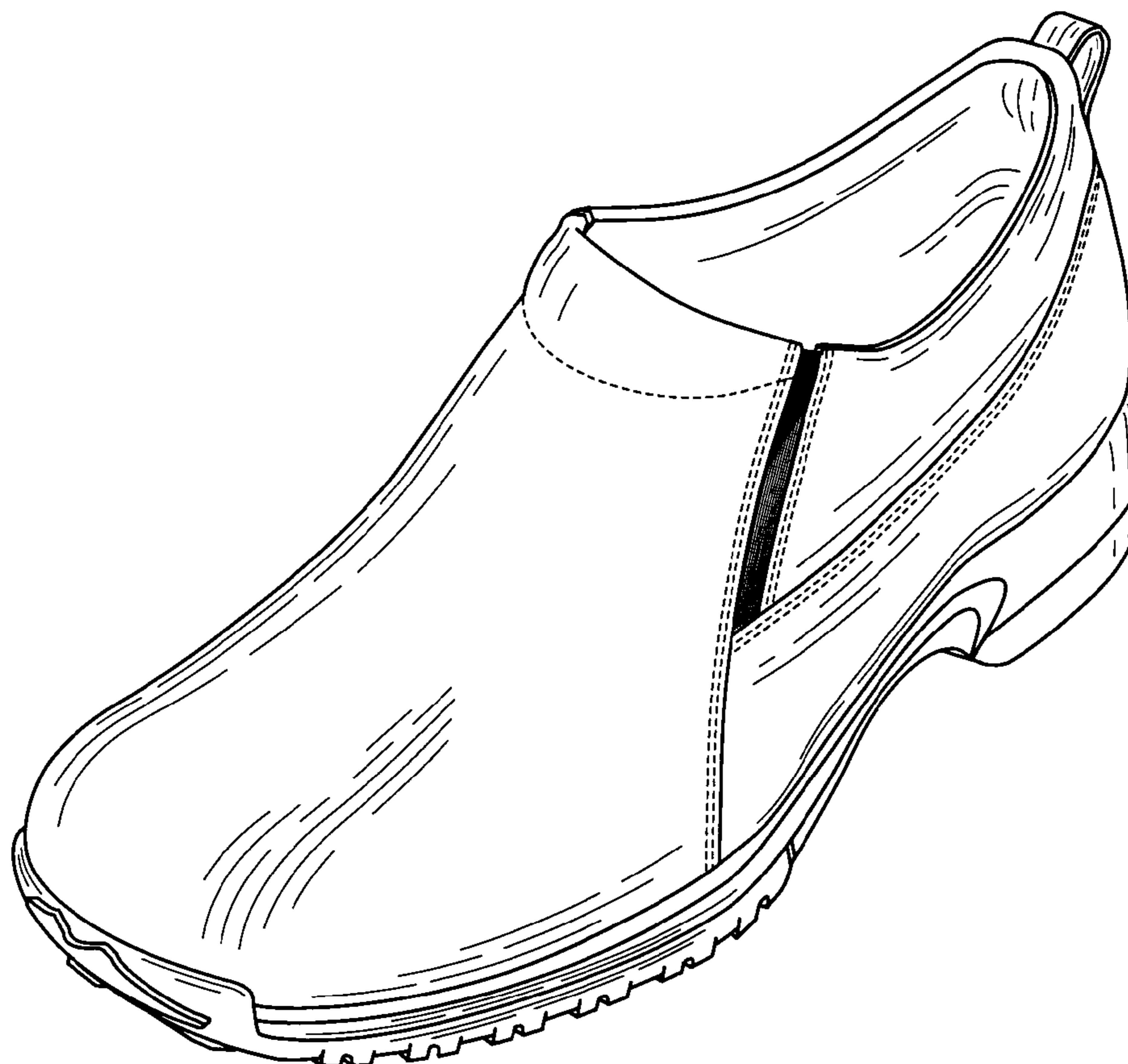
FIG. 4 is a left side elevational view thereof;


FIG. 5 is a right side elevational view thereof;

FIG. 6 is a front elevational view thereof; and,

FIG. 7 is a rear elevational view thereof.

**1 Claim, 4 Drawing Sheets**





**FIG. 1**

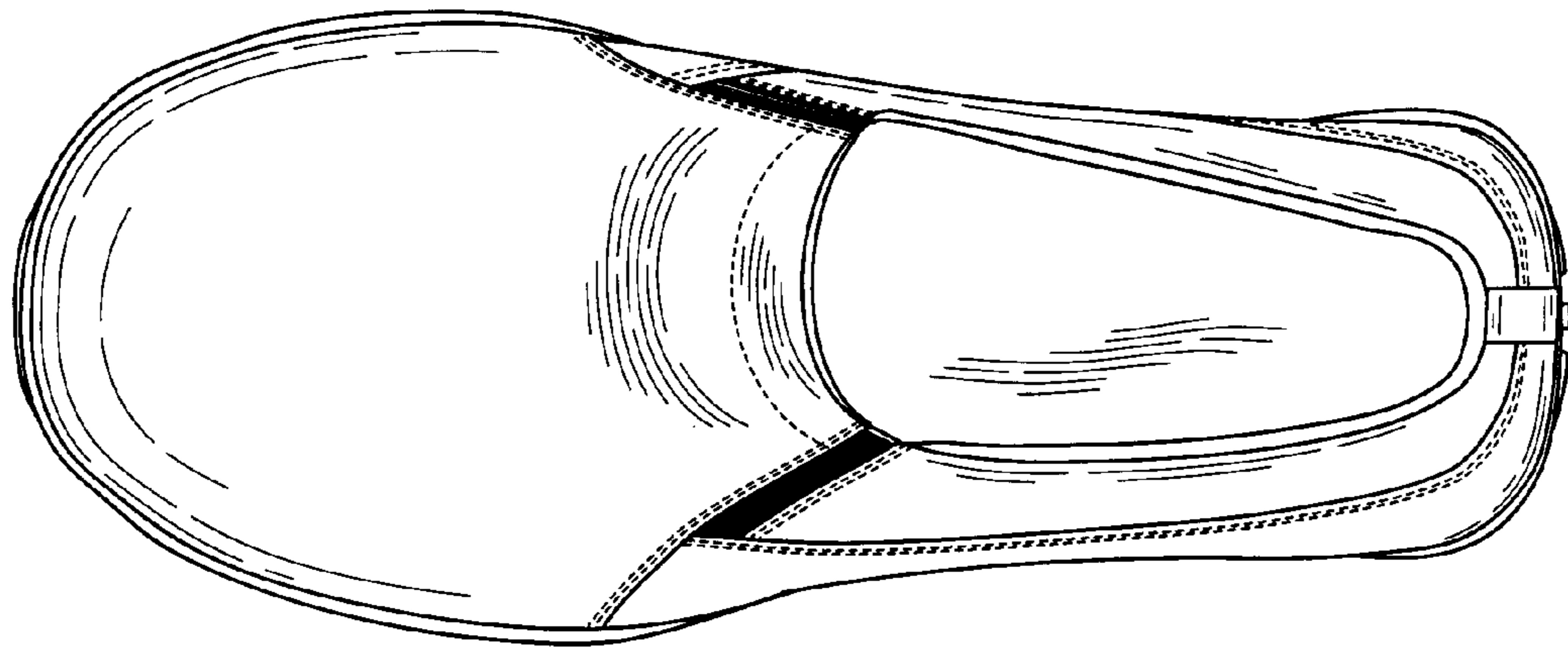


FIG. 2




FIG. 3




FIG. 4


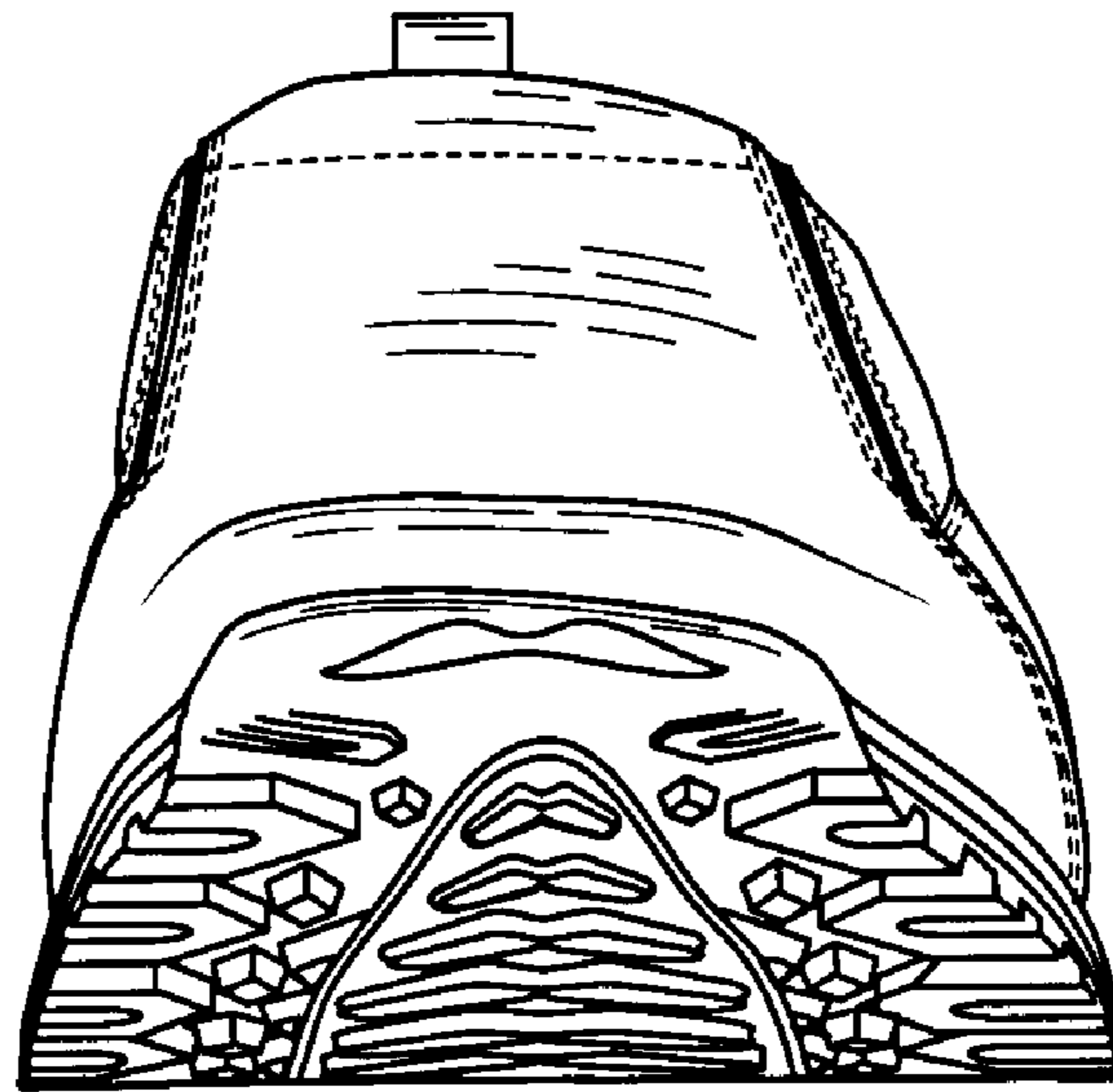
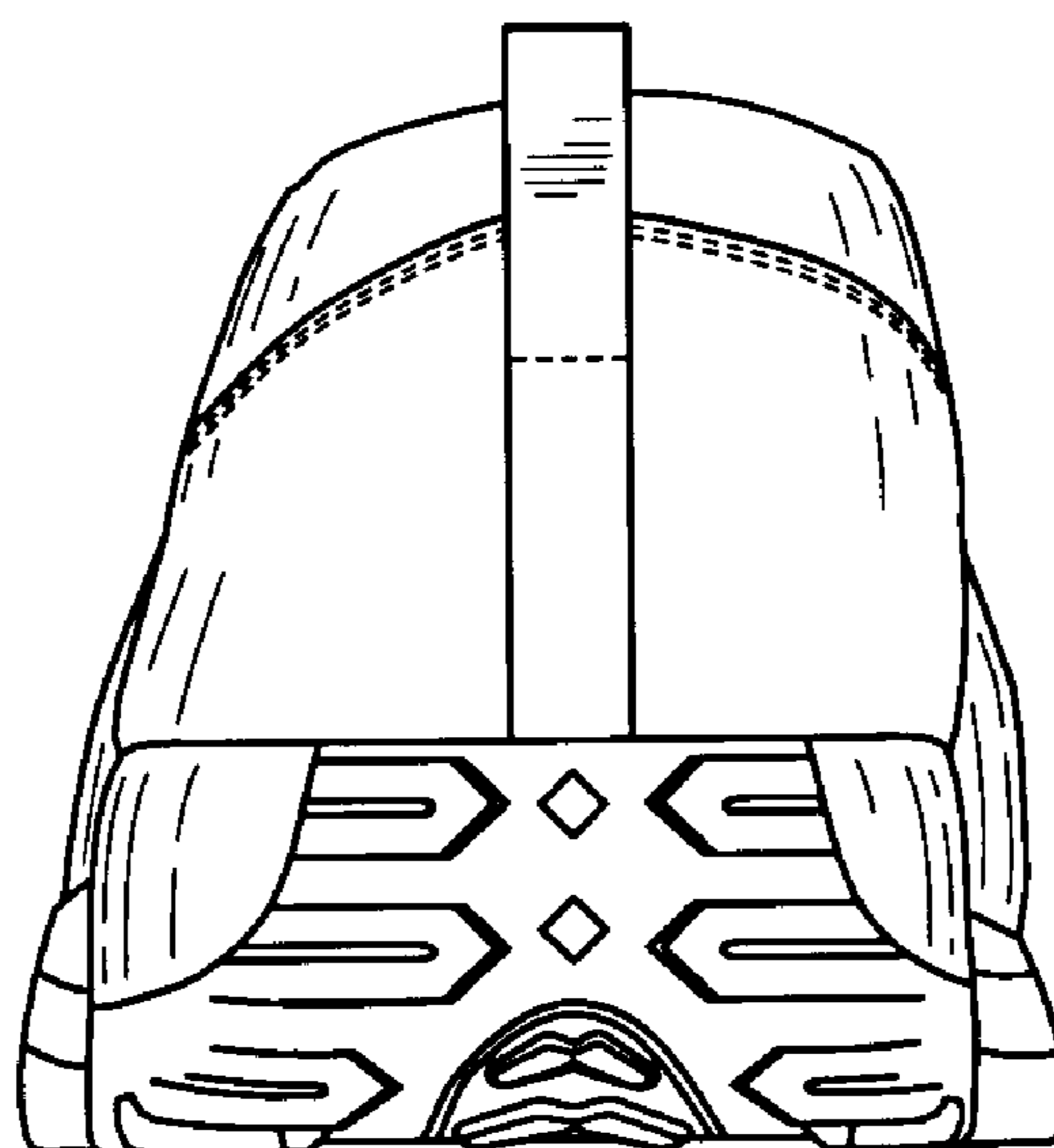


FIG. 5



**FIG. 6**



**FIG. 7**