



US00D517784S

(12) **United States Design Patent** (10) **Patent No.:** **US D517,784 S**
Wilkenfeld et al. (45) **Date of Patent:** **** Mar. 28, 2006**

(54) **DANCE FOOTWEAR**
(75) Inventors: **David Wilkenfeld**, Sydney (AU);
Felicia Leoncelli, Sydney (AU)
(73) Assignee: **Pointe Noir Pty Ltd** (AU)
(**) Term: **14 Years**
(21) Appl. No.: **29/219,455**
(22) Filed: **Dec. 17, 2004**
(51) **LOC (8) Cl.** **02-04**
(52) **U.S. Cl.** **D2/902**
(58) **Field of Classification Search** D2/902,
D2/896, 907, 911, 915, 919, 923-925, 941,
D2/969; 36/3 A, 7.1 R
See application file for complete search history.

2001/0005947 A1 7/2001 Sordi
2002/0078591 A1 6/2002 Morrone
2003/0029055 A1 2/2003 Morrone
2003/0070319 A1 4/2003 Minden
2003/0121176 A1 7/2003 Baruck

FOREIGN PATENT DOCUMENTS

CA 1077711 A1 5/1980
CH 168702 4/1934
EP 562697 9/1993
EP 672362 9/1995
WO WO9105491 5/1991
WO WO9505099 2/1995
WO WO9938404 8/1999

* cited by examiner

Primary Examiner—Stella Reid
Assistant Examiner—Rashida C. McCoy
(74) *Attorney, Agent, or Firm*—Ganz Law, P.C.

(56) **References Cited**

U.S. PATENT DOCUMENTS

1,304,598 A * 5/1919 Parmenter 131/75
3,609,888 A 10/1971 Rickmann
3,963,251 A 6/1976 Miano
4,271,610 A 6/1981 Parrent
4,309,832 A 1/1982 Hunt
4,944,099 A 7/1990 Davis
5,191,726 A * 3/1993 Vallee 36/88
5,220,735 A * 6/1993 Raoul-Duval 36/8.3
5,384,973 A 1/1995 Lyden
5,682,685 A 11/1997 Terlizzi
5,740,618 A * 4/1998 Minden 36/8.3
5,806,209 A 9/1998 Crowley et al.
5,956,868 A 9/1999 Stevens et al.
5,996,251 A 12/1999 LaDuca
6,018,888 A 2/2000 Wilkenfeld et al.
6,076,284 A 6/2000 Terlizzi
D437,105 S * 2/2001 Mahjied D2/913
6,634,121 B1 10/2003 Sordi
6,745,498 B1 6/2004 LaDuca

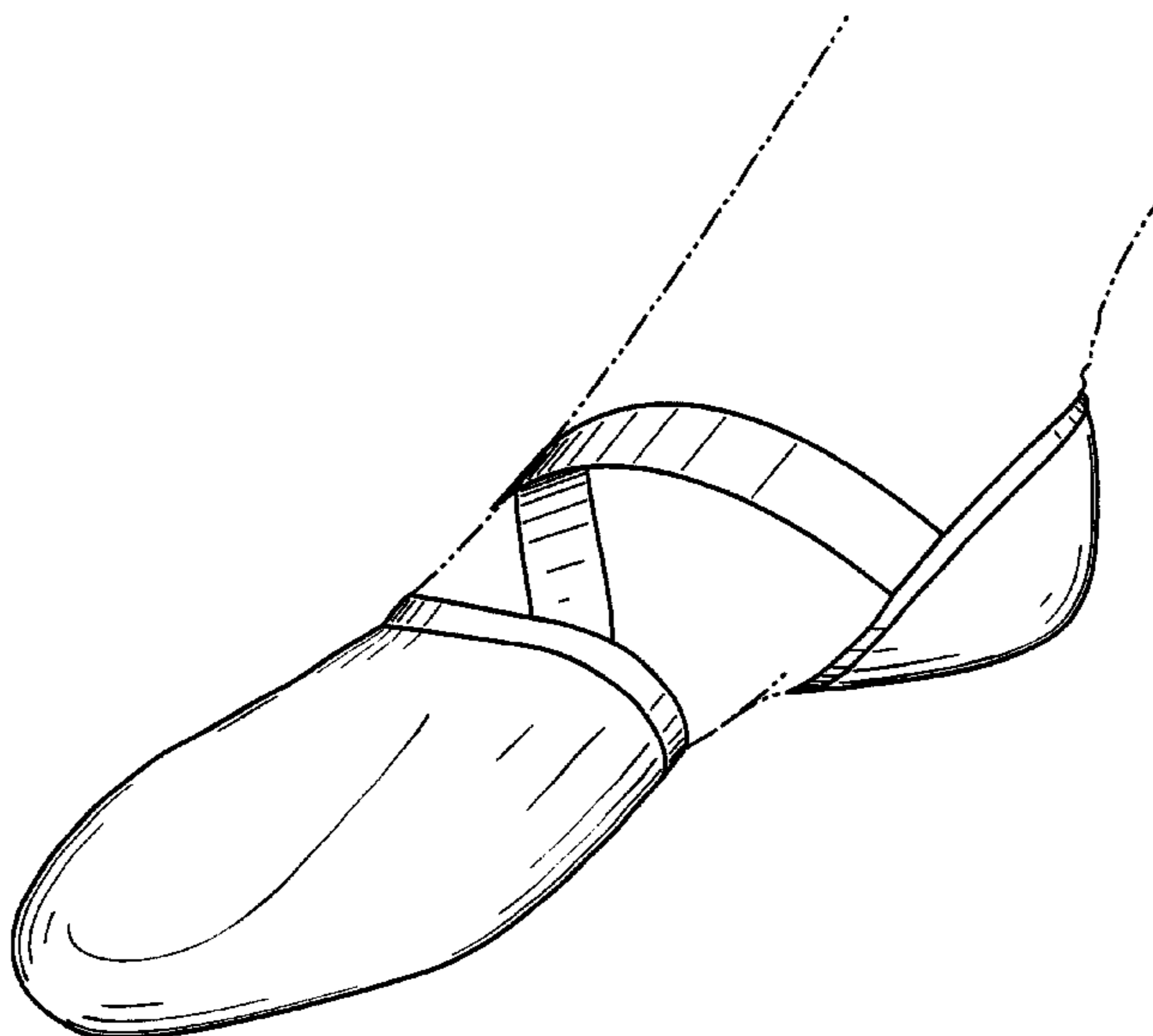
(57) **CLAIM**

The ornamental design for dance footwear, as shown and described.

DESCRIPTION

FIG. 1 is a front perspective view of dance footwear showing my new design in use condition;
FIG. 2 is a left side elevation view thereof with one upper strap removed for easy illustration;
FIG. 3 is a right side elevation view thereof with one upper strap removed for easy illustration;
FIG. 4 is a front view thereof;
FIG. 5 is a rear view thereof;
FIG. 6 is a top view thereof; and,
FIG. 7 is a bottom view thereof.
The broken line showing of the sole, leg and foot is for illustrative purposes only and forms no part of the claimed design.

1 Claim, 3 Drawing Sheets



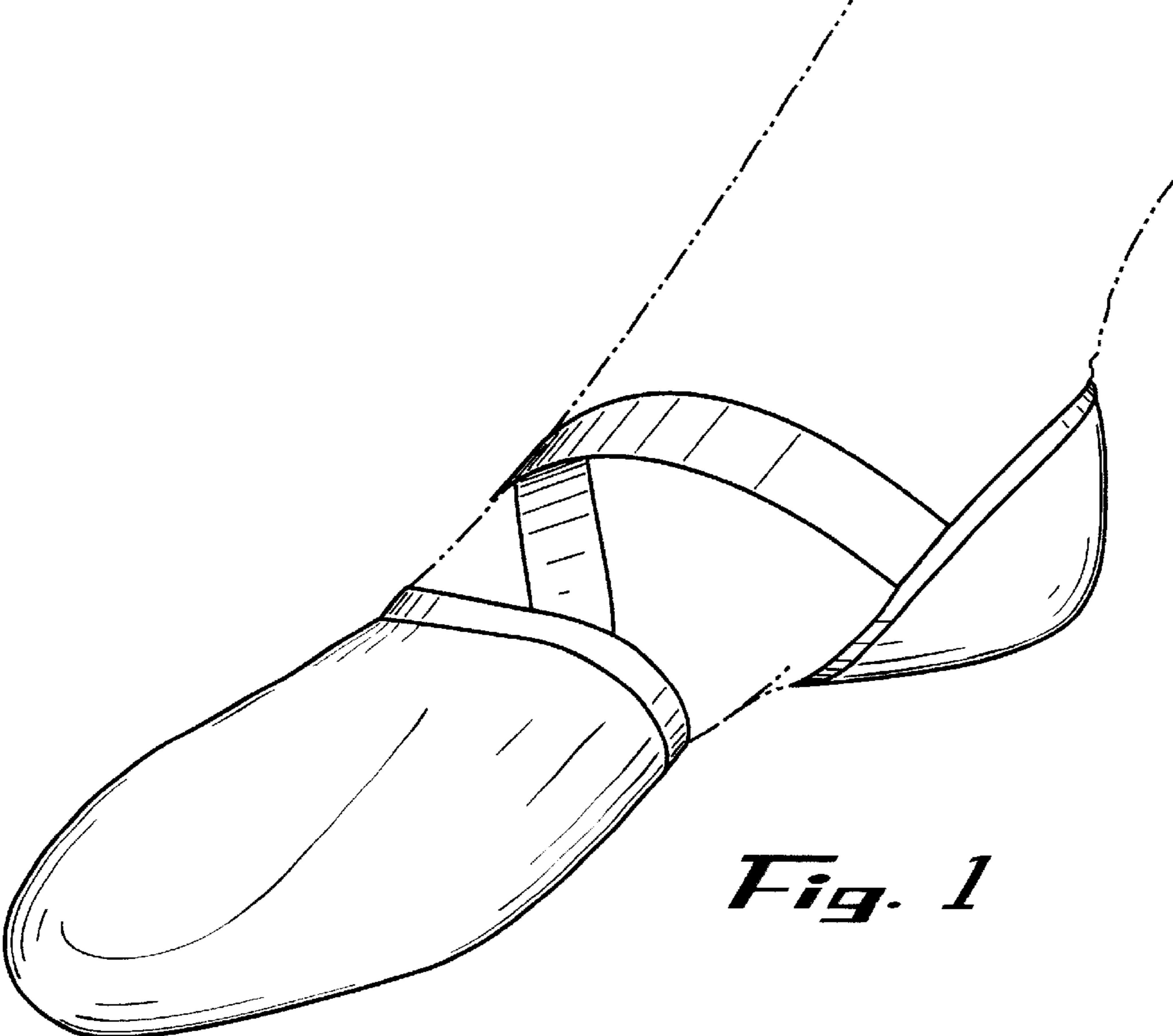


Fig. 1




Fig. 2

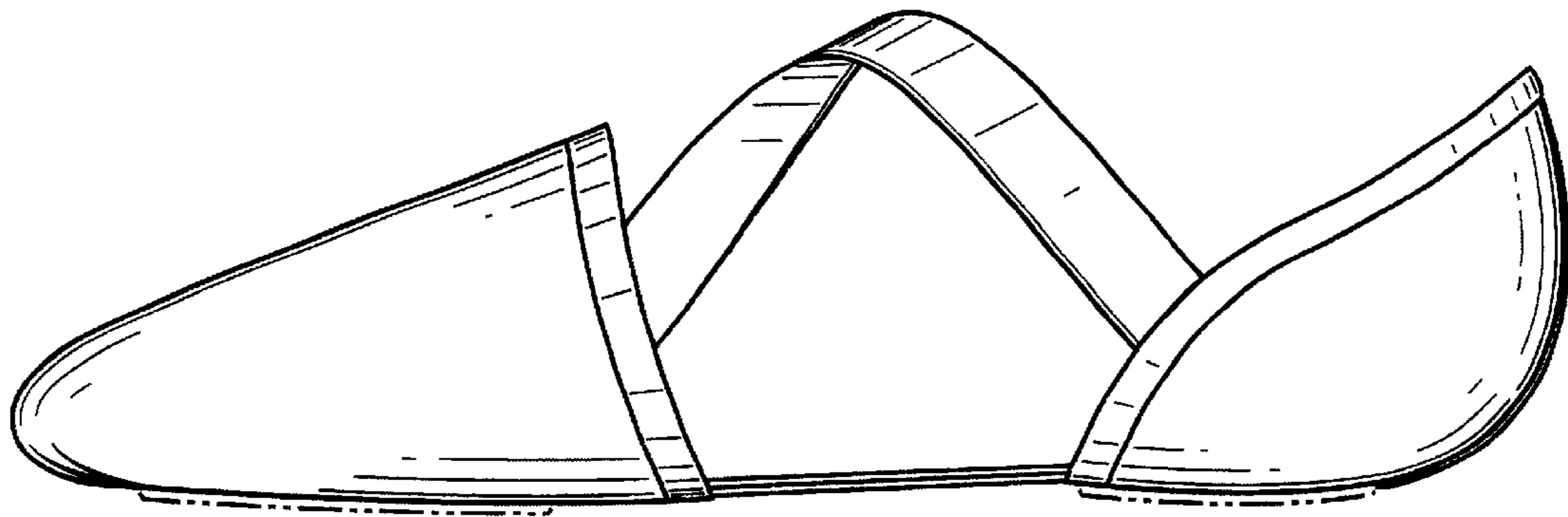


Fig. 3

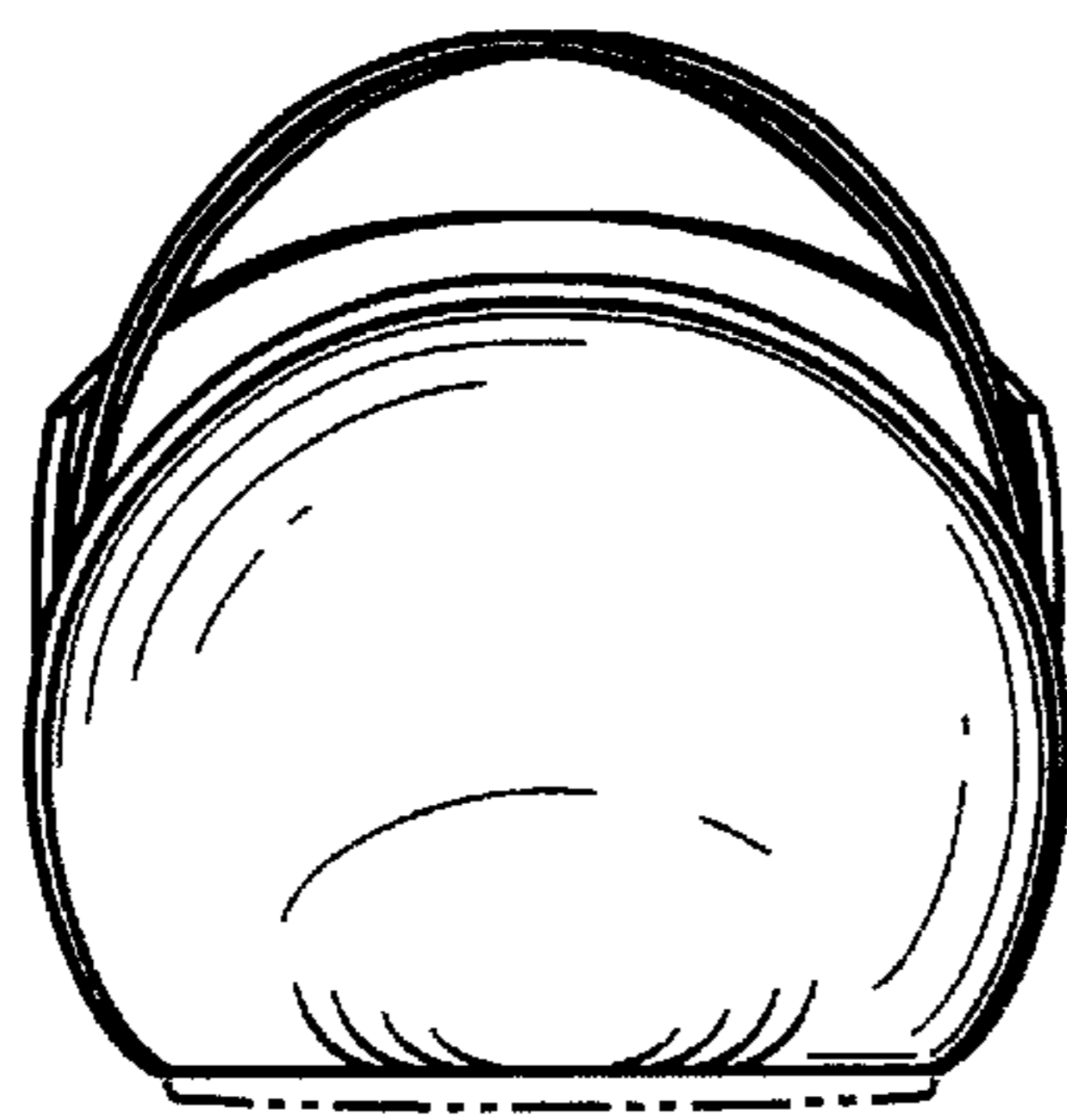


Fig. 4

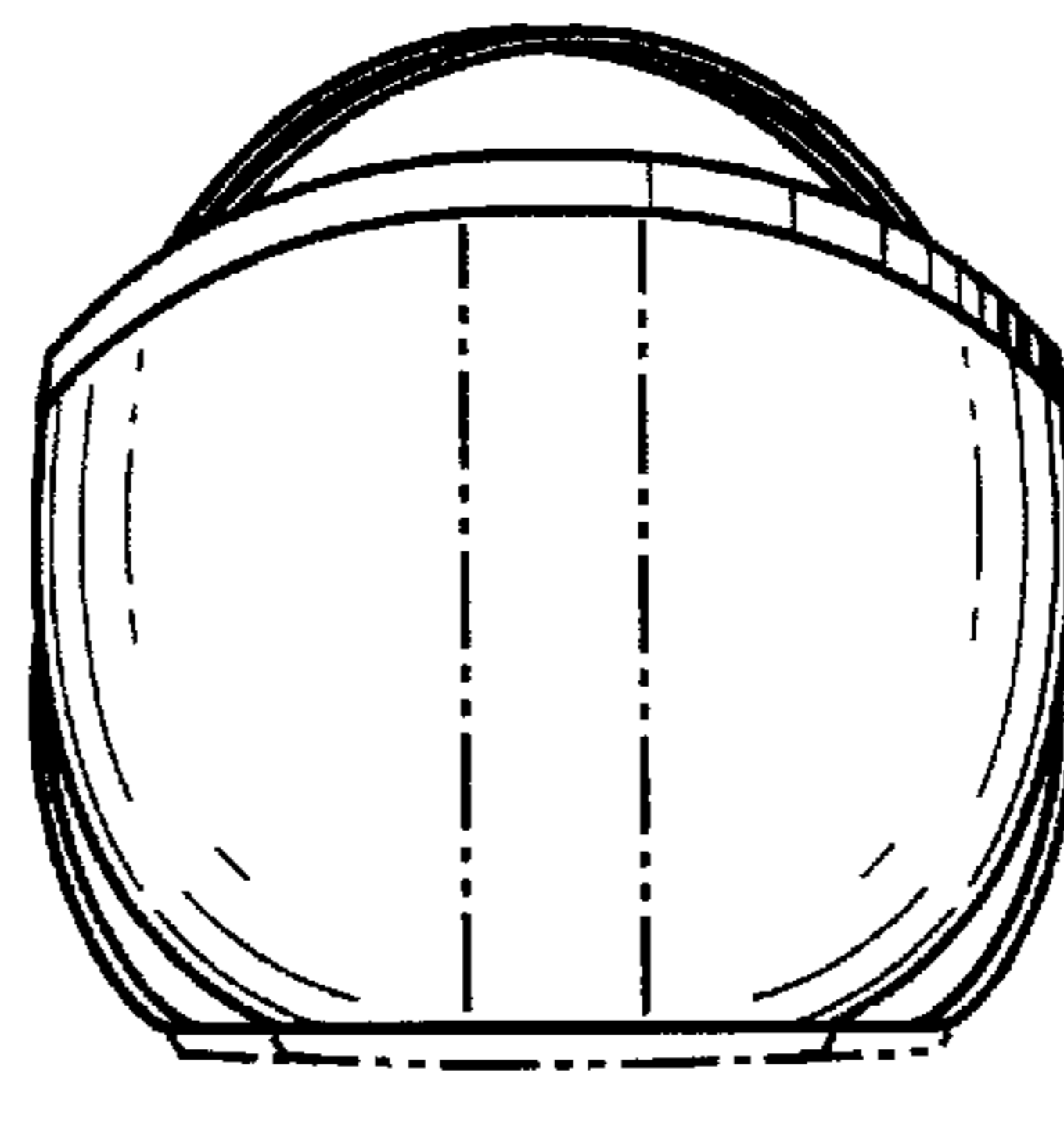


Fig. 5

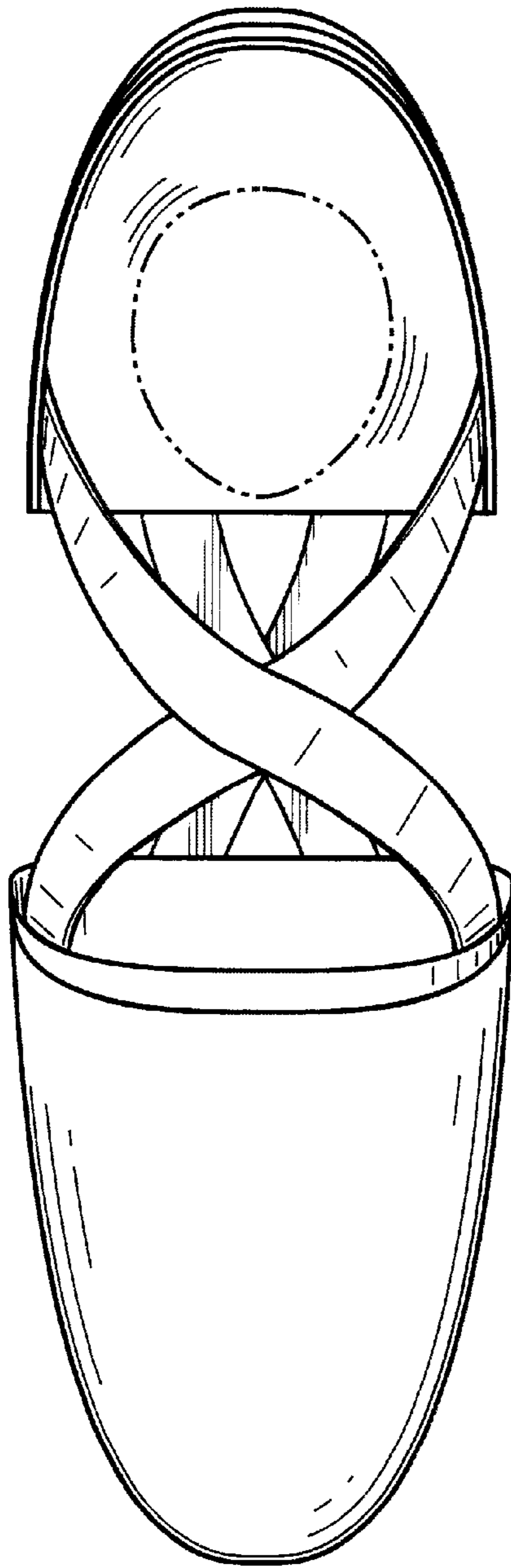


Fig. 6

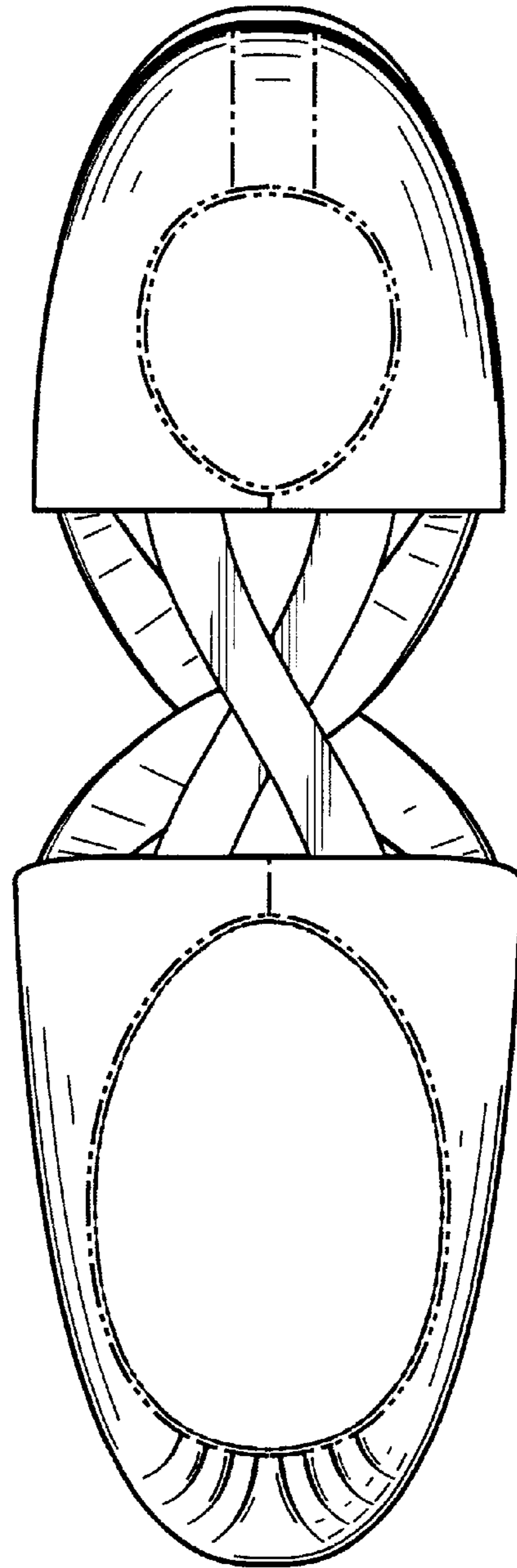


Fig. 7