

US00D517779S

(12) **United States Design Patent**
Lugo et al.

(10) **Patent No.:** **US D517,779 S**
(45) **Date of Patent:** **** Mar. 28, 2006**

(54) **FULL LENGTH BANDANA**

(76) Inventors: **Alfredo M. Lugo**, 8957 W. Rose La.,
Glendale, AZ (US) 85305; **Betty D. Lugo**, 8957 W. Rosa La., Glendale, AZ
(US) 85305

(**) Term: **14 Years**

(21) Appl. No.: **29/215,023**

(22) Filed: **Oct. 14, 2004**

(51) **LOC (8) Cl.** **02-03**

(52) **U.S. Cl.** **D2/881**

(58) **Field of Classification Search** D2/861,
D2/865, 866, 879, 880, 872, 874, 500, 501,
D2/502, 842; 2/202, 204, 207, 310, 182.6,
2/171, 172, 91, 69.5, 88; D11/109, 180; D5/41
See application file for complete search history.

(56) **References Cited**

U.S. PATENT DOCUMENTS

| | | | | | | |
|-----------|---|---|---------|---------------|-------|--------|
| 1,723,644 | A | * | 8/1929 | Collingbourne | | 2/69.5 |
| D139,008 | S | * | 10/1944 | Dannenberg | | D2/880 |
| 3,105,970 | A | * | 10/1963 | Herzberg | | 2/91 |
| 5,048,128 | A | * | 9/1991 | Watson, Jr. | | 2/204 |
| 5,058,211 | A | | 10/1991 | Hanks | | |
| 5,062,157 | A | * | 11/1991 | Muta | | 2/171 |

| | | | | | | |
|-----------|----|---|---------|------------------|-------|---------|
| D339,676 | S | * | 9/1993 | Geving | | D2/500 |
| 5,293,646 | A | * | 3/1994 | Winston | | 2/88 |
| D355,753 | S | | 2/1995 | Barrett, Jr. | | |
| D374,331 | S | * | 10/1996 | Duggan | | D2/872 |
| 5,594,956 | A | * | 1/1997 | Barrientos | | 2/207 |
| 5,875,493 | A | * | 3/1999 | MacDonald et al. | | 2/172 |
| D462,155 | S | * | 9/2002 | Gugle | | D2/842 |
| D478,838 | S | * | 8/2003 | Nam | | D11/180 |
| 6,738,986 | B1 | * | 5/2004 | Martin | | 2/207 |

* cited by examiner

Primary Examiner—Robert M. Spear

Assistant Examiner—Mary Ann Calabrese

(74) *Attorney, Agent, or Firm*—Crossley Patent Law; Mark
Ashley Crossley

(57) **CLAIM**

The ornamental design for a full length bandana, as shown
and described.

DESCRIPTION

FIG. 1 is a top view of a full length bandana showing our
new design;

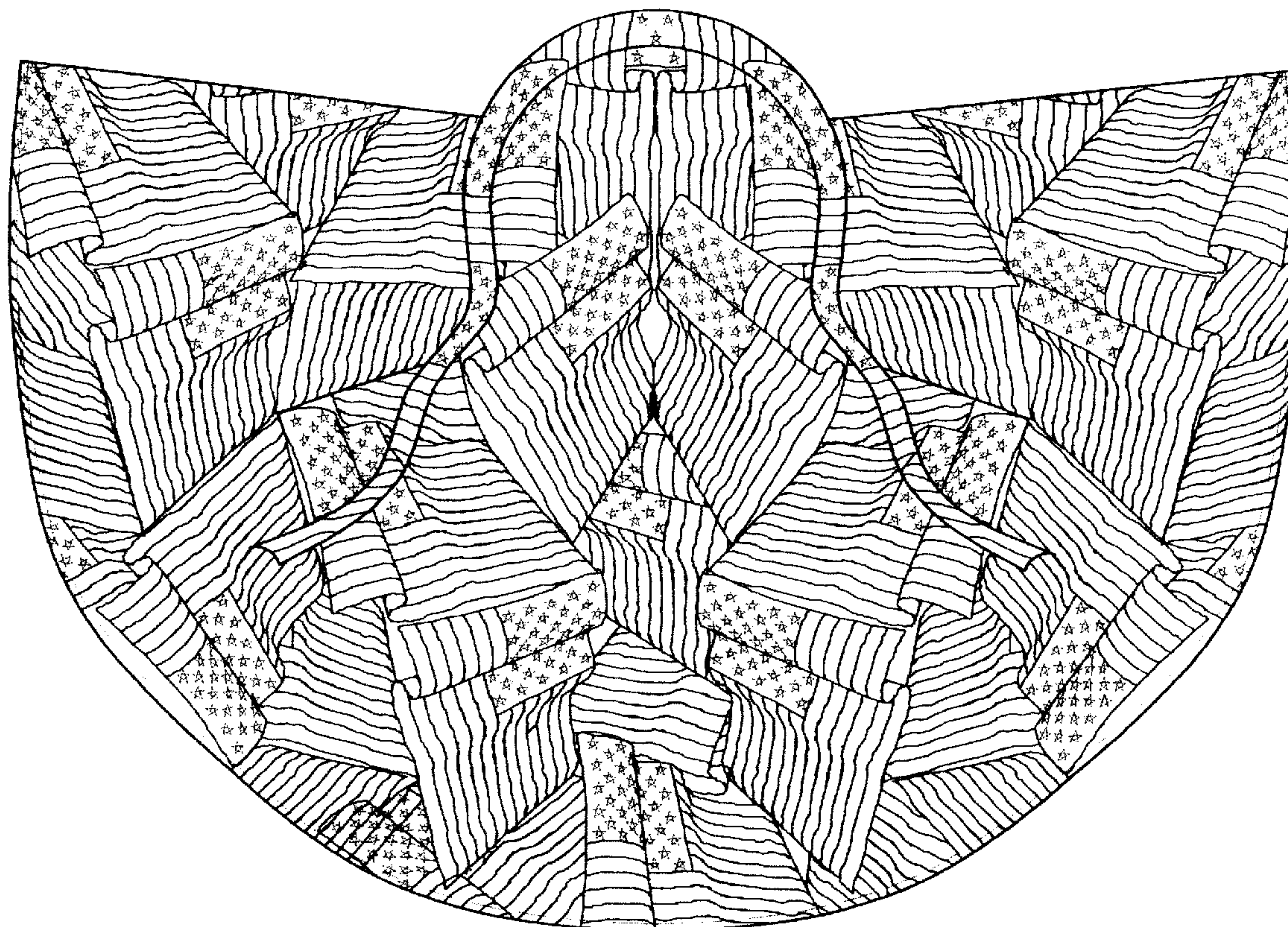
FIG. 2 is a bottom view of our invention;

FIG. 3; is a side view of FIG. 1

FIG. 4 is a front view of FIG. 1; and,

FIG. 5 is an rear view of our invention.

1 Claim, 3 Drawing Sheets



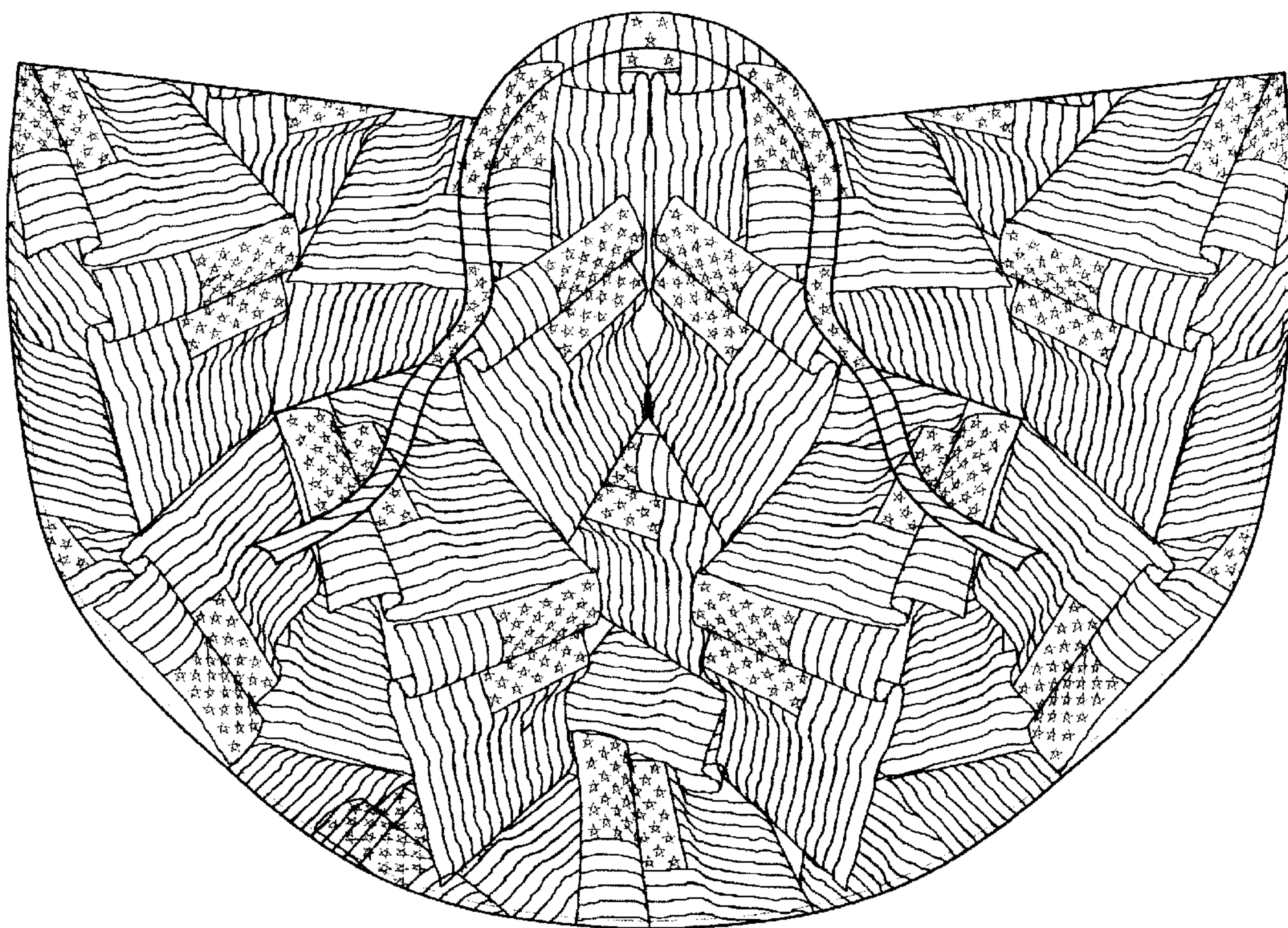


FIG. 1

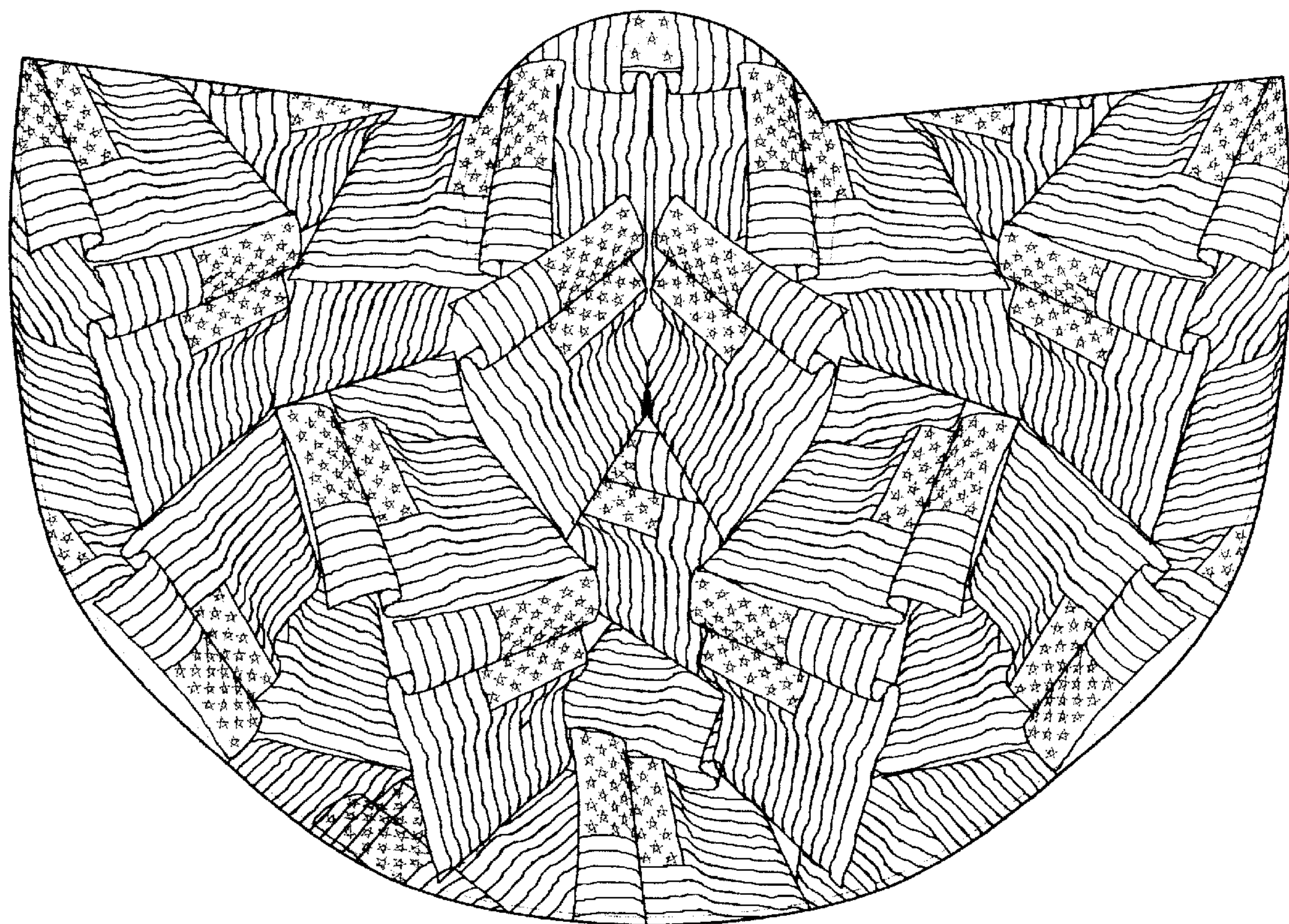


FIG. 2




FIG. 3

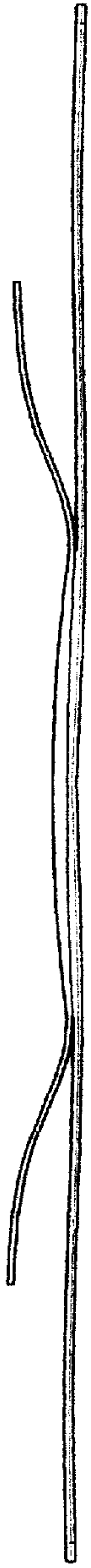


FIG. 4

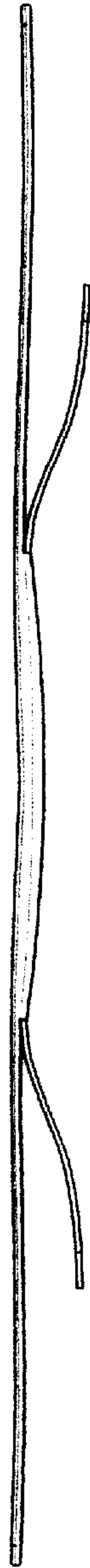


FIG. 5