



US00D517769S

(12) **United States Design Patent** (10) **Patent No.:** **US D517,769 S**
Post et al. (45) **Date of Patent:** **** Mar. 21, 2006**

(54) **PORTION OF A ROLLING CART**

(75) Inventors: **R. Neal Post**, Springfield, IL (US);
Christopher Hardy, Springfield, IL (US)

(73) Assignee: **Design Ideas, Ltd.**, Springfield, IL (US)

(**) Term: **14 Years**

(21) Appl. No.: **29/203,290**

(22) Filed: **Apr. 13, 2004**

Related U.S. Application Data

(63) Continuation of application No. 29/173,015, filed on Dec. 20, 2002, now Pat. No. Des. 502,584.

(51) **LOC (8) Cl.** **12-02**

(52) **U.S. Cl.** **D34/21**

(58) **Field of Classification Search** D34/12-27;
280/79.11, 79.3, 79.2, 47.34; D6/465, 476,
D6/475, 479; 211/180, 134; D19/86, 92
See application file for complete search history.

(56) **References Cited**

U.S. PATENT DOCUMENTS

D33,268 S	9/1900	Rix
D33,269 S	9/1900	Rix
893,786 A	7/1908	Collis et al.
933,517 A	9/1909	Worcester
994,984 A	6/1911	Dennis
1,098,053 A	5/1914	Porter
1,382,592 A	6/1921	Ames

(Continued)

FOREIGN PATENT DOCUMENTS

FR	826876	4/1938
JP	5581462	11/1989
JP	5581463	11/1989
JP	961382	8/1996
JP	1056914	12/1999

OTHER PUBLICATIONS

Baigelman & Co. Office Products Catalog, 2000, p. 492, item A.

Jacobs Gardner Office Products, 2001, p. 474, item B, circled.

Design Ideas Catalogue, issued 1995, pp. 24-29.

Design Ideas Holiday Catalogue, issued 1997, pp. 62-63.

(Continued)

Primary Examiner—Cynthia E. Ramirez

(74) *Attorney, Agent, or Firm*—SAIDMAN DesignLaw Group

(57) **CLAIM**

The ornamental design for a portion of a rolling cart, as shown and described.

DESCRIPTION

FIG. 1 is a perspective view of a first embodiment of a rolling cart showing our new design;

FIG. 2 is an enlarged top view thereof, wherein the frame members have been removed for clarity;

FIG. 3 is an enlarged bottom view thereof, wherein the frame members and casters have been removed for clarity;

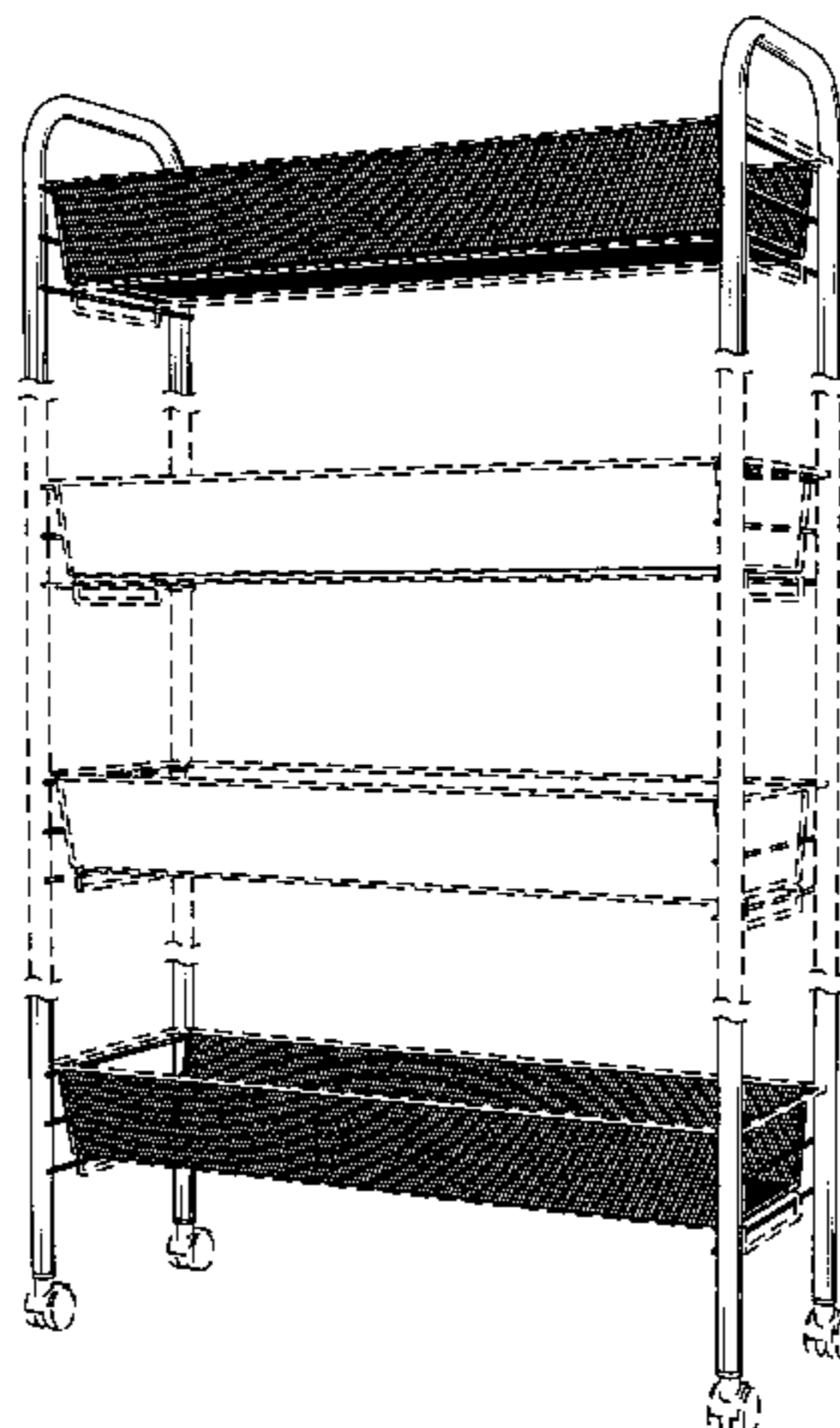
FIG. 4 is a perspective view of a second embodiment of a rolling cart showing our new design;

FIG. 5 is an enlarged top view thereof, wherein the frame members have been removed for clarity; and,

FIG. 6 is an enlarged bottom view thereof, wherein the frame members and casters have been removed for clarity.

The broken lines showing portions of the rails, frame members, casters, and drawers form no part of the claimed design. The pairs of closely adjacent, spaced wavy, broken lines in the drawings represent boundaries of the claimed design and form no part of the claimed design. The portions between such pairs of wavy, broken lines are broken away to disclose indeterminate length. The mesh material that may be visible through holes in the mesh has been removed for clarity.

1 Claim, 6 Drawing Sheets



US D517,769 S

Page 2

U.S. PATENT DOCUMENTS

1,389,908 A 9/1921 Shults et al.
1,408,026 A 2/1922 Ochiltree
1,463,098 A 7/1923 Snyder
RE16,431 E 9/1926 Kratzer
D152,140 S 12/1948 Crawford et al.
2,502,781 A 4/1950 Erickson
2,604,334 A * 7/1952 Schultz 280/47.35
2,916,293 A * 12/1959 Lang 280/79.3
D194,513 S 2/1963 Sparling
D207,308 S 4/1967 Bell
3,436,044 A 4/1969 Martinson
3,506,154 A 4/1970 Barnes
3,589,746 A * 6/1971 Inglis et al. 280/79.3
3,704,791 A 12/1972 Young, Jr.
4,754,885 A * 7/1988 Rich 211/132.1
D300,488 S 4/1989 Yoshikawa
D303,444 S 9/1989 Yoshikawa
4,890,748 A * 1/1990 Visser 211/133.1
4,953,879 A * 9/1990 Cain et al. 280/47.19
D315,459 S * 3/1991 Young et al. D6/465
D328,993 S 9/1992 Rosenthal
D341,459 S 11/1993 Yang
D383,283 S 9/1997 Hankins, III
5,718,441 A * 2/1998 Kern et al. 280/79.3
D411,045 S 6/1999 Morandi
D418,998 S 1/2000 Glassenberg
D419,302 S 1/2000 Hardy et al.
D430,375 S * 8/2000 Tezak D34/21
D433,709 S 11/2000 Hardy

D433,711 S 11/2000 Andujar
D434,074 S 11/2000 Hardy
D436,239 S 1/2001 Walsh
D436,461 S 1/2001 Walker
D450,453 S 11/2001 Andujar
D450,481 S 11/2001 Post
D460,848 S 7/2002 Tzeng
6,497,331 B1 12/2002 Morandi
D479,272 S 9/2003 Hardy et al.
6,742,792 B1 * 6/2004 Hooper et al. 280/79.3
D496,514 S * 9/2004 Post et al. D34/27
D502,584 S * 3/2005 Post et al. D34/27

OTHER PUBLICATIONS

Design Ideas Catalogue, issued 1998, pp. 61, 64, 66–67, 69.
Design Ideas Catalogue, Office Organization, issue Holiday 1999, p. 4.
Hong Kong Enterprise, Oct. 1999, p. 98.
Hong Kong Enterprise, Oct. 1999, p. 1126.
Millers Office Products, p. 442, 1995.
Millers Office Products, p. 453, 1997.
Millers Office Products, p. 475, 1998.
Kabushiki Kaisha Nihon Medics, Catalogue 2002, p. 55, published Mar. 2002.
Magazine Domus #815, Rail Portion of Wagon, p. 81, published May 1999 in Italy.

* cited by examiner

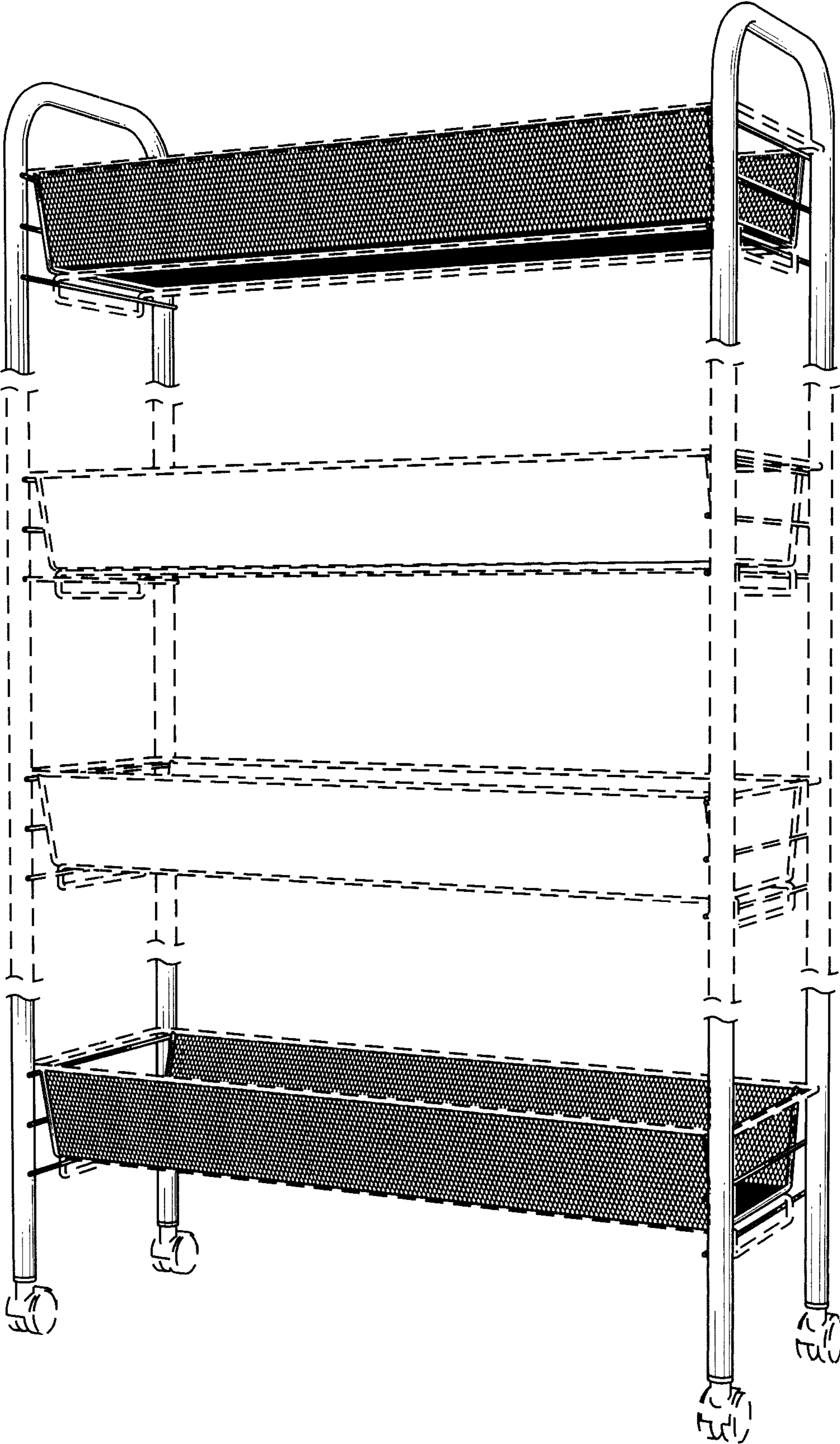


Fig. 1




Fig. 2




Fig. 3

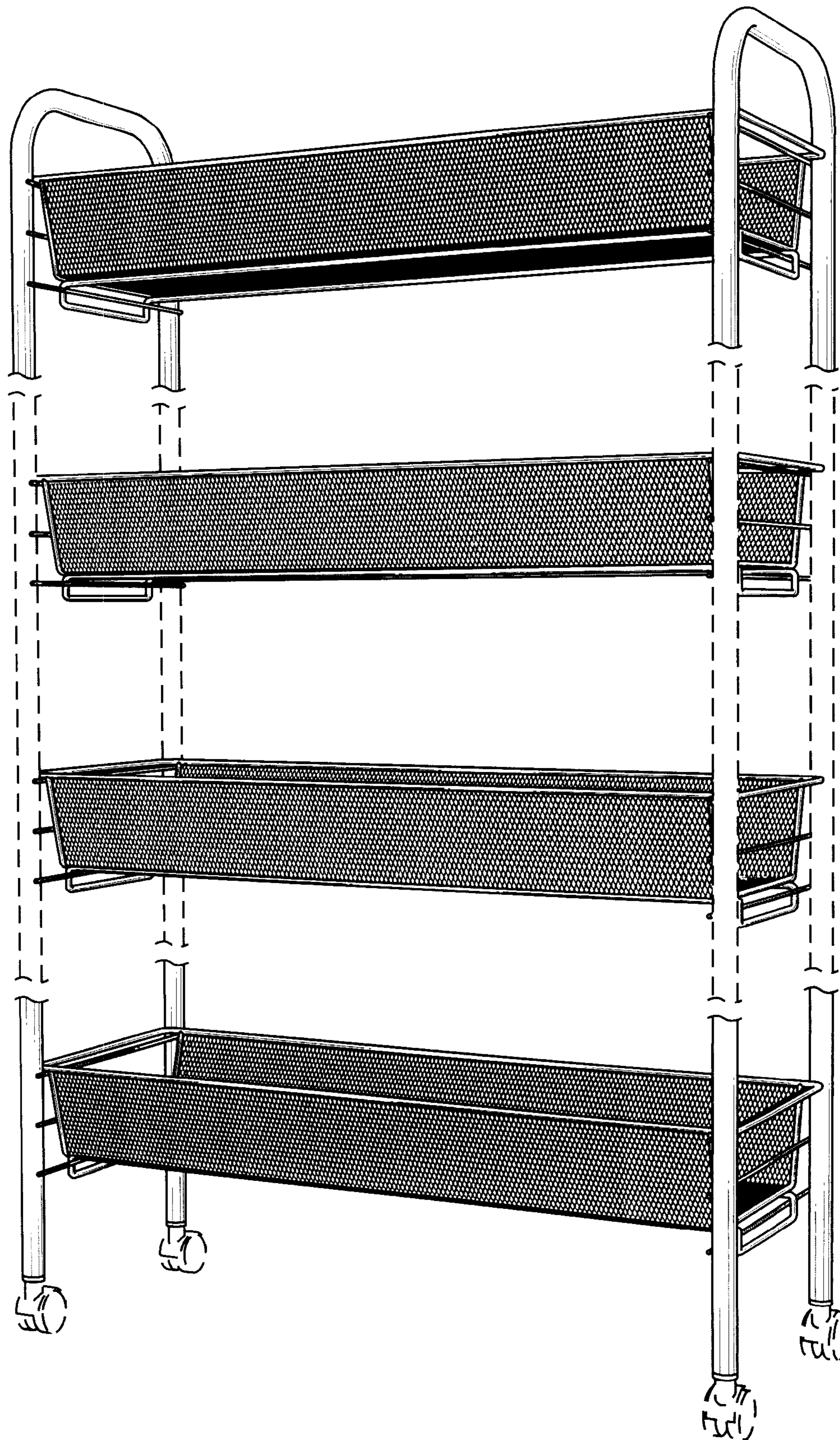


Fig. 4




Fig. 5




Fig. 6