



US00D517766S

(12) **United States Design Patent**
Lin

(10) **Patent No.:** **US D517,766 S**
(45) **Date of Patent:** **** Mar. 21, 2006**

(54) **GARBAGE CAN**

(76) **Inventor:** **Tsong-Yow Lin**, No. 57-1, Yung Ho Street, Yung Ho Village, Ta Tu Hsiang, Taichung Hsien (TW)

(**) **Term:** **14 Years**

(21) **Appl. No.:** **29/206,996**

(22) **Filed:** **Jun. 7, 2004**

(51) **LOC (8) Cl.** **09-09**

(52) **U.S. Cl.** **D34/9**

(58) **Field of Classification Search** D34/1,
D34/5, 6, 7, 8, 9, 10; 220/908, 262, 263,
220/264, 910, 911

See application file for complete search history.

(56) **References Cited**

U.S. PATENT DOCUMENTS

| | | | | | |
|--------------|---|---------|-------------|-------|-----------|
| D108,642 S | * | 3/1938 | Geisel | | D34/9 |
| 2,246,975 A | * | 6/1941 | Geibel | | 220/23.87 |
| D435,951 S | * | 1/2001 | Yang et al. | | D34/9 |
| D450,901 S | * | 11/2001 | Lin | | D34/9 |
| D453,252 S | * | 1/2002 | Lin | | D34/9 |
| D453,600 S | * | 2/2002 | Lin | | D34/9 |
| D453,870 S | * | 2/2002 | Lin | | D34/9 |
| D465,893 S | * | 11/2002 | Lin | | D34/9 |
| D480,193 S | * | 9/2003 | Wang | | D34/9 |
| 6,626,316 B1 | * | 9/2003 | Yang | | 220/263 |

| | | | | | |
|------------|---|--------|-------------|-------|-------|
| D485,957 S | * | 1/2004 | Brand | | D34/9 |
| D488,604 S | * | 4/2004 | Yang et al. | | D34/9 |
| D488,605 S | * | 4/2004 | Chen | | D34/9 |
| D489,856 S | * | 5/2004 | Yang et al. | | D34/9 |
| D489,857 S | * | 5/2004 | Yang et al. | | D34/9 |
| D491,706 S | * | 6/2004 | Yang et al. | | D34/9 |
| D491,707 S | * | 6/2004 | Lin | | D34/9 |
| D493,930 S | * | 8/2004 | Wang | | D34/9 |
| D503,022 S | * | 3/2005 | Lai | | D34/9 |
| D503,502 S | * | 3/2005 | Lai | | D34/9 |

* cited by examiner

Primary Examiner—Cynthia E. Ramirez

(74) *Attorney, Agent, or Firm*—Alan D. Kamrath; Nikolai & Mersereau, P.A.

(57) **CLAIM**

The ornamental design for garbage can, as shown and described.

DESCRIPTION

FIG. 1 is a perspective view of garbage can showing my new design;


FIG. 2 is a front view thereof;

FIG. 3 is a rear view thereof;

FIG. 4 is a right view thereof; the opposite side being a mirror image of the shown; and,

FIG. 5 is a top view thereof.

1 Claim, 2 Drawing Sheets






Fig. 1




Fig. 2

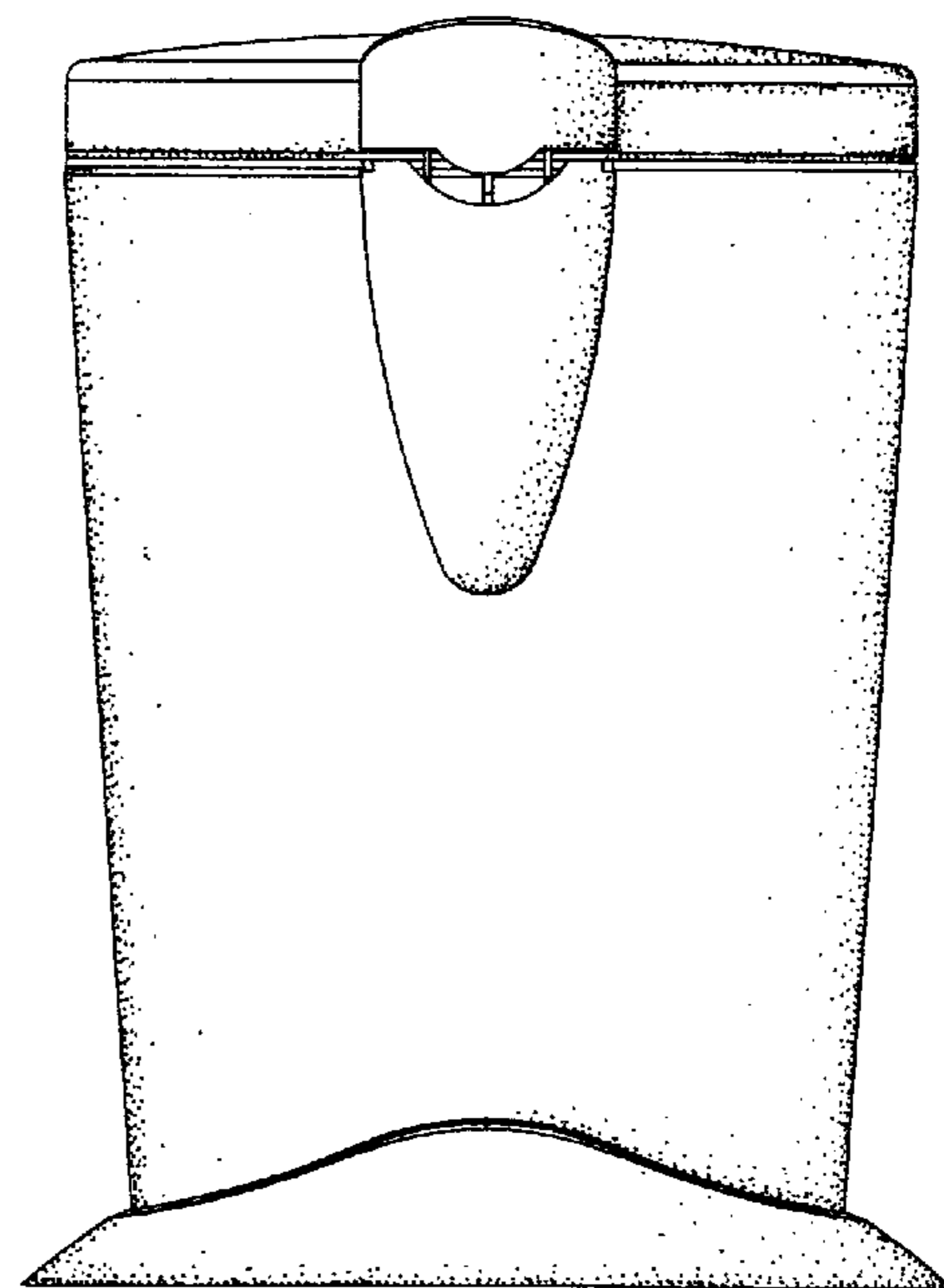


Fig. 3

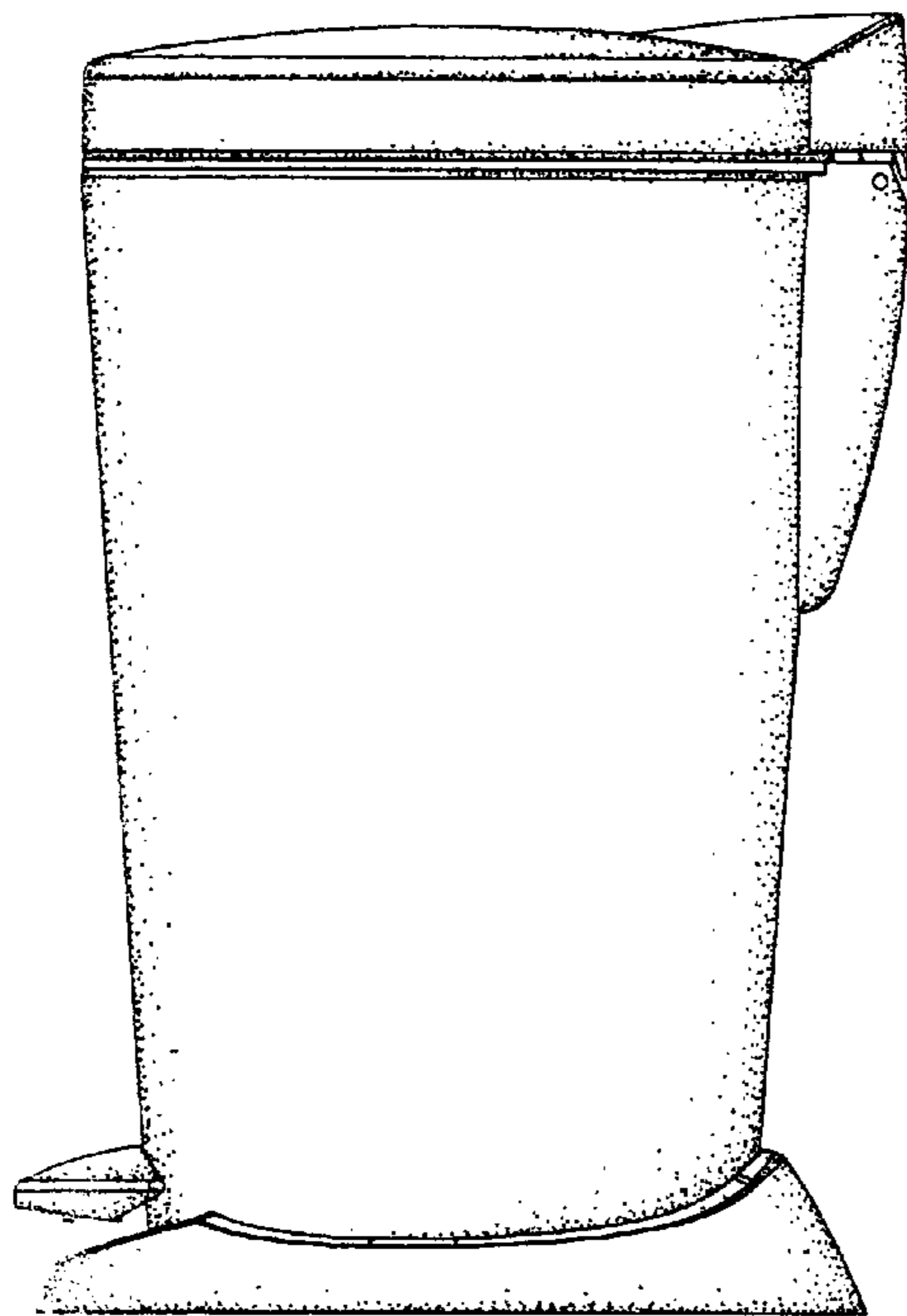


Fig. 4

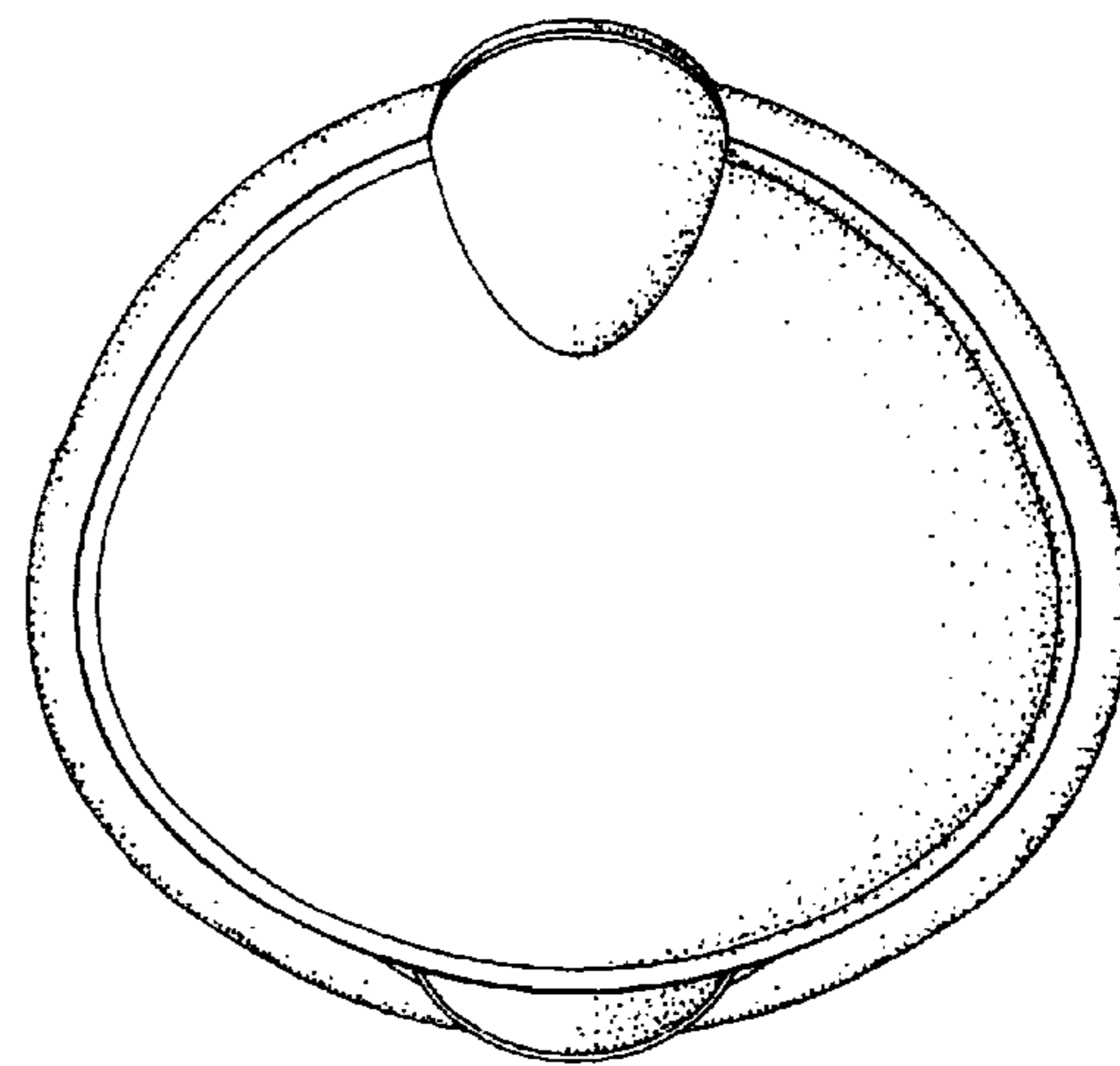


Fig. 5